

T.Dot	T.Dot Project Description	CPUC Filing Type	CPUC Date Filed	CPUC Status	CPUC Status: Year	Project Status
T.0000159	Egbert 230kV Switching Station	CPCN: A.17-12-021	2017-12-28	Approved	2020	Engineering
T.0000597	VIERRA 115 KV REINFORCEMENT	PTC: A.18-06-004	2018-06-15	Approved	2021	Construction
T.0000154	Estrella 230 kV Transmission Substation	PTC: A.17-01-023	2017-01-25	Approved	2024	Construction
T.0000013	Coleman - Red Bluff Project	NOC: AL 7766-E	2025-11-25	Approved	2025	Engineering
T.0004688	Lincoln Pleasant Grove & Rio Bravo Relo	NOC: AL 7768-E	2025-11-26	Approved	2025	Engineering
T.0000434	KINGSBURG CORCORAN 1 AND 2 115KV NERC	NOC: AL 7769-E	2025-12-02	Approved	2025	Engineering
T.0008749	Weber-Mormon Jct Reconductor	NOC: AL 7813-E	2026-01-15	Approved	2026	Engineering
T.0004279	Salinas-Laureles 60kV:RELO:S_Davis_Rd	NOC: AL 7841-E	2026-02-17	Approved	2026	Engineering
T.0000007	Vaca Dixon Area Reinforcement Project (Plainfield)	NOC: AL 7542-E PTC: A.24-06-008	3/12/2025 6/28/2024	Approved Approved	2025 2026	Construction
T.0007979	Q1557 Noosa 115 T-L DNU	NOC: AL 7787-E (5799800) NOC (5799799) NOC (5799798)	12/17/25 Expected 2026 Q2 Expected 2026 Q2	Approved TBD TBD	2026 TBD TBD	Engineering
T.0010903	L0015 Rue Ferrari Large Load	NOC: AL 7847-E (5815152) NOC (5814132)	2/26/26 (5815152) Expected 2027 Q1 (5814132)	Filed & Under Review TBD	TBD	Engineering
T.0000155	Lockeford - Lodi Area 230 kV Development	CPCN: A.23-09-001	2023-09-01	Filed and Under Administrative Review	TBD	Engineering
T.0000349	Moraga-Oakland #1-#4 Rebuild	PTC: A. 24-11-005	2024-11-15	Filed and Under Administrative Review	TBD	Engineering
T.0009641	Cortina #1 60 kV Line Reconductoring	NOC: AL 7836-E	2026-02-11	Filed and Under Administrative Review	TBD	Engineering
T.0007731	Q1596 Buttonbush	NOC	Expected 2026 Q2	TBD	TBD	Construction
T.0009607	Tulucay-Napa 60kV Line Reconductoring	NOC	Expected 2026 Q2	TBD	TBD	Engineering
T.0009652	Eden Landing Eastshore Grant	NOC	Expected 2026 Q2	TBD	TBD	Engineering
T.0008740	Tulucay-Napa No. 2 60kV Pole Relo	NOC	Expected 2026 Q2	TBD	TBD	Engineering
T.0004271	Morgan Hill-Watsonville 115kV Area Reinf	NOC	Expected 2026 Q2	TBD	TBD	Engineering
T.0000156	Wheeler Ridge Junction Substation	PTC	Expected 2026 Q2	TBD	TBD	Engineering
T.0011036	IGNACIO - MARE ISLAND TWR REPL PHASE 5	NOC	Expected 2026 Q3	TBD	TBD	Engineering
T.0008334	Jefferson-Stanford 60kV Rep Pole 06_157	NOC	Expected 2026 Q3	TBD	TBD	Engineering
T.0010604	Jefferson-Stanford Cable Replacement	NOC	Expected 2026 Q3	TBD	TBD	Engineering
T.0000070	BRIGHTON-GRAND ISLAND #1 & #2 115KV NERC	NOC	Expected 2026 Q4	TBD	TBD	Construction
T.0010100	Applied Materials Arques Load Increase	NOC	Expected 2026 Q4	TBD	TBD	Engineering
T.0010873	LC24-2 Lockheed #1 Sub TLine Cust Sub	NOC	Expected 2026 Q4	TBD	TBD	Engineering
T.0009603	Garberville 60kV Area Reinforcement	NOC	Expected 2026 Q4	TBD	TBD	Engineering
T.0002707	Kern - Kern Oil 115 kV Line Reconductoring	NOC	Expected 2026 Q4	TBD	TBD	Engineering
T.0010904	Prologis LC24-14 Load Interconnection Project	NOC	Expected 2027 Q1	TBD	TBD	Engineering
T.0009536	Dixon Landing 115 kV Upgrade	NOC	Expected 2027 Q2	TBD	TBD	Engineering
T.0004347	Herndon - Bullard Nos. 1 and 2 115 kV RC	NOC	Expected 2027 Q2	TBD	TBD	Engineering
T.0011037	IGNACIO - MARE ISLAND TWR REPL PHASE 6	NOC	Expected 2027 Q3	TBD	TBD	Engineering
T.0004832	South Of Mesa Upgrade Project	NOC	Expected 2027 Q3	TBD	TBD	Engineering
T.0000157	Oro Loma 70kV Reinforcement	NOC	Expected 2027 Q3	TBD	TBD	Engineering
T.0004113	Midway-Temblor 115kV Recon & Voltage Sup	NOC	Expected 2027 Q3	TBD	TBD	Engineering
T.0000423	TEMBLOR-SAN LUIS OBISPO 115KV NERC	NOC	Expected 2027 Q3	TBD	TBD	Engineering
T.0009189	New Collinsville 500kV Sub Connection Pr	NOC	Expected 2027 Q4	TBD	TBD	Engineering

T.0000159 - Egbert 230kV Switching Station

Project Details

County	San Francisco
Year of BC Approval	2016
CAISO Year	2015
CPUC Filing Type	CPCN: A.17-12-021
CPUC Status	Approved
CPUC Status Year	2020
Total Actuals to Date	\$ 86,259
Current Projected Cost	\$ 236,801
In Service Date	10/27/2028
Project Status	Engineering
Original In-Service Date	12/1/2021
Reason for Change in ISD	Prioritization

Project Description

The Martin 230 kV Bus Extension project will: Construct a new 230 kV switching station near, but not adjacent to, Martin Substation. Relocate voltage control and power flow limiting equipment associated with the Jefferson-Martin and Martin-Embarcadero Cables from Martin, if necessary, to the new switching station. Completion of the Martin Bus Extension project will improve service reliability and system resiliency in serving customers in San Francisco and northern San Mateo County.

Entity Initiating Project: CAISO
Distribution Components: N/A

Project Need

The project need was first identified in 2013, when the CAISO initiated a risk and vulnerability assessment of the electric transmission system serving San Francisco and northern San Mateo County. The proposed Egbert 230kV Switching Station project will improve electric system resiliency and resolve reliability concerns for a devastating or catastrophic event at Martin Substation by rearranging existing 230kV transmission circuits to create a separate transmission path into San Francisco that bypasses Martin Substation. In addition to providing another power source into San Francisco, it will also keep the San Francisco alternating current transmission system energized, which will enable TBC to deliver up to 400 MW of power into the City.

Project & Permitting Status Updates

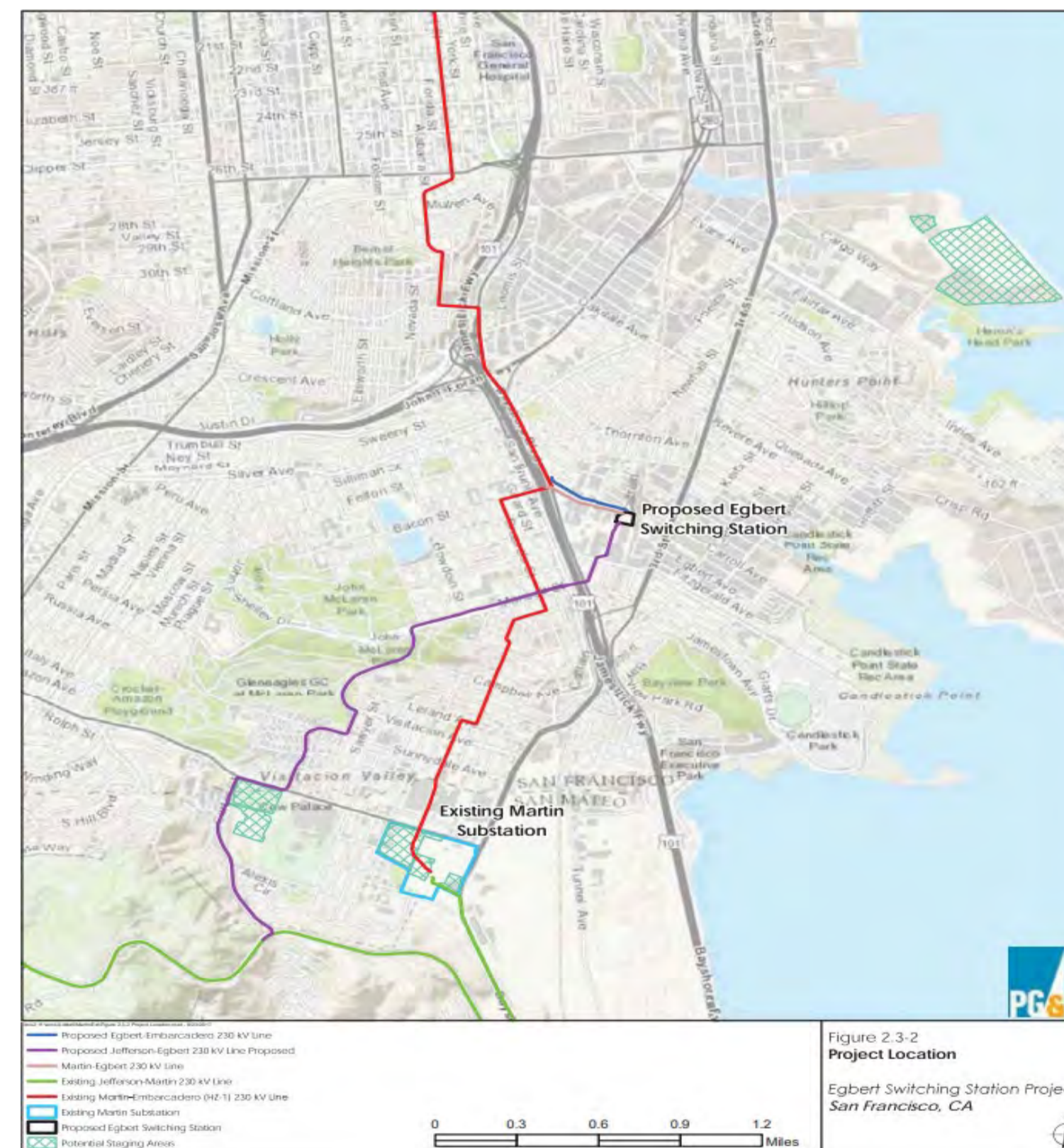
Construction Start: 02/02/27
CPUC Date Filed: 12/28/17

Notice to Proceed (NTP) request was submitted July and August 2021. NTP 1 was authorized October 2021. PG&E is continuing to work with the property owners to acquire easements. Project is now in-flight.

Actual 2026	ITD	Projected 2026	2027	2028	2029	2030	2031	2032	EAC
\$733	\$86,259	\$35,441	\$34,233	\$979	\$0	\$0	\$0	\$13	\$236,801
0%		15%	14%	0%	0%	0%	0%	0%	

Order Details

Project Name	Primary Purpose	Secondary Purpose	Transmission Voltage Level	Substation Voltage Level	Planning Order	MWC	In Service Date	Inception to Date	Estimated at Completion
MARTIN BUS EXT: SF RAS MODIFICATIONS @ C	Reliability	Substation Reliability	NA	230 kV	5767648	61	10/27/2028	\$ 28	\$ 3,440
MARTIN BUS EXT: EMBARCADERO PROT UPGRADE	Reliability	Substation Reliability	NA	230 kV	5767647	61	10/27/2028	\$ 124	\$ 2,631
MARTIN BUS EXT: JEFFERSON PROT UPGRADES	Reliability	Substation Reliability	NA	230 kV	5767646	61	10/27/2028	\$ 91	\$ 3,097
MARTIN BUS EXT: MARTIN SUB PROT UPGRADES	Reliability	Substation Reliability	NA	230 kV	5767645	61	10/12/2028	\$ 352	\$ 3,496
REROUTE JEFFERSON_MARTIN 230KV LINE	Reliability	T-Line Capacity	230	NA	5767217	60	10/27/2028	\$ 32,010	\$ 76,600
EGBERT GREENFIELD SUBSTATION	Reliability	Substation Capacity	NA	230 kV	5767214	61	10/12/2028	\$ 49,674	\$ 111,761
LOOP EMBARCADERO & MARTIN	Reliability	T-Line Capacity	230	NA	5767213	60	10/12/2028	\$ 3,981	\$ 34,935
EGBERT T-LINE - VISITACION AVE EASEMENT	Reliability	T-Line Capacity	230	NA	5551310	60	5/29/2026	\$ (1)	\$ 839



*Note: All dollar figures represented in the 000s



T.0000597 - VIERRA 115 KV REINFORCEMENT

Project Details

County	San Joaquin
Year of BC Approval	2018
CAISO Year	2011
CPUC Filing Type	PTC: A.18-06-004
CPUC Status	Approved
CPUC Status Year	2021
Total Actuals to Date	\$ 61,451
Current Projected Cost	\$ 68,863
In Service Date	10/19/2026
Project Status	Construction
Original In-Service Date	5/1/2014
Reason for Change in ISD	Prioritization

Project Description

Loop the Tesla-Stockton Co-Gen Junction 115kV Power Line into Vierra Substation, convert the Vierra 115kV bus into a 4-bay breaker-and-a-half (BAAH) bus configuration, add a Howland Road Co-Gen Radial Feed, install a 115kV Sustainable Modular Protection (SMP) / Modular Protection Automation and Controls (MPAC), and install battery buildings.

Entity Initiating Project: CAISO
Distribution Components: Distribution Relocation

Project Need

The Vierra 115kV Reinforcement project is required to meet NERC Reliability Standards and was approved by the California Independent System Operator (CAISO) in 2011. The Vierra 115kV Reinforcement project reduces these risks by increasing system resiliency with the addition of the fifth transmission path in the Tesla 115kV system, increasing reliability with a more reliable bus configuration and also reducing the transmission line exposure by sectionalizing the Tesla-Stockton Cogen Junction 115kV Power Line by looping it into the Vierra Substation.

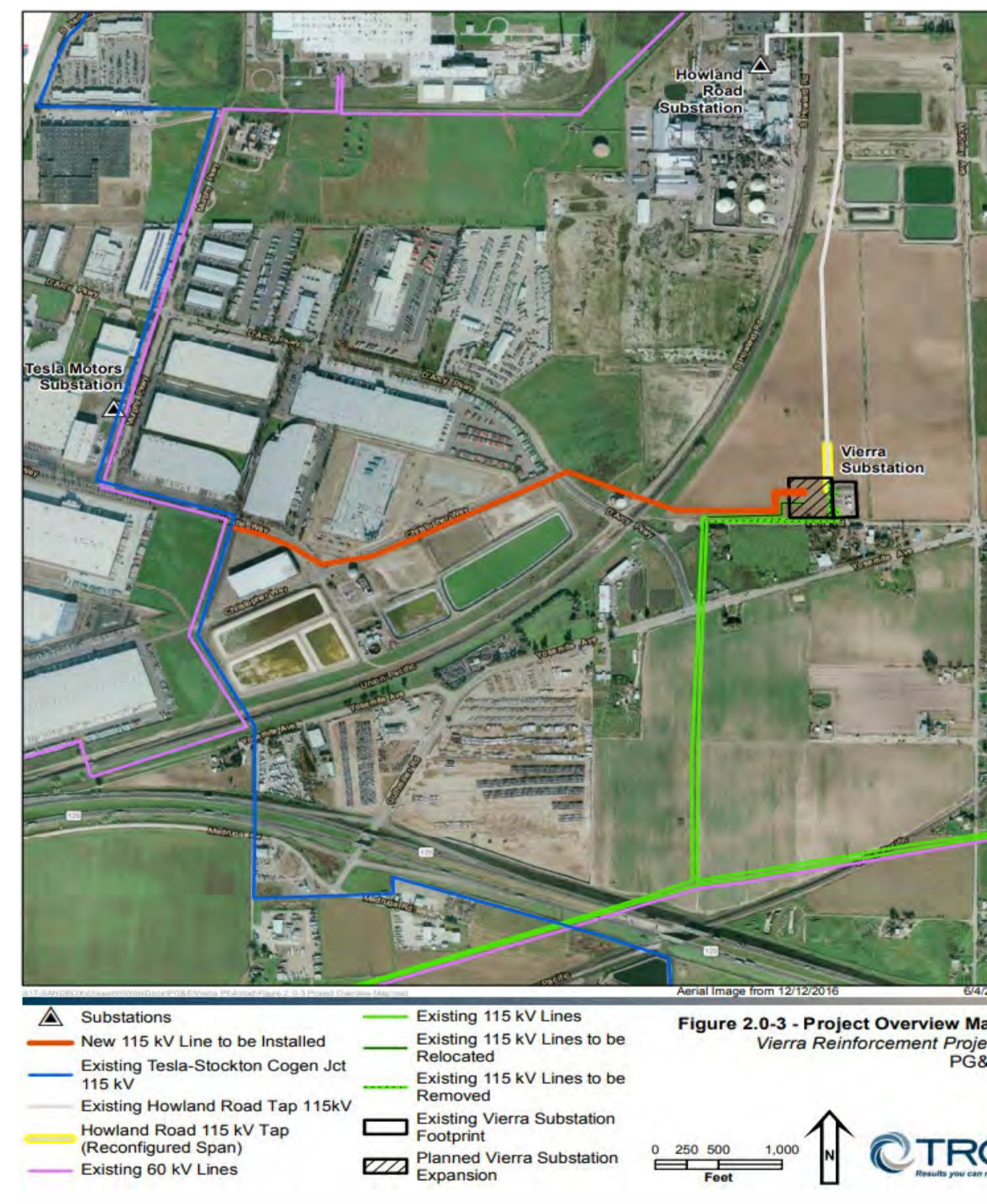
Project & Permitting Status Updates

Construction Start: 05/21/24
CPUC Date Filed: 06/15/18

Actual 2026	ITD	Projected 2026	2027	2028	2029	2030	2031	2032	EAC
\$1,151	\$61,451	\$7,198	\$18	\$0	\$0	\$0	\$0	\$195	\$68,863
2%		10%	0%	0%	0%	0%	0%	0%	

Order Details

Project Name	Primary Purpose	Secondary Purpose	Transmission Voltage Level	Substation Voltage Level	Planning Order	MWC	In Service Date	Inception to Date	Estimated at Completion
VIERRA 115KV TLINE RECONFIGURATION PH 2	Reliability	System Design Upgrade	115	NA	5805561	60	11/24/2025	\$ 276	\$ 596
VIERRA 115 KV BAAH PHASE 2	Reliability	Bus Upgrade	NA	115 kV	5805478	61	10/19/2026	\$ 4,972	\$ 8,549
RIPON: UPGRADE VIERRA REMOTE END	Reliability	MPAC	NA	115 kV	5777421	67	7/29/2026	\$ 269	\$ 451
HOWLAND: UPGRADE VIERRA REMOTE END	Reliability	MPAC	NA	115 kV	5777419	67	11/21/2025	\$ 3,207	\$ 3,452
MANTECA: UPGRADE VIERRA REMOTE END	Reliability	MPAC	NA	115 kV	5777418	67	4/30/2026	\$ 1,325	\$ 1,749
TRACY: UPGRADE VIERRA REMOTE END	Reliability	MPAC	NA	115 kV	5777397	67	8/21/2026	\$ 1,778	\$ 2,822
KASSON: UPGRADE VIERRA REMOTE END	Reliability	MPAC	NA	115 kV	5777396	67	7/23/2026	\$ 1,477	\$ 1,676
TESLA: UPGRADE VIERRA REMOTE END	Reliability	MPAC	NA	115 kV	5777395	67	7/14/2026	\$ 393	\$ 577
VIERRA BAAH CONTROL BUILDING	Reliability	MPAC	NA	115 kV	5777394	67	5/20/2025	\$ 11,980	\$ 12,707
NV_VIERRA 115 KV BAAH	Reliability	Bus Upgrade	NA	115 kV	5746745	61	5/20/2025	\$ 22,133	\$ 22,526
VIERRA 115 KV TLINE REINFORCEMENT PH 1	Reliability	System Design Upgrade	115	NA	5746744	60	2/23/2025	\$ 11,957	\$ 11,972
VIERRA ACQUIRE PERM LAND RIGHTS	Reliability	System Design Upgrade	NA	NA	5527666	60	2/23/2025	\$ 1,684	\$ 1,784



*Note: All dollar figures represented in the 000s



T.0000154 - Estrella 230 kV Transmission Substation

Project Details

County	San Luis Obispo
Year of BC Approval	2015
CAISO Year	2014
CPUC Filing Type	PTC: A.17-01-023
CPUC Status	Approved
CPUC Status Year	2024
Total Actuals to Date	\$ 56,238
Current Projected Cost	\$ 174,601
In Service Date	3/30/2029
Project Status	Construction
Original In-Service Date	5/1/2019
Reason for Change in ISD	Prioritization

Project Description

Construct and own the new Estrella 230/70/21 kV Substation and associated transmission line work as defined by the CAISO's Transmission Plan. Connecting the new Estrella Substation to the 230 kV and 70 kV systems will improve capacity and service reliability to PG&E customers in the Paso Robles area. This project is part of the Utility's overall program to upgrade its substation design to meet today's customer service reliability expectations.

Entity Initiating Project: CAISO
Distribution Components: Distribution Substation

Project Need

Completion of this project will mitigate outage risks associated with thermal overloads and voltage concerns across the planning area. The project will also support the Paso Robles Substation, which has reached maximum capacity, by connecting a new substation and downstream assets to an additional, reliable source from the Morro Bay-Gates 230 kV transmission line. Construction/reconducting of a 70 kV power line that connects the new substation to Paso Robles substation.

Project & Permitting Status Updates

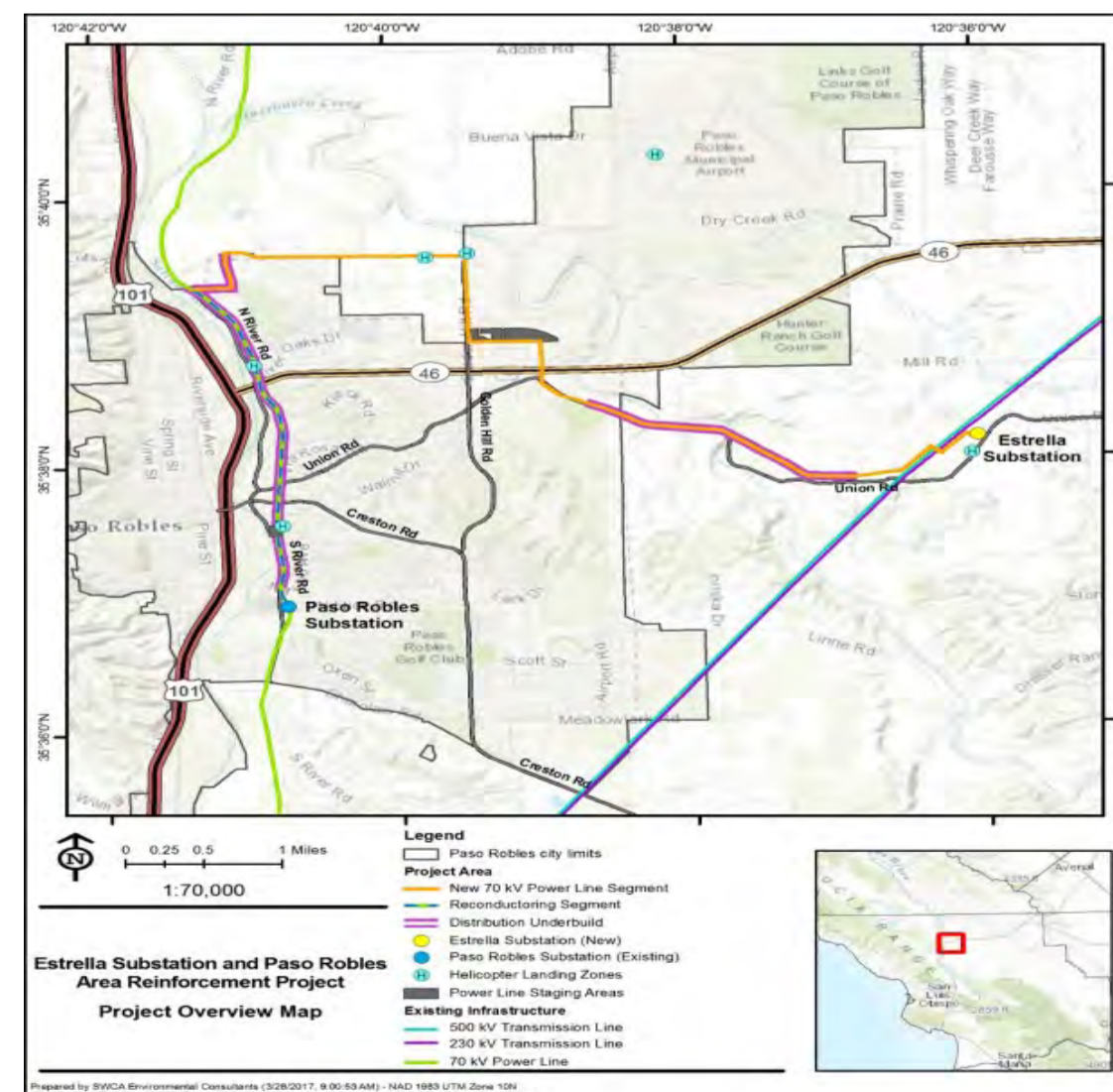
Construction Start: 11/13/25
CPUC Date Filed: 01/25/17

NTP received 7/24/25.

Actual 2026	ITD	Projected 2026	2027	2028	2029	2030	2031	2032	EAC
\$3,441	\$56,238	\$24,257	\$32,244	\$18,005	\$32	\$0	\$0	-\$392	\$174,601
2%		14%	18%	10%	0%	0%	0%	0%	

Order Details

Project Name	Primary Purpose	Secondary Purpose	Transmission Voltage Level	Substation Voltage Level	Planning Order	MWC	In Service Date	Inception to Date	Estimated at Completion
REC SAN MIGUEL-PASO ROBLES 70KV PH.2 ENG	Reliability	Line Reconductoring	70	NA	5810240	60	4/30/2027	\$ 313	\$ 3,536
UNION-SAN MIGUEL_PASO ROBLES 70KV - ENG	Reliability	T-Line Capacity	70	NA	5806384	60	3/30/2029	\$ 5,989	\$ 23,917
TEMPLETON SUB-INSTALL REVERSE POWER RELA	Reliability	Substation Capacity	NA	230 kV	5805698	61	12/28/2027	\$ 26	\$ 1,242
TERMINAL UPGRADES PASO ROBLES SUB	Reliability	New T-Line	NA	70 kV	5805506	61	3/31/2027	\$ 446	\$ 1,308
REC SAN MIGUEL-PASO ROBLES 70KV PH.2 EST	Reliability	Line Reconductoring	70	NA	5805505	60	2/26/2027	\$ 4,625	\$ 14,181
MORRO BAY: UPGRADE 230KV RELAY	Reliability	Substation Reliability	NA	230 kV	5771722	61	10/8/2027	\$ 46	\$ 1,899
CALIFORNIA FLATS: UPGRADE 230KV RELAY	Reliability	Substation Reliability	NA	230 kV	5771721	61	10/7/2027	\$ 53	\$ 2,127
UNION-SAN MIGUEL_PASO ROBLES 70KV - EST	Reliability	New T-Line	70	NA	5771719	60	3/30/2029	\$ 11,779	\$ 39,210
MORRO BAY - CAL FLATS 230KV LINE SHOOFLY	Reliability	T-Line Capacity	230	NA	5771718	60	5/10/2027	\$ 122	\$ 883
RECOND. SAN MIGUEL-PASO ROBLES 70KV PH.1	Reliability	New T-Line	70	NA	5767231	60	4/22/2026	\$ 14,921	\$ 18,207
ESTRELLA_CPUC LIC/PER	Reliability	T-Line Capacity	230 70	NA	5767230	60	12/30/2027	\$ 1,649	\$ 2,796
MORRO BAY-CAL FLATS 230KV INTERCONNECTIO	Reliability	New T-Line	230	NA	5767208	60	5/26/2028	\$ 1,434	\$ 9,041
UNION 70KV SUBSTATION	Reliability	New Substation	NA	70 kV	5767207	61	7/19/2028	\$ 13,494	\$ 49,930
ROW UNION-SAN MIGUEL_PASO ROBLES 70KV	Reliability	New T-Line	70	NA	5554011	60	N/A	\$ 244	\$ 3,926
ROW San Miguel-Paso Robles 70kV Ph. 2	Reliability	New T-Line	70	NA	5554010	60	N/A	\$ 176	\$ 1,026
ROW San Miguel-Paso Robles 70kV Ph.1	Reliability	New T-Line	70	NA	5554009	60	N/A	\$ 477	\$ 522
Land Purchase for 70KV Substation	Reliability	New T-Line	NA	NA	5553459	61	N/A	\$ 444	\$ 849



*Note: All dollar figures represented in the 000s



T.0000013 - Coleman - Red Bluff Project

Project Details

County	Tehama
Year of BC Approval	2025
CAISO Year	2011
CPUC Filing Type	NOC: AL 7766-E
CPUC Status	Approved
CPUC Status Year	2025
Total Actuals to Date	\$ 6,506
Current Projected Cost	\$ 33,189
In Service Date	12/29/2028
Project Status	Engineering
Original In-Service Date	12/1/2021
Reason for Change in ISD	Prioritization

Actual 2026	ITD	Projected 2026	2027	2028	2029	2030	2031	2032	EAC
\$134	\$6,506	\$9,761	\$1,876	\$0	\$0	\$0	\$0	\$12	\$33,189
0%		29%	6%	0%	0%	0%	0%	0%	

Order Details

Project Name	Primary Purpose	Secondary Purpose	Transmission Voltage Level	Substation Voltage Level	Planning Order	MWC	In Service Date	Inception to Date	Estimated at Completion
COLEMAN- RED BLUFF RECONDUCTOR-PHASE II	Reliability	Line Reconductoring	60	NA	5784598	60	12/29/2028	\$ 845	\$ 17,367
COLEMAN-PH SUBSTATION	Reliability	Line Termination	NA	230 60 kV	5766751	61	12/29/2028	\$ 126	\$ 1,090
COLEMAN-RED BLUFF RECONDUCTOR-PHASE I	Reliability	Line Reconductoring	60	NA	5766750	60	12/29/2028	\$ 5,536	\$ 14,732

Project Description

- The proposed project will replace poles and reconductor approximately 18 miles of the Coleman-Red Bluff 60kV Line. The project scope of work includes the following:
- Reconductor roughly 18 miles of Coleman-Red Bluff 60kV Line with 715 all aluminum conductor (AAC) conductor or equivalent
 - Replace roughly 189 existing wood and light duty structures with new structures
 - Upgrade terminal equipment to match the new conductor

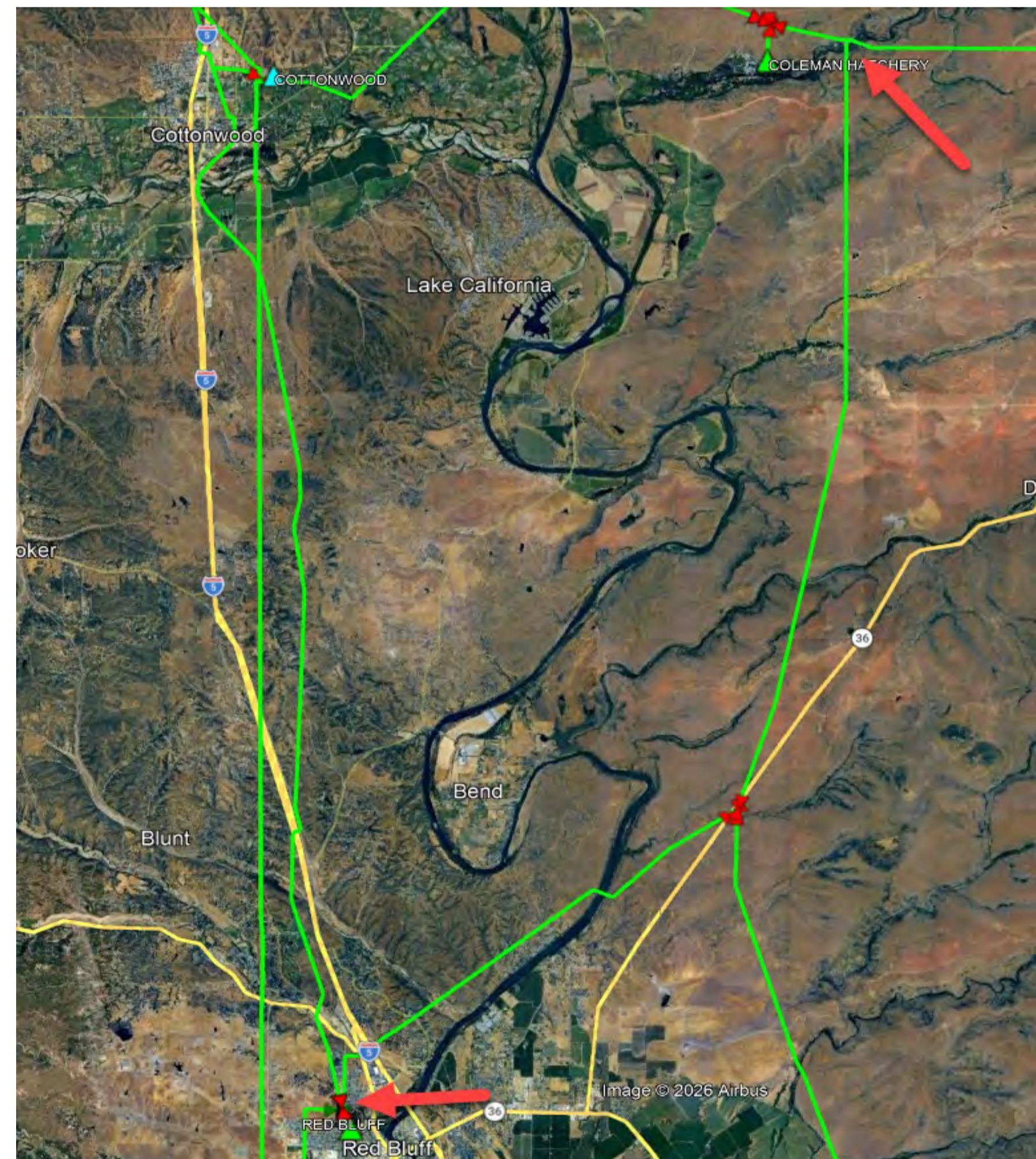
Entity Initiating Project: CAISO
Distribution Components: N/A

Project Need

The Coleman-Red Bluff 60kV Reconductoring project was approved by CAISO to mitigate overloads caused by single outage contingencies in the area. The project is required to improve electric capacity and capability of serving customers in the area and further strengthen PG&E's infrastructure and reduce wildfire risk

Project & Permitting Status Updates

Construction Start: 09/28/26
CPUC Date Filed: 11/25/25



*Note: All dollar figures represented in the 000s

T.0004688 - Lincoln Pleasant Grove & Rio Bravo Relo

Project Details

County	Placer
Year of BC Approval	2025
CAISO Year	N/A
CPUC Filing Type	NOC: AL 7768-E
CPUC Status	Approved
CPUC Status Year	2025
Total Actuals to Date	\$ 79
Current Projected Cost	\$ (888)
In Service Date	4/24/2026
Project Status	Engineering
Original In-Service Date	4/15/2026
Reason for Change in ISD	N/A

Actual 2026	ITD	Projected 2026	2027	2028	2029	2030	2031	2032	EAC
-------------	-----	----------------	------	------	------	------	------	------	-----

\$29	\$79	\$1,340	\$0	\$0	\$0	\$0	\$0	\$22	-\$888
-3%		-151%	0%	0%	0%	0%	0%	-2%	

Order Details

Project Name	Primary Purpose	Secondary Purpose	Transmission Voltage Level	Substation Voltage Level	Planning Order	MWC	In Service Date	Inception to Date	Estimated at Completion
RIO BRAVO TAP 115 KV - POLES REPL	WRO	Facility Relocation	115	N/A	5538680	82	4/24/2026	\$ 3	\$ (316)
LINCOLN PLEASANT GROVE 10453: POLES REPL	WRO	Facility Relocation	115	N/A	5535360	82	4/24/2026	\$ 76	\$ (572)

Project Description

Relocate and replace one fiberglass pole and one TSP on the Lincoln-Pleasant Grove 115kV line, four wood t-line poles on the Rio Bravo Tap 115 kV line, and relocate and upgrade three switches.

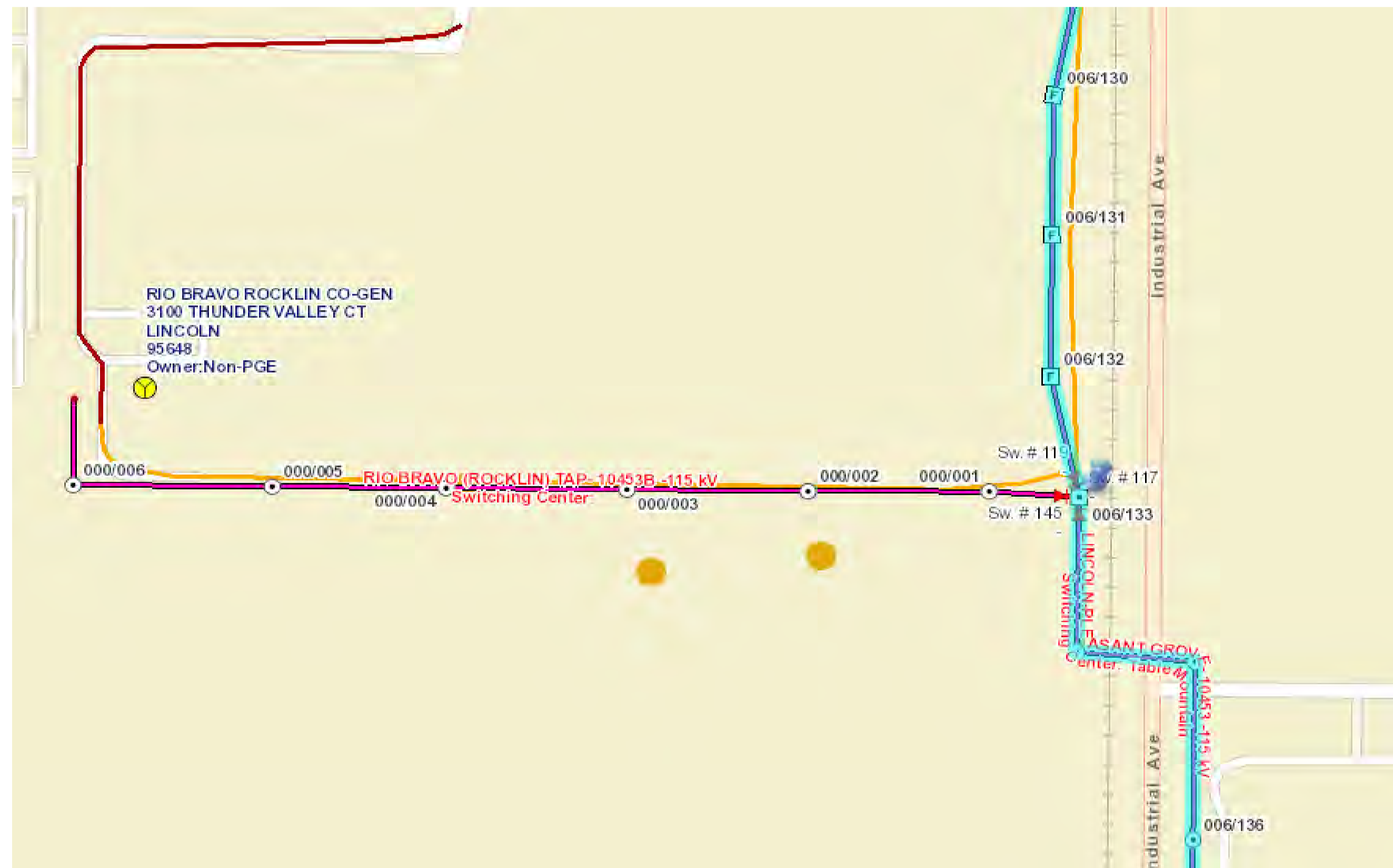
Entity Initiating Project: Third Party
Distribution Components: Underbuild

Project Need

The County of Placer is proposing the Placer Parkway project in Placer County which will construct a new transportation facility connecting State Route (SR) 65 to SR 99. The alignment of the new transportation facility is in conflict with the height of the existing fiberglass pole 006/132 and Tubular Steel Pole 006/133 on the Lincoln-Pleasant Grove 115 kV Line. To mitigate this conflict, this project proposes to replace Poles 006/132 and 006/133 with Tubular Steel Poles, approximately 10' from the existing location.

Project & Permitting Status Updates

Construction Start: 04/17/26
CPUC Date Filed: 11/26/25



*Note: All dollar figures represented in the 000s

T.0000434 - KINGSBURG CORCORAN 1 AND 2 115KV NERC

Project Details

County	Kings
Year of BC Approval	2018
CAISO Year	NA
CPUC Filing Type	NOC: AL 7769-E
CPUC Status	Approved
CPUC Status Year	2025
Total Actuals to Date	\$ 15,159
Current Projected Cost	\$ 70,047
In Service Date	12/31/2027
Project Status	Engineering
Original In-Service Date	3/31/2022
Reason for Change in ISD	Prioritization

Actual 2026	ITD	Projected 2026	2027	2028	2029	2030	2031	2032	EAC
\$345	\$15,159	\$33,499	\$4	\$0	\$0	\$0	\$0	-\$17	\$70,047
0%		48%	0%	0%	0%	0%	0%	0%	

Order Details

Project Name	Primary Purpose	Secondary Purpose	Transmission Voltage Level	Substation Voltage Level	Planning Order	MWC	In Service Date	Inception to Date	Estimated at Completion
KINGSBURG CORCORAN 1 AND 2 115KV NERC	Asset Condition	NERC Compliance - GO 95	115	NA	5767509	93	12/31/2027	\$ 15,159	\$ 70,047

Project Description

Reconductor 26.1 miles on the Kingsburg-Corcoran #1 circuit and 27.1 miles on the Kingsburg-Corcoran #2 circuit, replace 157 LSPs with 130 new design LSPs and 27 new Tubular Steel Poles (TSPs)

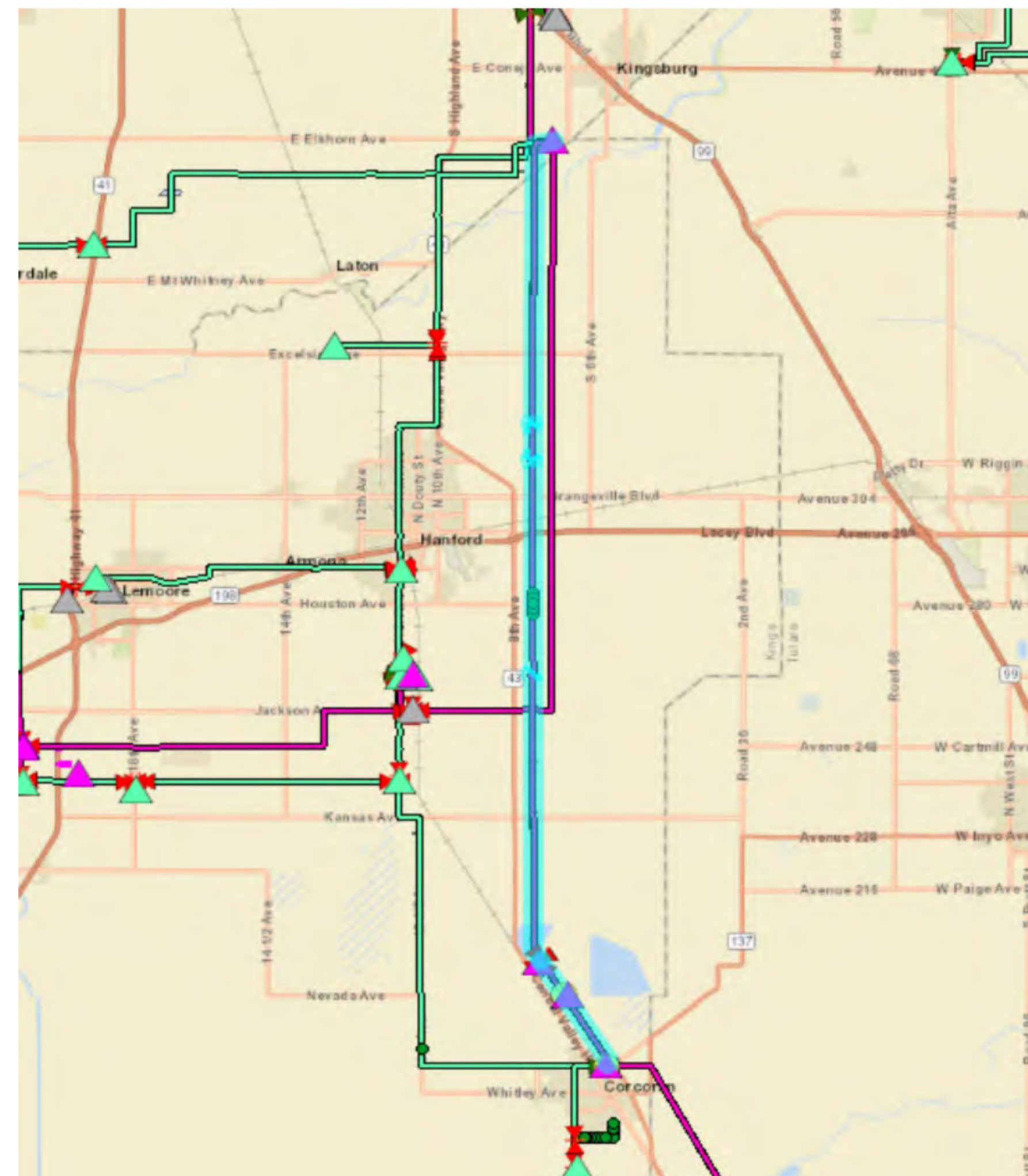
Entity Initiating Project: PG&E
Distribution Components: N/A

Project Need

The Kingsburg-Corcoran #1 & #2 115kV circuits were analyzed as part of the 2011 Priority 1 NERC Assessment. The analysis consisted of LiDAR surveying and PLS CADD modeling to identify non-compliant spans. The completed analysis identified 153 of the 199 spans (77%) with clearance issues on the Kingsburg-Corcoran #1 and 139 of the 200 spans (70%) with clearance issues on the Kingsburg-Corcoran #2 electric transmission lines. The Kingsburg-Corcoran #1 and #2 115kV NERC project will address the above discrepancies and return the line back to compliance.

Project & Permitting Status Updates

Construction Start: 11/01/26
CPUC Date Filed: 12/02/25



*Note: All dollar figures represented in the 000s



T.0008749 - Weber-Mormon Jct Reconductor

Project Details

County	San Joaquin
Year of BC Approval	2025
CAISO Year	2022
CPUC Filing Type	NOC: AL 7813-E
CPUC Status	Approved
CPUC Status Year	2026
Total Actuals to Date	\$ 1,149
Current Projected Cost	\$ 11,818
In Service Date	3/31/2027
Project Status	Engineering
Original In-Service Date	5/1/2027
Reason for Change in ISD	NA

Actual 2026	ITD	Projected 2026	2027	2028	2029	2030	2031	2032	EAC
\$74	\$1,149	\$6,415	\$6	\$0	\$0	\$0	\$0	\$18	\$11,818
1%		54%	0%	0%	0%	0%	0%	0%	

Order Details

Project Name	Primary Purpose	Secondary Purpose	Transmission Voltage Level	Substation Voltage Level	Planning Order	MWC	In Service Date	Inception to Date	Estimated at Completion
WEBER-MORMON JCT RECONDUCTOR	Reliability	Line Reconductoring	60	NA	5803222	60	3/31/2027	\$ 1,126	\$ 11,767
MORMON: TERMINAL UPGRADES	Reliability	Line Termination	NA	60 kV	5563496	61	3/31/2027	\$ 23	\$ 52

Project Description

Project scope:
 Rebuild 6.2 circuit miles between Weber (000/004) and Mormon (006/103) of the Weber - Mormon Jct. 60 kV Line and conductor with a larger conductor to achieve at least 742 Amps of summer interior emergency rating. New poles will be sized to accommodate future distribution under build conductor.
 Upgrade substation terminal equipment to achieve full conductor capacity, if needed.

Entity Initiating Project: CAISO
 Distribution Components: Underbuild

Project Need

The project will increase operating flexibility, load serving capability, customer reliability, eliminate normal overloads and improve asset health



Project & Permitting Status Updates

Construction Start: 10/19/26
 CPUC Date Filed: 01/15/26



*Note: All dollar figures represented in the 000s

T.0004279 - Salinas-Laureles 60kV:RELO:S_Davis_Rd

Project Details

County	Monterey	
Year of BC Approval	2020	
CAISO Year	NA	
CPUC Filing Type	NOC: AL 7841-E	
CPUC Status	Approved	
CPUC Status Year	2026	
Total Actuals to Date	\$	304
Current Projected Cost	\$	806
In Service Date	11/19/2026	
Project Status	Engineering	
Original In-Service Date	11/3/2020	
Reason for Change in ISD	Customer Action	

Actual 2026	ITD	Projected 2026	2027	2028	2029	2030	2031	2032	EAC
-------------	-----	----------------	------	------	------	------	------	------	-----

\$19	\$304	\$2,617	\$0	\$0	\$0	\$0	\$0	\$0	\$806
2%		325%	0%	0%	0%	0%	0%	-1%	

Order Details

Project Name	Primary Purpose	Secondary Purpose	Transmission Voltage Level	Substation Voltage Level	Planning Order	MWC	In Service Date	Inception to Date	Estimated at Completion
SALINAS-LAURELES 60KV RELO DAVIS RD	WRO	Facility Relocation	60	NA	5531823	82	11/19/2026	\$ 304	\$ 806

Project Description

This project will replace 27 transmission poles and install 2 new transmission poles, with distribution underbuild, between structures 002/060 to 003/096.

An additional 12 distribution poles will be replaced and 5 new distribution poles will be installed as part of the construction project, since the alignment of the distribution poles is affected by the transmission relocation. Additionally, an existing PG&E Cabinet located by Pole 002/060 will be removed, and 3 guy stubs will be relocated.

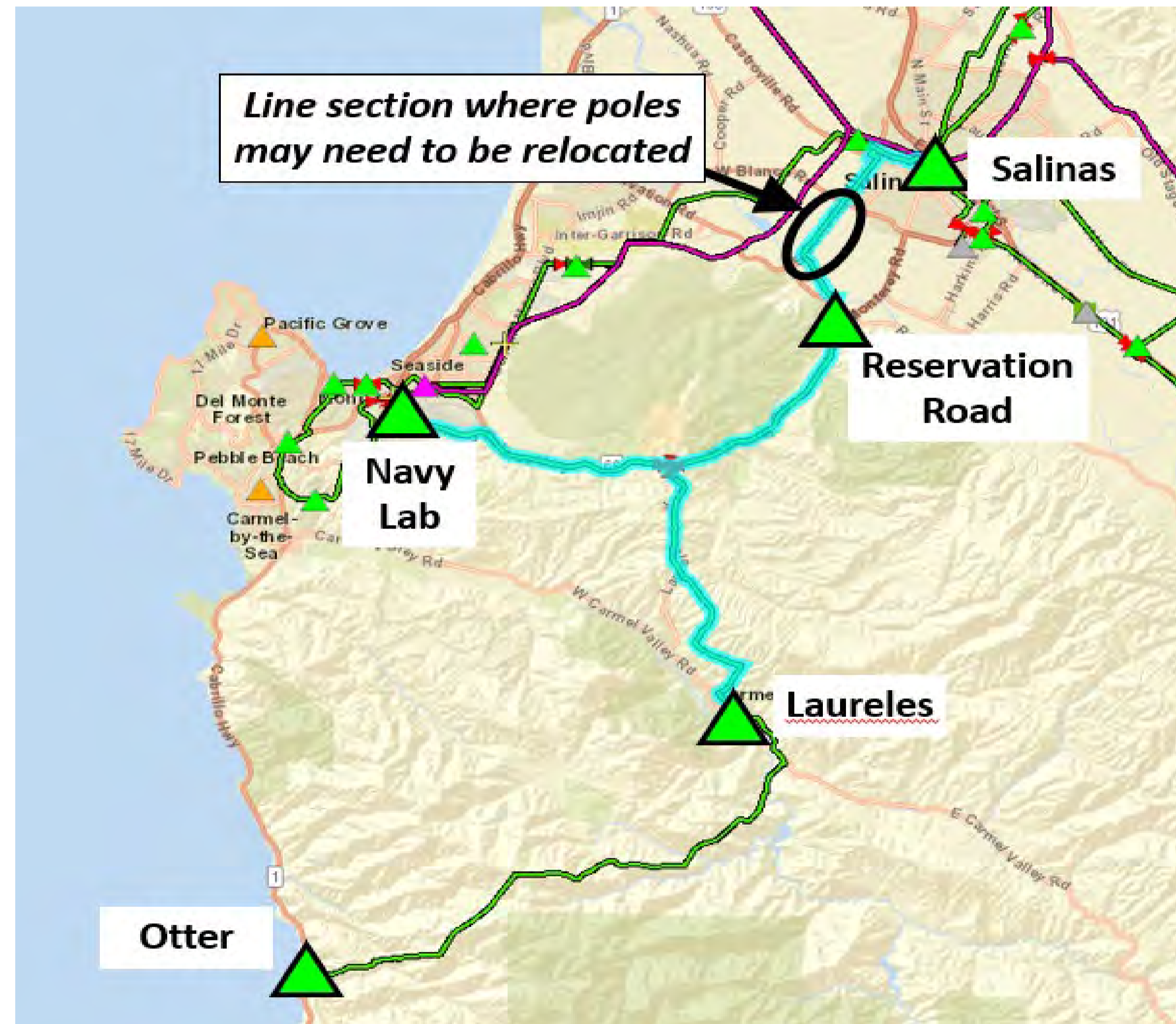
Entity Initiating Project: Third Party
Distribution Components: Underbuild

Project Need

Monterey County is requesting that PG&E relocate transmission poles on the Salinas-Laureles 60 kV Line in Monterey County to accommodate their planned construction project to widen Davis Road and reconstruct the existing bridge over the Salinas River.

Project & Permitting Status Updates

Construction Start: 08/24/26
CPUC Date Filed: 02/17/26



*Note: All dollar figures represented in the 000s

T.0000007 - Vaca Dixon Area Reinforcement Project (Plainfield)

Project Details

County	Solano
Year of BC Approval	2024
CAISO Year	2011
CPUC Filing Type	NOC: AL 7542-E PTC: A.24-06-008
CPUC Status	Approved
CPUC Status Year	2025 2025
Total Actuals to Date	\$ 11,085
Current Projected Cost	\$ 43,026
In Service Date	6/30/2028
Project Status	Construction
Original In-Service Date	12/1/2023
Reason for Change in ISD	Prioritization

Actual 2026	ITD	Projected 2026	2027	2028	2029	2030	2031	2032	EAC
\$335	\$11,085	\$16,568	\$3,972	\$768	\$0	\$0	\$0	\$84	\$43,026
1%		39%	9%	2%	0%	0%	0%	0%	

Order Details

Project Name	Primary Purpose	Secondary Purpose	Transmission Voltage Level	Substation Voltage Level	Planning Order	MWC	In Service Date	Inception to Date	Estimated at Completion
PLAINFIELD SUB - RELOCATE TSPS	Reliability	System Design Upgrade	60	NA	5785807	60	4/14/2027	\$ 1,057	\$ 5,426
PLAINFIELD: INSTALL TWO CAP BANKS	Reliability	Voltage Support	NA	60 kV	5766696	61	6/30/2028	\$ 5,278	\$ 32,394
RERATE WOODLAND - DAVIS T-LINE	Reliability	Line Reconductoring	115	NA	5766694	60	11/13/2025	\$ 4,607	\$ 4,688
WOODLAND: 115KV LINE TERMINAL UPDATE	Reliability	Line Termination	NA	115 kV	5560779	61	11/13/2025	\$ 67	\$ 103
DAVIS: 115KV LINE TERMINAL UPDATE	Reliability	Line Termination	NA	115 kV	5560573	61	11/13/2025	\$ 43	\$ 82
PLAINFIELD: ACQUIRE LAND	Reliability	New Substation	NA	NA	5554308	61	3/2/2026	\$ 33	\$ 333

Project Description

This project will mitigate overloads and voltage criteria violations in the 115kV and 60kV transmission systems among Vaca Dixon, Davis, Rio Oso and Brighton Substations. The project will include the following work:
 Install two 5.0 MVAR capacitor banks at Plainfield Substation.
 Replace the limiting elements on the 60kV equipment at Dixon Substation.
 Re-rate the Woodland - Davis 115kV Line and the Rio Oso - West Sac 115kV Line.

Entity Initiating Project: CAISO
 Distribution Components: N/A

Project Need

The California ISO's 2018-2019 Transmission Planning Process (TPP) has identified the need for the Vaca - Dixon Area Reinforcement Project. This project will mitigate overloads and voltage criteria violations in the 115kV and 60kV transmission systems among Vaca Dixon, Davis, Rio Oso and Brighton Substations.

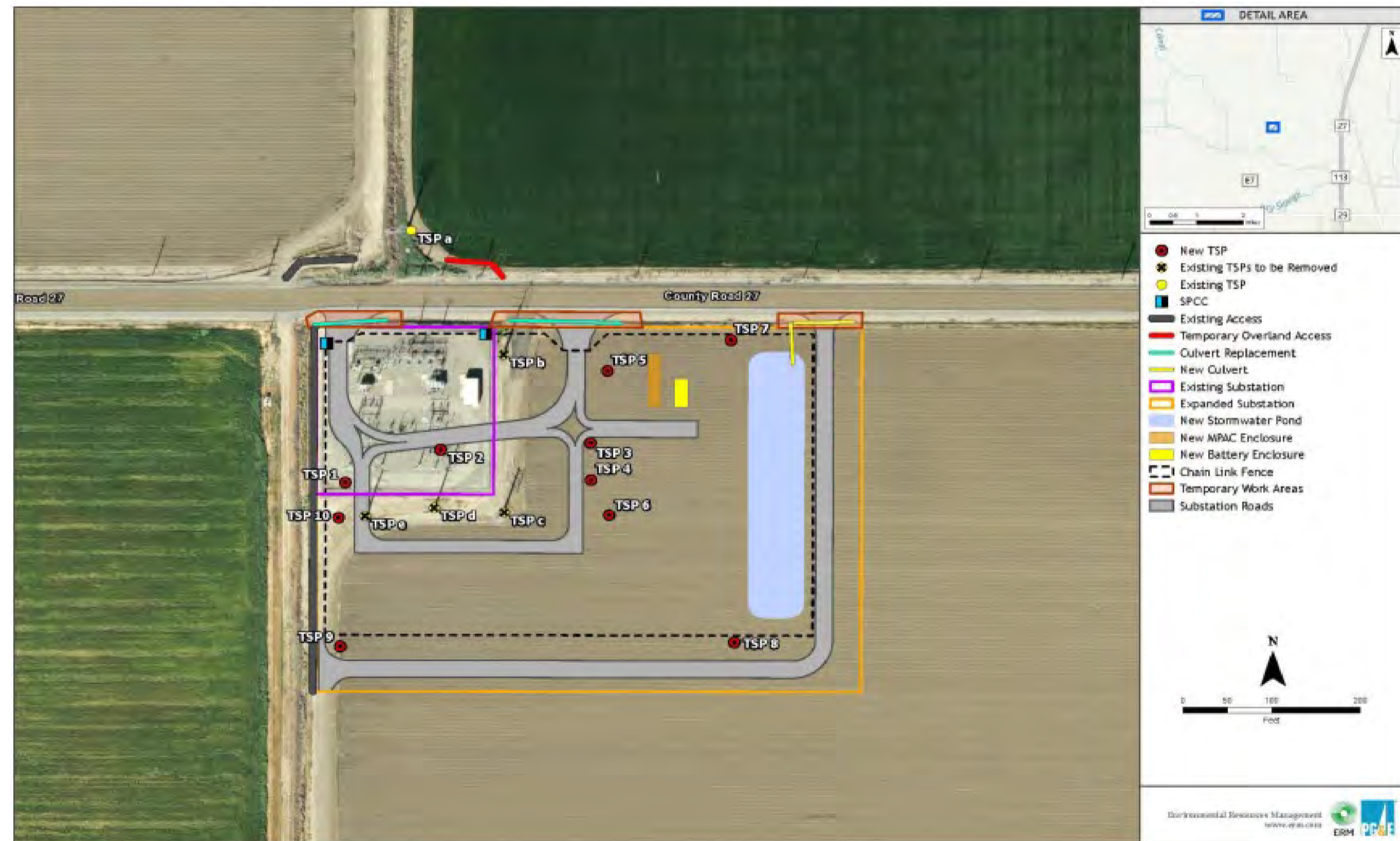
Project & Permitting Status Updates

Construction Start: 09/26/25

CPUC Date Filed: 3/12/2025 | 6/28/2024

PO 5766696 (Plainfield) – PTC filed 6/28/24. Final CPUC IS/MND issued 7/8/25. PTC Approved 11/20/25. PG&E is showing compliance with the MMCRP preconstruction measures. CPUC has granted the NTP on 2/10/26. PG&E has been significantly delayed in purchasing the property which is holding up construction.

PO 5766694 (Woodland-Davis) – NOC filed 3/12/25, effective 4/18/25



*Note: All dollar figures represented in the 000s



T.0007979 - Q1557 Noosa 115 T-L DNU

Project Details

County	San Joaquin
Year of BC Approval	2025
CAISO Year	2021
CPUC Filing Type	NOC: AL 7787-E (5799800) NOC (5799799) NOC (5799798)
CPUC Status	Approved TBD TBD
CPUC Status Year	2026
Total Actuals to Date	\$ 7,868
Current Projected Cost	\$ 100,670
In Service Date	2/15/2029
Project Status	Engineering
Original In-Service Date	1/10/2025
Reason for Change in ISD	Prioritization

Actual 2026	ITD	Projected 2026	2027	2028	2029	2030	2031	2032	EAC
\$424	\$7,868	\$40,182	\$31,681	\$670	\$0	\$0	\$0	\$85	\$100,670
0%		40%	31%	1%	0%	0%	0%	0%	

Order Details

Project Name	Primary Purpose	Secondary Purpose	Transmission Voltage Level	Substation Voltage Level	Planning Order	MWC	In Service Date	Inception to Date	Estimated at Completion
Q1557 RIPON-MANTECA 115KV DEAD END	WRO	Generation Interconnection	NA	115 kV	5812826	82	7/15/2027	\$ 37	\$ 577
Q1557 NOOSA BLLT-RVRBK-MLNS 115 T-L DNU	WRO	Generation Interconnection	115	NA	5799800	82	1/28/2027	\$ 4,391	\$ 27,592
Q1557 NOOSA STNSL-MLNS 115 T-L DNU	WRO	Generation Interconnection	115	NA	5799799	82	2/15/2029	\$ 1,823	\$ 46,625
Q1557 NOOSA RPN-MNTC 115 T-L DNU	WRO	Generation Interconnection	115	NA	5799798	82	4/21/2027	\$ 1,598	\$ 25,289
STANISLAUS-MANTECA CORRIDOR #1 COND RPL	Asset Condition	Replace Conductor	115	NA	5784381	93	9/30/2026	\$ 19	\$ 587

Project Description

The project scope of work includes the following:

- Reconductor 2.43 miles of the Ripon-Manteca 115kV Line between Manteca Substation and structure Ripon-Manteca 051/323B
- Reconductor 2.43 circuit miles on the Stanislaus-Manteca #2 115kV Line between Manteca Substation and structure Ripon-Manteca 051/323A
 - Reconductor 12.67 miles of the Stanislaus-Melones Sw Sta Manteca #1 115kV Line between structures Stanislaus-Melones Sw Sta-Manteca #1 030/195 and 043/277
 - Reconductor 17 miles of the Bellota-Riverbank-Melones Sw Sta 115kV Line between structures Bellota-Riverbank-Melones Sw Sta 012/005 and 007/006 with 477

Entity Initiating Project: Third Party
Distribution Components: N/A

Project Need

The project proposes to reconductor 45 miles of 115kV Line upgrades with a higher capacity conductor and is a Local Delivery Network Upgrade (LDNU) project tied to the Q1557 electric generation interconnection project.

Project & Permitting Status Updates

Construction Start: 04/01/26

CPUC Date Filed:

12/17/25 | TBD | TBD

NOC: AL 7787-E: Bellota-Riverbank-Melones (Construction Start 4/1/26)

NOC: Ripon-Manteca (Construction Start 3/1/27)

NOC: Stanislaus-Melones (Construction Start 2/18/28)



*Note: All dollar figures represented in the 000s



T.0010903 - L0015 Rue Ferrari Large Load

Project Details

County	Santa Clara
Year of BC Approval	TBD
CAISO Year	NA
CPUC Filing Type	NOC: AL 7847-E (5815152) NOC (5814132)
CPUC Status	Filed & Under Review TBD
CPUC Status Year	TBD
Total Actuals to Date	\$ 2,006
Current Projected Cost	\$ 199,430
In Service Date	3/1/2030
Project Status	Engineering
Original In-Service Date	NA
Reason for Change in ISD	NA

Project Description

This project proposes to install new 115kV BAAH GIS switching station with four (4) bays and the existing Swift-Metcalf 115kV line and Piercy-Metcalf 115kV lines will be looped through the new switching station.

Entity Initiating Project: Third Party
Distribution Components: NA

Project Need

The Interconnection Customer ("IC"), has signed Preliminary Engineering Study (PES) with Pacific Gas and Electric Company (PG&E) for LC24-13 ("Project") to interconnect a data center load to PG&E's Transmission system.

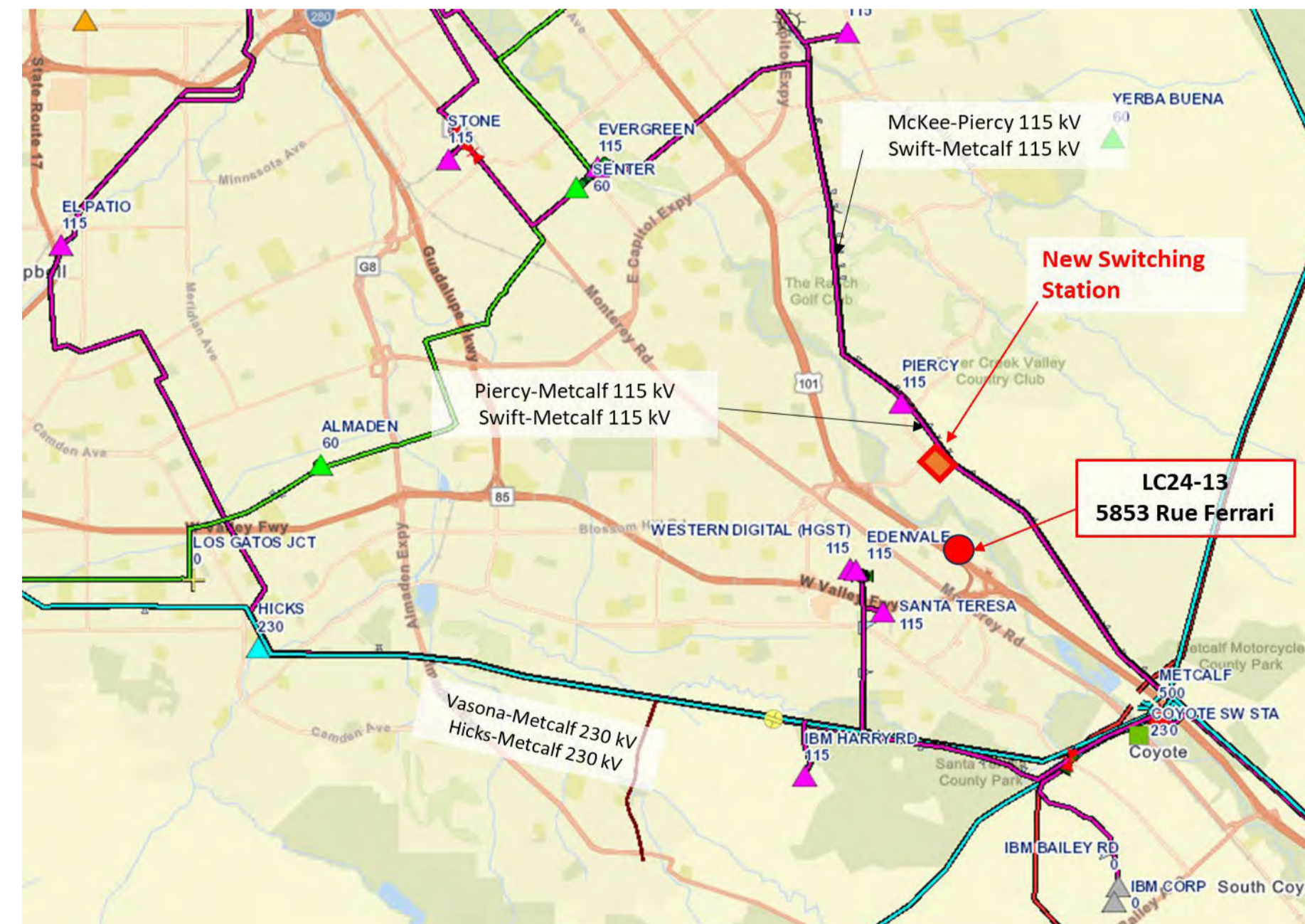
Project & Permitting Status Updates

Construction Start: 06/01/26
CPUC Date Filed:
2/26/2026 (5815152)
Expected 2027 Q1
(5814132)

Actual 2026	ITD	Projected 2026	2027	2028	2029	2030	2031	2032	EAC
\$318	\$2,006	\$23,636	\$28,479	\$86,743	\$8,434	\$429	\$0	\$212	\$199,430
0%		12%	14%	43%	4%	0%	0%	0%	

Order Details

Project Name	Primary Purpose	Secondary Purpose	Transmission Voltage Level	Substation Voltage Level	Planning Order	MWC	In Service Date	Inception to Date	Estimated at Completion
L0015_RUE FERRARI CUST SUB PERM	WRO	Load Interconnection	NA	115 kV	5816399	82	8/8/2029	\$ 20	\$ 308
L0015_RUE FERRARI TELECOM TEMP	WRO	Load Interconnection	115	N/A	5816398	82	N/A	\$ 67	\$ 67
L0015 RUE FERRARI T-LINE TEMP SERVICE	WRO	Load Interconnection	115	N/A	5815152	82	8/7/2026	\$ 270	\$ 22
L0016 SILVER CREEK T-LINE TEMP SERVICE	WRO	Load Interconnection	115	N/A	5815151	82	8/21/2028	\$ 8	\$ 8
L0015 EVERGREEN REMOTE END TEMP	WRO	Load Interconnection	NA	115 kV	5814794	82	9/28/2026	\$ 37	\$ (0)
L0015 METCALF REMOTE END TEMP	WRO	Load Interconnection	NA	115 kV	5814793	82	9/28/2026	\$ 34	\$ (0)
74065333_L0015 METCALF REMOTE END	WRO	Load Interconnection	NA	115 kV	5814471	82	3/1/2030	\$ 28	\$ 1,501
74065334_L0015 EVERGREEN REMOTE END	WRO	Load Interconnection	NA	115 kV	5814470	82	3/1/2030	\$ 33	\$ 1,579
L0015_16 HELLYER NEW SW STA (Refund)	WRO	Load Interconnection	NA	115 kV	5814133	82	2/12/2030	\$ 471	\$ 101,906
74064643_L0015 RUE FERRARI T-LINE	WRO	Load Interconnection	115	N/A	5814132	82	3/2/2029	\$ 586	\$ 39,439
74064644_L0015 RUE FERRARI CUST SUB TEMP	WRO	Load Interconnection	NA	115 kV	5814131	82	9/28/2026	\$ 245	\$ (7)
74064646_L0016 SILVER CREEK T-LINE	WRO	Load Interconnection	115	N/A	5814128	82	3/1/2030	\$ 92	\$ 36,847
L0016 SILVER CREEK CUST SUB MAIN	WRO	Load Interconnection	NA	115 kV	5814127	82	12/31/2029	\$ 52	\$ 907
L0015_16 HELLYER LAND ACQUIS	WRO	Load Interconnection	NA	NA	5561439	82	10/19/2026	\$ 64	\$ 16,853



*Note: All dollar figures represented in the 000s

T.0000349 - Moraga-Oakland #1-#4 Rebuild

Project Details

County	Contra Costa
Year of BC Approval	2020
CAISO Year	NA
CPUC Filing Type	PTC: A. 24-11-005
CPUC Status	Filed & Under Review
CPUC Status Year	TBD
Total Actuals to Date	\$ 23,313
Current Projected Cost	\$ 275,366
In Service Date	12/24/2030
Project Status	Engineering
Original In-Service Date	7/31/2025
Reason for Change in ISD	Prioritization

Actual 2026	ITD	Projected 2026	2027	2028	2029	2030	2031	2032	EAC
\$281	\$23,313	\$2,841	\$6,191	\$96,248	\$115,281	\$27,430	\$895	\$9	\$275,366
0%		1%	2%	35%	42%	10%	0%	0%	

Order Details

Project Name	Primary Purpose	Secondary Purpose	Transmission Voltage Level	Substation Voltage Level	Planning Order	MWC	In Service Date	Inception to Date	Estimated at Completion
MORAGA-OAKLAND X 115KV #3&4 RECOND	Asset Condition	Replace Conductor	115	NA	5793948	93	12/24/2030	\$ 8,150	\$ 116,815
MORAGA-OAKLAND X 115KV #1&2 RECOND	Asset Condition	Replace Conductor	115	NA	5793947	93	12/24/2030	\$ 12,255	\$ 128,531
MORAGA SUB: 115KV TERMINAL UPGRADES	Reliability	Substation Reliability	NA	115 kV	5789522	61	12/24/2030	\$ 328	\$ 13,247
OAKLAND X SUB: 115KV BUS UPGRADE	Reliability	Substation Reliability	NA	115 kV	5789521	61	12/24/2030	\$ 536	\$ 14,265
MORAGA-OAKLAND X 115KV LINES 1-4 LAND	Asset Condition	Replace Conductor	115	NA	5551684	93	12/24/2030	\$ 2,044	\$ 2,508

Project Description

The project proposes to replace the structures, conductors, and hardware in the same overhead alignment between Moraga Substation and California State Highway 13 and also to relocate the line sections between Highway 13, and Oakland X underground (UG) within city streets. By replacing the aging facilities PG&E can improve wildfire safety and public safety and increase path capacity into the Oakland area. The project scope of work includes:

- Removal of 78 existing lattice steel transmission towers
- Removal of approximately 20 circuit miles of conductor
- Installation of approximately 60 new lattice steel transmission towers
- Installation of approximately 11 miles of ACCR conductor
- Installation of three 115kV underground duct banks with 115kV transmission cables totaling approximately six miles
- Installation of new 115kV circuit breakers and air switches at Moraga Substation
- Upgrade the 115kV bus at Oakland X Substation to complement the higher capacity ACCRconductor

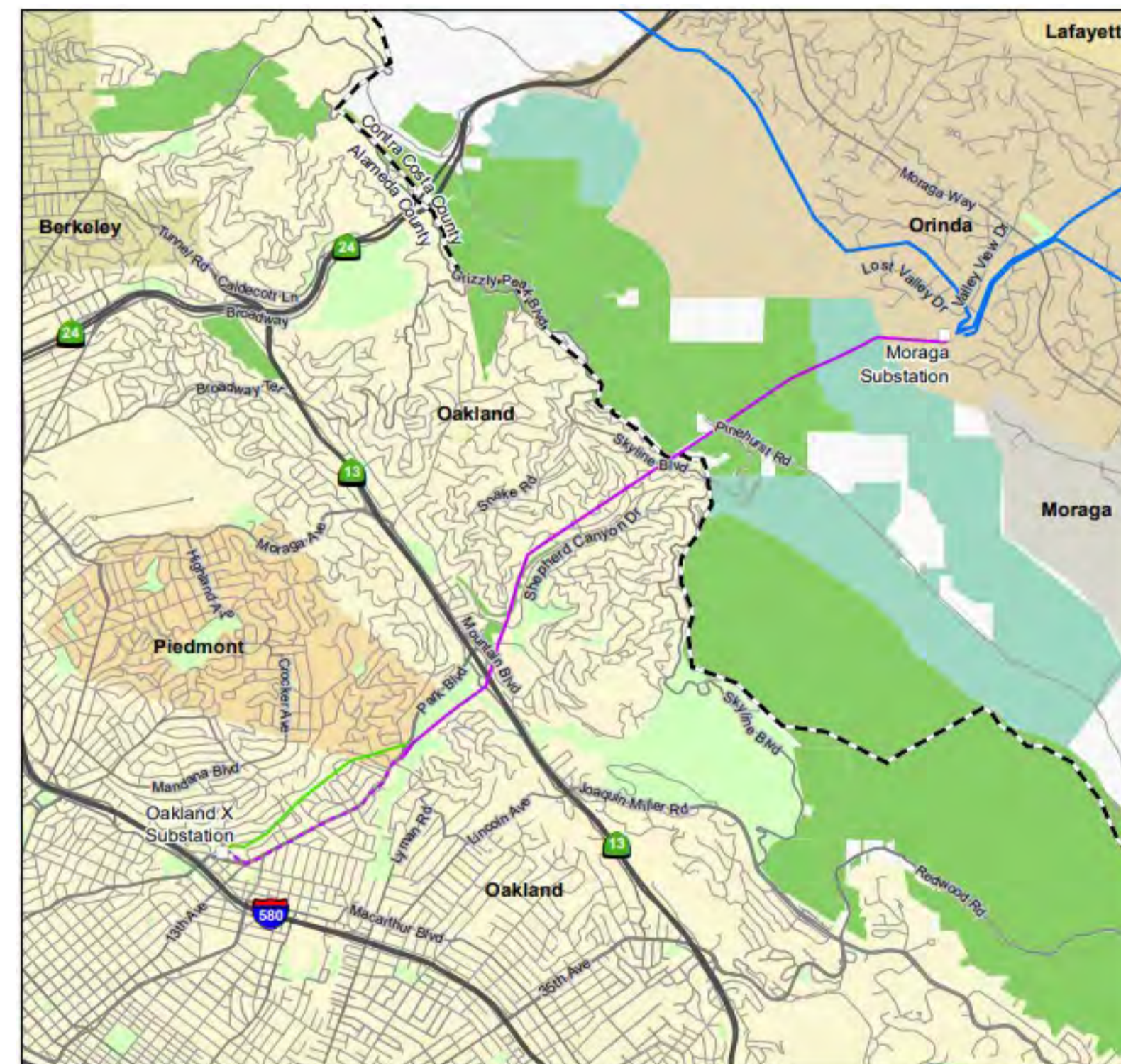
Entity Initiating Project: PG&E
Distribution Components: N/A

Project Need

By replacing the aging facilities PG&E can improve wildfire safety and public safety and increase path capacity into the Oakland area.

Project & Permitting Status Updates

Construction Start: 04/27/29
CPUC Date Filed: 11/15/24



*Note: All dollar figures represented in the 000s



T.0009641 - Cortina #1 60 kV Line Reconductoring

Project Details

County	Colusa
Year of BC Approval	TBD
CAISO Year	2024
CPUC Filing Type	NOC: AL 7836-E
CPUC Status	Filed & Under Review
CPUC Status Year	TBD
Total Actuals to Date	\$ 1,595
Current Projected Cost	\$ 39,650
In Service Date	1/27/2028
Project Status	Engineering
Original In-Service Date	6/1/2028
Reason for Change in ISD	NA

Actual 2026	ITD	Projected 2026	2027	2028	2029	2030	2031	2032	EAC
\$154	\$1,595	\$11,729	\$8,827	\$0	\$0	\$0	\$0	\$21	\$39,650
0%		30%	22%	0%	0%	0%	0%	0%	

Order Details

Project Name	Primary Purpose	Secondary Purpose	Transmission Voltage Level	Substation Voltage Level	Planning Order	MWC	In Service Date	Inception to Date	Estimated at Completion
ARBUCKLE SUB TERMINAL UPGRADES	Reliability	Line Termination	NA	60 kV	5811850	61	3/4/2027	\$ 79	\$ 627
CORTINA #1 SUB TERMINAL UPGRADES	Reliability	Line Termination	NA	60 kV	5811724	61	1/14/2027	\$ 150	\$ 973
CORTINA 1 RECOND ARBUCKLE TO DUNNIGAN	Reliability	Line Reconductoring	60	NA	5811325	60	1/27/2028	\$ 476	\$ 22,695
CORTINA #1 RECOND CORTINA TO ARBUCKLE	Reliability	Line Reconductoring	60	NA	5807521	60	2/11/2027	\$ 890	\$ 15,354

Project Description

The project scope of work includes: Reconductor approximately 26.2 miles of the Cortina #1 60 kV Line between Cortina Substation and Dunnigan Substation with a conductor able to achieve at least 818 Amps of summer interior normal rating. Existing distribution underbuild will be relocated to new transmission structures. Removal of the idle Drake Substation tap and Switch 25. Upgrade substation terminal equipment to achieve full conductor capacity.

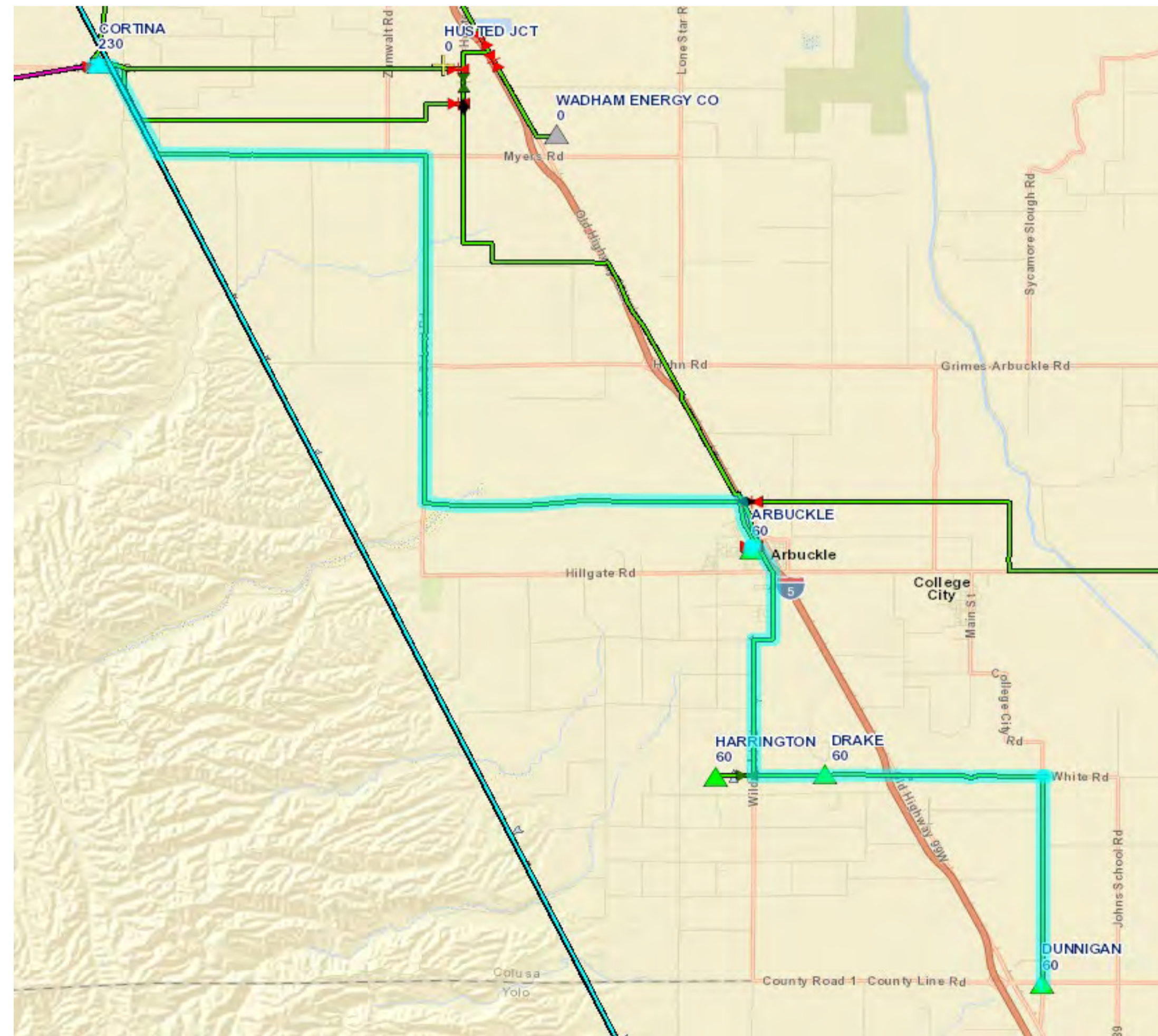
Entity Initiating Project: CAISO
Distribution Components: Underbuild

Project Need

The Cortina #1 60 kV transmission line, located in Colusa County, is approximately 26.2 miles long and supported by 447 structures. The Arbuckle, Harrington and Dunnigan 60 kV substations are radially served by the Cortina #1 60 kV line with the Cortina #2 60 kV line serving as an alternate source with normally open switches. This project will help facilitate the delivery of an additional 10 MW to serve increased load in the Cortina area due to the addition of Tesla charging banks.

Project & Permitting Status Updates

Construction Start: 10/15/26
CPUC Date Filed: 02/11/26



*Note: All dollar figures represented in the 000s



T.0007731 - Q1596 Buttonbush

Project Details

County	Kern
Year of BC Approval	2023
CAISO Year	2021
CPUC Filing Type	NOC
CPUC Status	TBD
CPUC Status Year	TBD
Total Actuals to Date	\$ 13,703
Current Projected Cost	\$ 27,216
In Service Date	12/24/2027
Project Status	Construction
Original In-Service Date	5/1/2025
Reason for Change in ISD	Prioritization

Project Description

The project will interconnect an 800 MW generation (Gen) facility to a new bay with two 500kV CBs to the Midway Substation 500kV BAAH configuration, which will serve as the POI for the Buttonbush Solar Hybrid Energy Center. Extending the bay and installing the terminal equipment will require expansion of the northwest side security wall at Midway Substation along with upgrades at Gates Substation.

Entity Initiating Project: Third Party
Distribution Components: N/A

Project Need

The Interconnection Customer (IC), plans to construct the Q1596 Buttonbush Solar Hybrid Energy Center project, which is comprised of photovoltaic solar panels, 404 SMA Inverters, each rated at 2.25 Megavolt Ampere (MVA), with a maximum gross output of 816.8 MW. Auxiliary load of 0.5 MW and estimated losses of 16.3 MW, results in a net output of 800.0 MW to the California Independent System Operator (CAISO) Controlled Grid.

Project & Permitting Status Updates

Construction Start: 06/03/25
CPUC Date Filed: Expected 2026 Q2

Actual 2026	ITD	Projected 2026	2027	2028	2029	2030	2031	2032	EAC
\$271	\$13,703	\$11,968	\$302	\$1,100	\$1,800	\$0	\$0	\$42	\$27,216
1%		44%	1%	4%	7%	0%	0%	0%	

Order Details

Project Name	Primary Purpose	Secondary Purpose	Transmission Voltage Level	Substation Voltage Level	Planning Order	MWC	In Service Date	Inception to Date	Estimated at Completion
Q1596 T-LINE "LINE RAISE" (DA)	WRO	Generation Interconnection	230	NA	5817620	82	1/0/1900	\$ 5	\$ 4,428
Q1596 BUTTONBUSH SLR MDWY SUB RNU	WRO	Generation Interconnection	NA	230 kV	5799285	82	4/6/2027	\$ 13,358	\$ 23,154
Q1596 BUTTONBUSH SLR TLINE DA	WRO	Generation Interconnection	230	NA	5799284	82	12/24/2027	\$ 20	\$ (1,173)
Q1596 BUTTONBUSH SLR GEN SITE DA	WRO	Generation Interconnection	NA	230 kV	5799283	82	1/11/2027	\$ 16	\$ 73
Q1596 BUTTONBUSH SLR MDWY SUB DA	WRO	Generation Interconnection	NA	230 kV	5799282	82	6/11/2027	\$ 22	\$ 12
Q1596 BUTTONBUSH SLR DIABLO	WRO	Generation Interconnection	NA	230 kV	5553765	82	6/16/2027	\$ 282	\$ 721
Q1596 BUTTONBUSH SLR METER DA	WRO	Generation Interconnection	NA	230 kV	5547703	82	10/30/2026	\$ -	\$ (0)



*Note: All dollar figures represented in the 000s



T.0009607 - Tulucay-Napa 60kV Line Reconductoring

Project Details

County	Napa
Year of BC Approval	TBD
CAISO Year	2023
CPUC Filing Type	NOC
CPUC Status	TBD
CPUC Status Year	TBD
Total Actuals to Date	\$ 739
Current Projected Cost	\$ 5,880
In Service Date	12/14/2026
Project Status	Engineering
Original In-Service Date	12/31/2028
Reason for Change in ISD	NA

Project Description

Reconductor approximately 1.38 miles of the Tulucay-Napa #2 60 kV Line from Tulucay to Basalt with a conductor able to achieve at least 1350 Amps of summer emergency rating. The use of Aluminum conductor composite reinforced (ACCR) will be investigated to minimize unnecessary structure replacement.

Entity Initiating Project: CAISO
Distribution Components: NA

Project Need

The Tulucay-Napa 60 kV line is around 3.9 miles long with 65 structures in Napa county. The 2022 planning analysis concluded that during summer peak conditions, the Tulucay – Napa No.2 60 kV Line could overload by 7.0 % in 2032 following an outage of the Tulucay – Napa No. 1 60 kV Line. This line is projected to experience overloading as high as 35.9% for P1 (loss of one transmission component) category outage, with overloads occurring in 2024 and beyond.

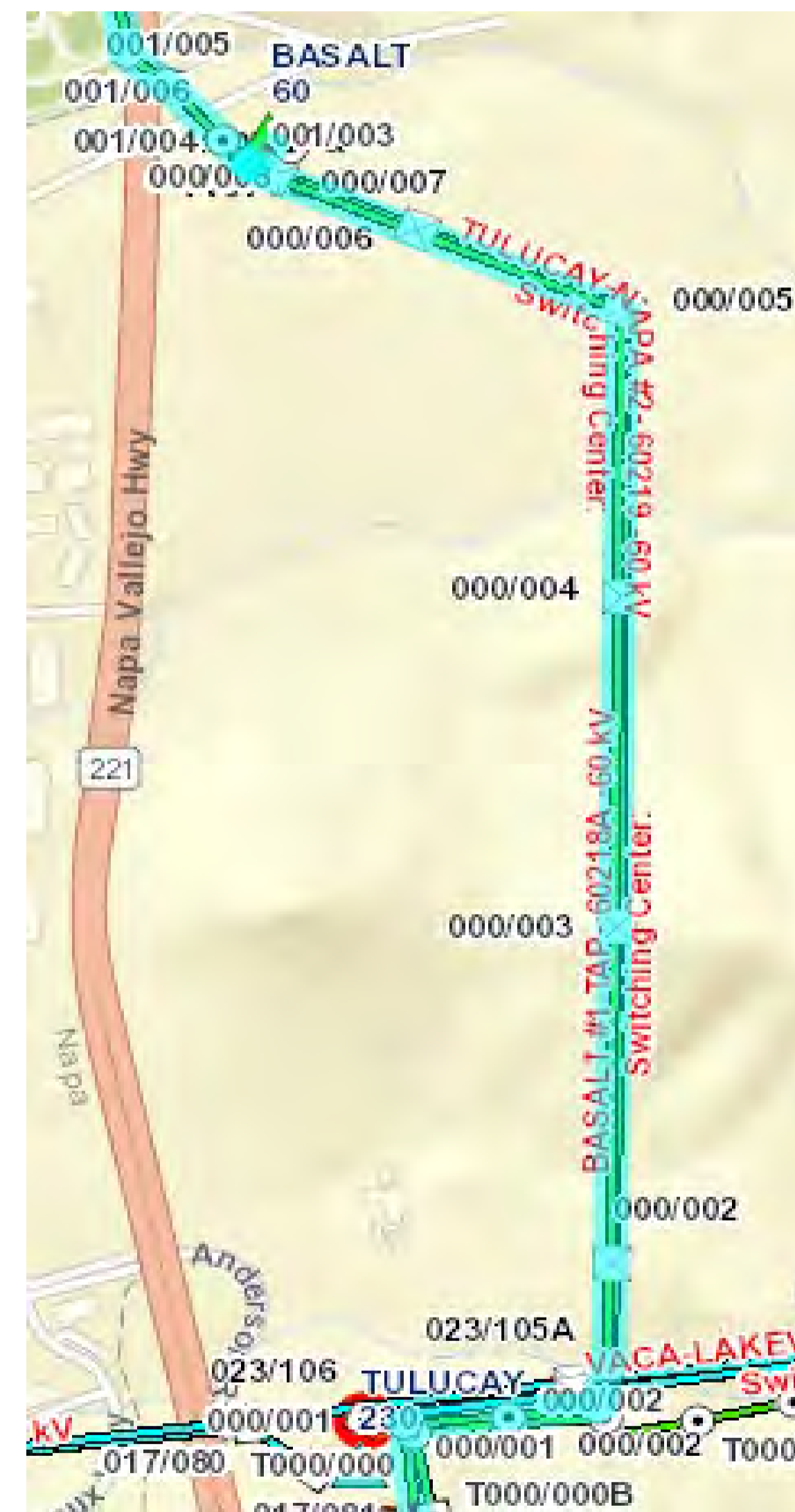
Project & Permitting Status Updates

Construction Start: 10/14/26
CPUC Date Filed: Expected 2026 Q2

Actual 2026	ITD	Projected 2026	2027	2028	2029	2030	2031	2032	EAC
\$43	\$739	\$4,984	\$0	\$0	\$0	\$0	\$0	-\$2	\$5,880
1%		85%	0%	0%	0%	0%	0%	0%	

Order Details

Project Name	Primary Purpose	Secondary Purpose	Transmission Voltage Level	Substation Voltage Level	Planning Order	MWC	In Service Date	Inception to Date	Estimated at Completion
TULUCAY-NAPA 60KV LINE RECONDUCTORING	Reliability	Line Reconductoring	60	NA	5807341	60	12/14/2026	\$ 739	\$ 5,880



*Note: All dollar figures represented in the 000s



T.0009652 - Eden Landing Eastshore Grant

Project Details

County	Alameda
Year of BC Approval	2025
CAISO Year	NA
CPUC Filing Type	NOC
CPUC Status	TBD
CPUC Status Year	TBD
Total Actuals to Date	\$ 2,255
Current Projected Cost	\$ (20,191)
In Service Date	1/28/2028
Project Status	Engineering
Original In-Service Date	11/19/2027
Reason for Change in ISD	NA

Project Description

The project scope of work includes following:
 Install Gas Insulated Switchgear (GIS) Switching Station: Install two (2) GIS BAAH switching station looping into Grant-Eastshore #2 115kV Line. Provide dual 115kV service from a new GIS Switching station.
 Install T-Line: Two 115 kV OH Transmission lines will be built to interconnect 115 kV GIS switching station to Eastshore & Grant's 115 kV bus. The new line will be 0.40 double circuit miles of aluminum concentric stranded conductor.

Entity Initiating Project: Third Party
 Distribution Components: N/A

Project Need

The Interconnection Customer (IC), has submitted an application to Pacific Gas and Electric Company (PG&E) to interconnect a manufacturing load to PG&E's Transmission system. The Project has an initial demand of 15 MW and reach 75 MW in Q1 2030.

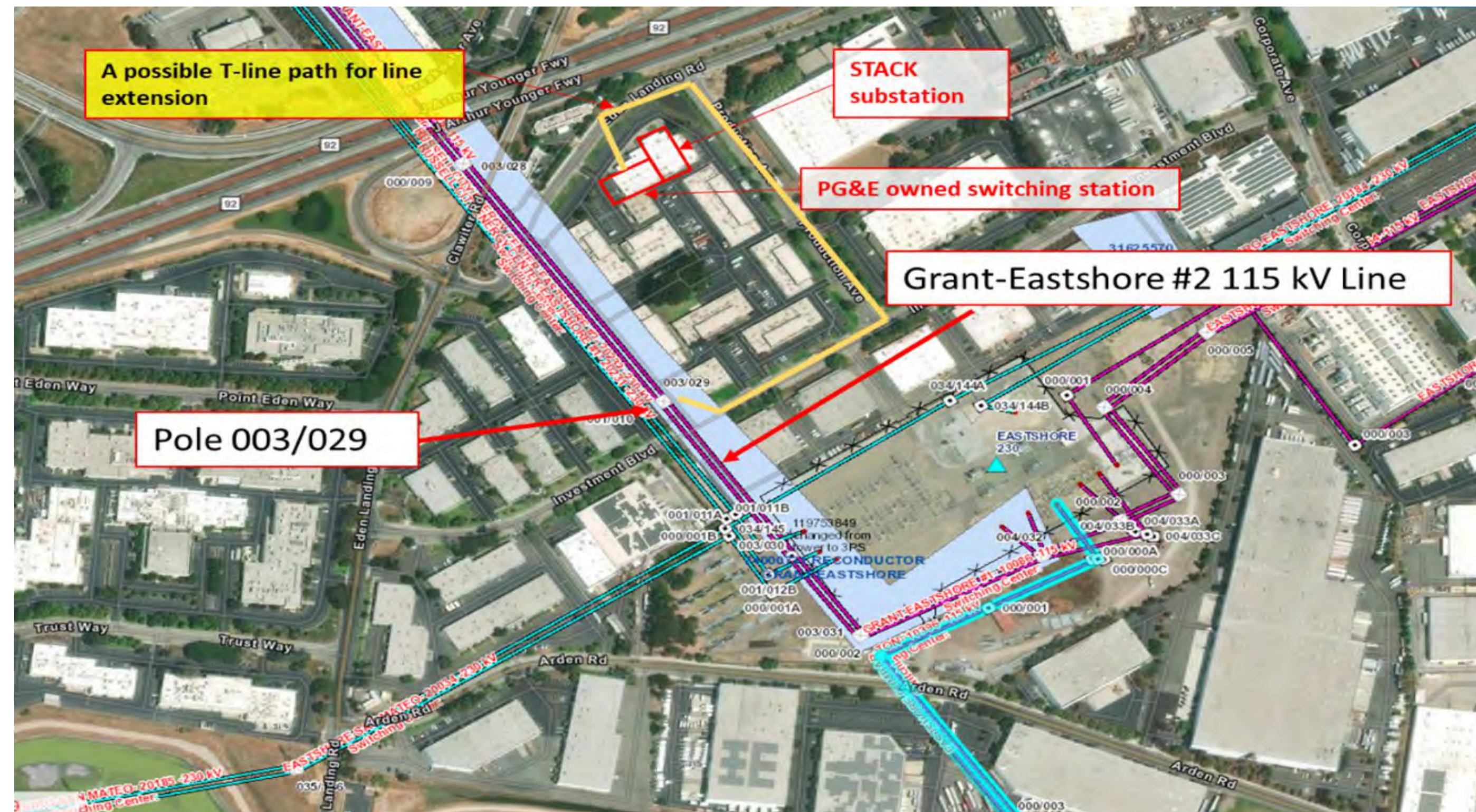
Project & Permitting Status Updates

Construction Start: 12/10/26
 CPUC Date Filed: Expected 2026 Q2

Actual 2026	ITD	Projected 2026	2027	2028	2029	2030	2031	2032	EAC
\$100	\$2,255	\$2,625	-\$13,143	\$1	\$0	\$0	\$0	\$28	-\$20,191
0%		-13%	65%	0%	0%	0%	0%	0%	

Order Details

Project Name	Primary Purpose	Secondary Purpose	Transmission Voltage Level	Substation Voltage Level	Planning Order	MWC	In Service Date	Inception to Date	Estimated at Completion
L04 AWS SFO071: 115kV Trans Svc Line	WRO	Load Interconnection	115	NA	5813950	82	1/28/2028	\$ 11	\$ 431
L04 AWS SFO071: 115kV Transmission Loop	WRO	Load Interconnection	115	NA	5807592	82	1/27/2028	\$ 854	\$ 3,179
EDEN LANDING PG&E SW STA	WRO	Load Interconnection	NA	115 kV	5807505	82	1/27/2028	\$ 411	\$ (26,748)
L04 AWS SFO071: CUSTOMER SUB	WRO	Load Interconnection	NA	115 kV	5813950	82	1/31/2028	\$ 11	\$ 50
EDEN LANDING DIRECT ASSIGNMENT	WRO	Load Interconnection	NA	115 kV	5554926	82	1/28/2028	\$ 127	\$ 286
L04 AWS SFO071: GRANT REMOTE END	WRO	Load Interconnection	NA	115 kV	5554925	82	1/27/2028	\$ 419	\$ 1,431
L04 AWS SFO071: EASTSHORE REMOTE END	WRO	Load Interconnection	NA	115 kV	5554924	82	1/27/2028	\$ 423	\$ 1,181



*Note: All dollar figures represented in the 000s

T.0008740 - Tulucay-Napa No. 2 60kV Pole Relo

Project Details

County	Napa
Year of BC Approval	2014
CAISO Year	NA
CPUC Filing Type	NOC
CPUC Status	TBD
CPUC Status Year	TBD
Total Actuals to Date	\$ 310
Current Projected Cost	\$ 785
In Service Date	3/2/2027
Project Status	Engineering
Original In-Service Date	12/15/2024
Reason for Change in ISD	Customer Action

Actual 2026	ITD	Projected 2026	2027	2028	2029	2030	2031	2032	EAC
\$9	\$310	\$37	\$0	\$0	\$0	\$0	\$0	\$0	\$785
1%		5%	0%	0%	0%	0%	0%	0%	

Order Details

Project Name	Primary Purpose	Secondary Purpose	Transmission Voltage Level	Substation Voltage Level	Planning Order	MWC	In Service Date	Inception to Date	Estimated at Completion
TULUCAY-NAPA NO. 2 60KV POLE RELO	WRO	Facility Relocation	60	NA	5551181	82	3/2/2027	\$ 310	\$ 785

Project Description

This project scope is to relocate poles 003/001 and 003/002 on the Tulucay-Napa No. 2 60kV line.

Entity Initiating Project: Third Party
Distribution Components: NA

Project Need

Caltrans is proposing to widen the Tulucay Creek Bridge along Highway 121 just north of the Socscal Ave and Kansas Ave intersection in Napa, CA. Poles 003/001 and 003/002 of the Tulucay-Napa No. 2 60kV line conflict with the proposed project and is being proposed to be relocated to avoid the bridge widening.

Project & Permitting Status Updates

Construction Start: 02/17/27
CPUC Date Filed: Expected 2026 Q2



*Note: All dollar figures represented in the 000s

T.0004271 - Morgan Hill-Watsonville 115kV Area Reinf

Project Details

County	Santa Clara
Year of BC Approval	2019
CAISO Year	2014
CPUC Filing Type	NOC
CPUC Status	TBD
CPUC Status Year	TBD
Total Actuals to Date	\$ 13,659
Current Projected Cost	\$ 141,156
In Service Date	12/29/2028
Project Status	Engineering
Original In-Service Date	12/1/2021
Reason for Change in ISD	Prioritization

Project Description

Reconductor a portion of the Metcalf – Green Valley 115 kV Line and re-terminate it into the 115 kV bus at Morgan Hill Substation, creating the Morgan Hill-Green Valley 115 kV Line. Convert the Morgan Hill 115 kV bus to a breaker-and-a-half (BAAH) configuration to improve reliability and operational flexibility.

Entity Initiating Project: CAISO
Distribution Components: Underbuild

Project Need

Improve electric transmission system reliability and operational flexibility in both the Morgan Hill – Gilroy and Santa Cruz – Watsonville areas by upgrading existing transmission facilities. This project will mitigate these system problems and resolve the customer outage issues and reduce the reliance on local gas-fired generation in the Morgan Hill – Gilroy area

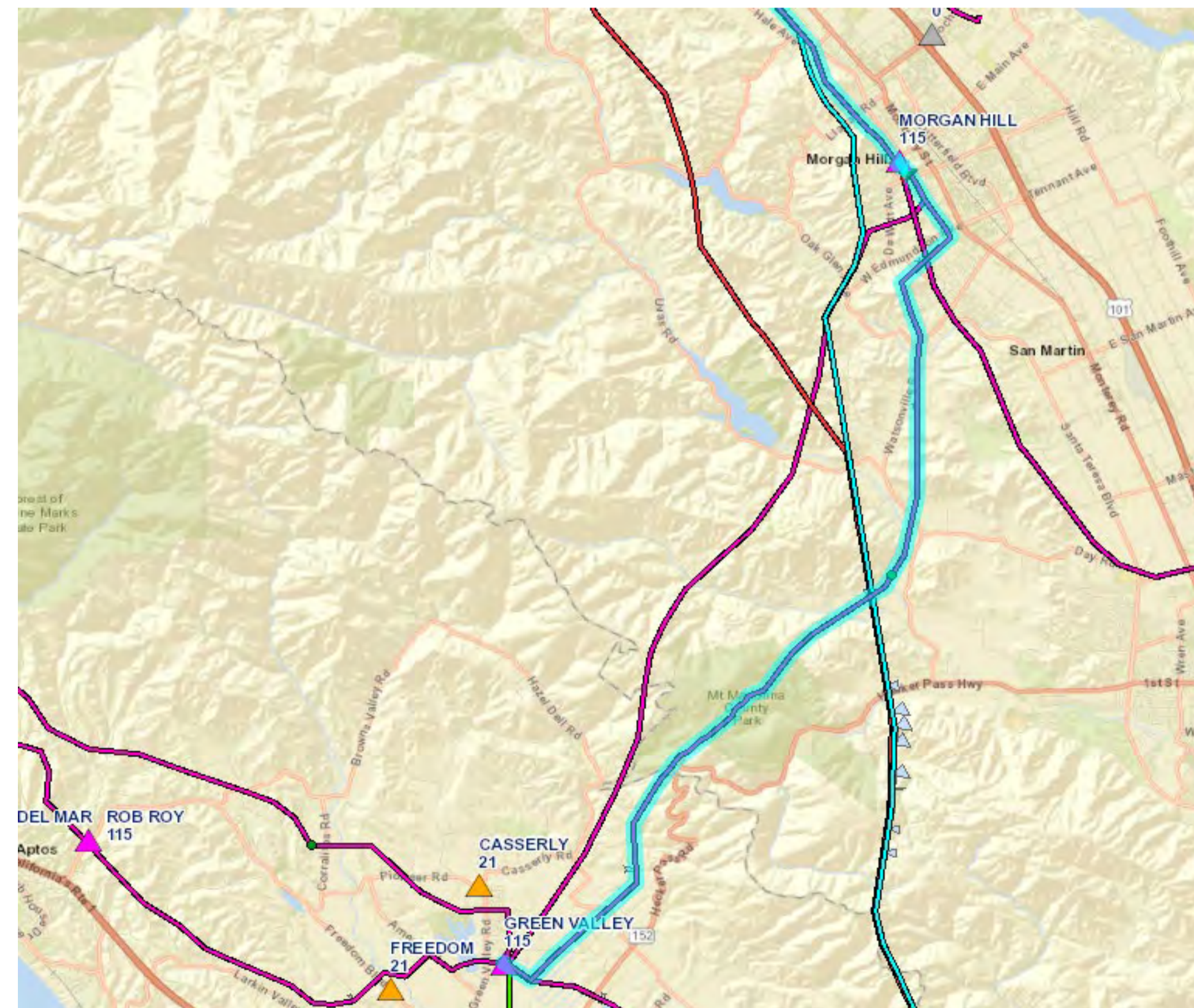
Project & Permitting Status Updates

Construction Start: 03/01/27
CPUC Date Filed: Expected 2026 Q2

Actual 2026	ITD	Projected 2026	2027	2028	2029	2030	2031	2032	EAC
\$266	\$13,659	\$17,577	\$10,007	\$118	\$0	\$0	\$0	\$13	\$141,156
0%		12%	7%	0%	0%	0%	0%	0%	

Order Details

Project Name	Primary Purpose	Secondary Purpose	Transmission Voltage Level	Substation Voltage Level	Planning Order	MWC	In Service Date	Inception to Date	Estimated at Completion
DIST WORK MORGANHILL_WATSONVILLE 1115KV	Reliability	T-Line Capacity	NA	NA	5814360	6	2/2/2026	\$ 7	\$ 7
MORGAN HILL IT	Reliability	T-Line Capacity	115	NA	5810958	60	12/29/2028	\$ 19	\$ 1,018
MORGAN HILL SUBSTATION CUTOVER	Reliability	System Design Upgrade	115	NA	5786320	60	2/2/2026	\$ 30	\$ 30
LLAGAS SUB: 115KV PROTECTION MODS	Reliability	Substation Reliability	NA	115 kV	5786319	61	5/30/2028	\$ 75	\$ 2,008
MORGAN HILL SUB: 115KV BAAH CONVERSION	Reliability	Bus Upgrade	NA	115 kV	5782117	61	5/30/2028	\$ 6,932	\$ 71,709
METCALF SUB: 115KV PROTECTION MODS	Reliability	Substation Reliability	NA	115 kV	5782115	61	5/30/2028	\$ 36	\$ 2,122
GREEN VALLEY SUB: 115KV PROTECTION MODS	Reliability	Substation Reliability	NA	115 kV	5782114	61	5/30/2028	\$ 57	\$ 1,989
METCALF-GREEN VALLEY 115KV: LINE RECONDU	Reliability	Line Reconductoring	115	NA	5782106	60	5/31/2028	\$ 6,461	\$ 58,630
METCALF-GREEN VALLEY 115KV: ACQUIRE EASE	Reliability	Line Reconductoring	115	NA	5531782	60	12/29/2028	\$ 42	\$ 3,643



T.0000156 - Wheeler Ridge Junction Substation

Project Details

County	Kern
Year of BC Approval	2015
CAISO Year	2014
CPUC Filing Type	PTC
CPUC Status	TBD
CPUC Status Year	TBD
Total Actuals to Date	\$ 25,228
Current Projected Cost	\$ 427,792
In Service Date	6/13/2034
Project Status	Engineering
Original In-Service Date	5/1/2020
Reason for Change in ISD	ISO Action

Project Description

Competitive Scope (230 kV):
Construct 230 kV portion of Casa Loma Substation, including two new 230/115 kV transformers and three 230 kV line terminations.

Non-competitive Scope (230 kV / 115 kV):
Construct a new two and-a-half bay, BAAH 115 kV bus configuration at the new WRJ project substation. Upgrade existing Wheeler Ridge-Adobe Switching Station and Adobe Switching Station-Lamont 115 kV lines to 230 kV. Upgrade existing Kern-Tevis-Stockdale-Lamont and Kern Tevis-Stockdale 115 kV lines to 230 kV. Reconductor Stockdale 230 kV tap #1 and #2 lines.

Entity Initiating Project: CAISO
Distribution Components: N/A

Project Need

This project will construct a new 230/115 kV transmission substation in the Bakersfield area to provide additional transmission capacity and improve service reliability to customer in the greater Kern County area.

Project & Permitting Status Updates

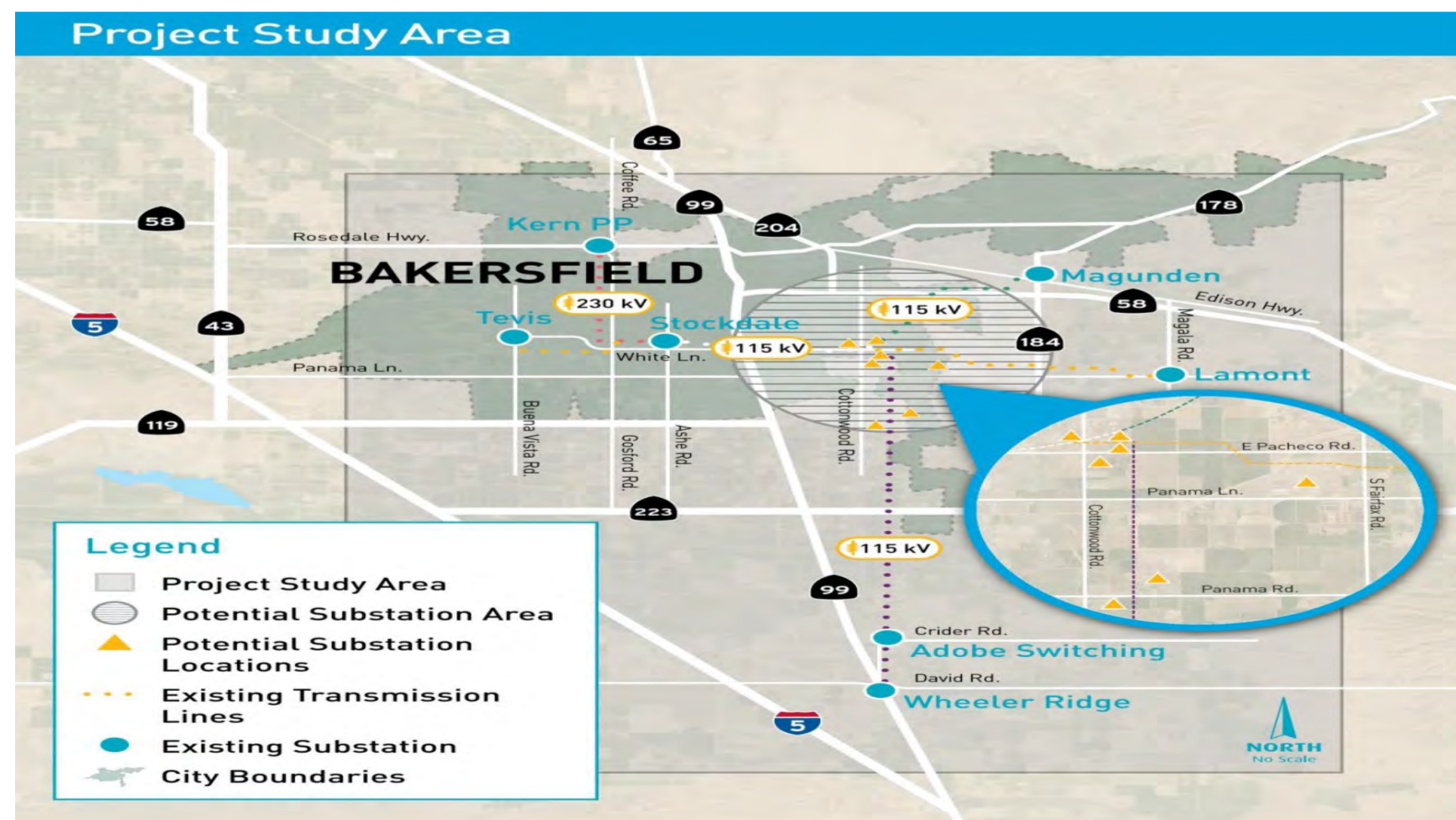
Construction Start: 03/07/30
CPUC Date Filed: Expected 2026 Q2

Pre-filing occurred in September 2025

Actual 2026	ITD	Projected 2026	2027	2028	2029	2030	2031	2032	EAC
\$310	\$25,228	\$4,201	\$43,590	\$22,321	\$66,559	\$116,793	\$79,147	\$20	\$427,792
0%		1%	10%	5%	16%	27%	19%	0%	

Order Details

Project Name	Primary Purpose	Secondary Purpose	Transmission Voltage Level	Substation Voltage Level	Planning Order	MWC	In Service Date	Inception to Date	Estimated at Completion
W R -WEEDPATCH (9/119 - WR)	Reliability	T-Line Capacity	70	NA	5773278	60	4/25/2033	\$ 27	\$ 2,969
STOCKDALE 230KV SUBSTATION - AMPACITY AN	Reliability	Substation Capacity	NA	230 kV	5771739	61	4/20/2033	\$ 903	\$ 45,049
KERN PP 230KV SUBSTATION - RELAY UPGRADE	Reliability	Substation Capacity	NA	230 kV	5771738	61	3/24/2031	\$ 20	\$ 616
WHEELER RIDGE 230KV STATION - NEW BAY	Reliability	Substation Capacity	NA	230 kV	5771737	61	4/28/2034	\$ 171	\$ 9,740
ADOBE 115KV STATION - LINE & RELAY UPGRA	Reliability	Substation Capacity	NA	115 kV	5771736	61	6/13/2034	\$ 8	\$ 495
LAMONT 115KV SUBSTATION - RELAY UPGRADE	Reliability	Substation Capacity	NA	115 kV	5771734	61	3/16/2034	\$ 47	\$ 2,723
KERN PP 115KV SUBSTATION - RELAY UPGRADE	Reliability	Substation Capacity	NA	115 kV	5771733	61	12/27/2030	\$ 74	\$ 658
RECONDUCTOR STOCKDALE_MAGUNDEN 115KV	Reliability	T-Line Capacity	115	NA	5767237	60	12/21/2033	\$ 37	\$ 115
RECONDUCTOR KERN PP_STOCKDALE 230KV	Reliability	New T-Line	230 115	NA	5767236	60	6/6/2031	\$ 383	\$ 17,331
VOLTAGE UPGRADE STOCKDALE_LAMONT 115KV	Reliability	T-Line Capacity	115	NA	5767235	60	3/24/2032	\$ 224	\$ 27,064
VLTG UPG WR SS_WRJ CASA LOMA_115KV TO 23	Reliability	T-Line Capacity	115	NA	5767234	60	4/25/2034	\$ 323	\$ 69,561
WRJ NONCOMPETITIVE_CPUC LIC/PER	Reliability	T-Line Capacity	230 115	NA	5767233	60	4/26/2034	\$ 17,596	\$ 34,662
WRJ COMPETITIVE_CPUC LIC/PER	Reliability	Substation Capacity	NA	230 115 kV	5767232	61	4/27/2034	\$ 3,871	\$ 9,428
CASA LOMA JCT SUBST_COMPETITIVE	Reliability	New Substation	NA	230 115 kV	5767215	61	3/30/2034	\$ 853	\$ 114,982
CASA LOMA JUNCTION SUBSTATION	Reliability	New Substation	NA	230 115 kV	5767199	61	3/13/2034	\$ 690	\$ 90,587
PURCHASE LAND FOR NEW SUB - NON-COMP	Reliability	Substation Capacity	NA	NA	5523424	61	12/20/2028	\$ -	\$ 405
PURCHASE LAND FOR NEW SUBSTATION - COMP	Reliability	Substation Capacity	NA	NA	5523423	61	12/20/2028	\$ 0	\$ 405



*Note: All dollar figures represented in the 000s



T.0011036 - IGNACIO - MARE ISLAND TWR REPL PHASE 5

Project Details

County	Solano
Year of BC Approval	TBD
CAISO Year	N/A
CPUC Filing Type	NOC
CPUC Status	TBD
CPUC Status Year	TBD
Total Actuals to Date	\$ 466
Current Projected Cost	\$ 43,229
In Service Date	12/11/2026
Project Status	Engineering
Original In-Service Date	TBD
Reason for Change in ISD	N/A

Actual 2026	ITD	Projected 2026	2027	2028	2029	2030	2031	2032	EAC
\$0	\$466	\$0	\$0	\$0	\$0	\$0	\$0	\$0	\$43,229
0%		0%	0%	0%	0%	0%	0%	0%	

Order Details

Project Name	Primary Purpose	Secondary Purpose	Transmission Voltage Level	Substation Voltage Level	Planning Order	MWC	In Service Date	Inception to Date	Estimated at Completion
IGNACIO - MARE ISLAND TWR REPL PHASE 5	Asset Condition	Replace Steel Poles	115	N/A	5806102	70	12/11/2026	\$ 466	\$ 43,229

Project Description

Replace 10 lattice steel structures, remove 1 lattice steel pole, and reconductor 1.2 miles of Ignacio-Mare Island 115 kV line.

Entity Initiating Project: PG&E
Distribution Components: N/A

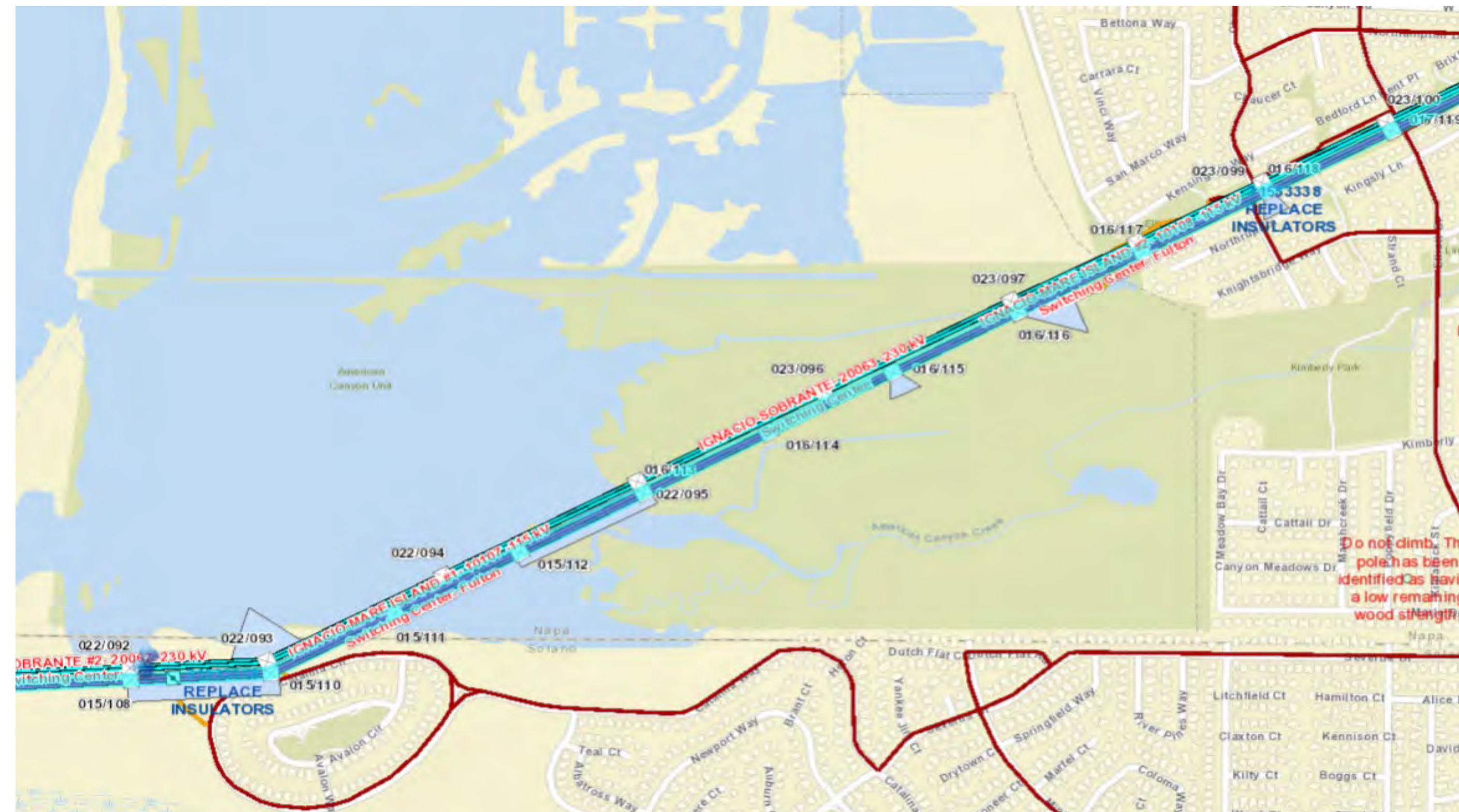
Project Need

The replacement of 10 lattice steel towers (015/108, 015/110, 015/111, 015/112, 016/113, 016/114, 016/115, 016/116, 016/117, and 016/118), removal of 1 lattice steel pole (015/109) and replacement of approximately 1.2 miles of conductor in the 2026 scope of this program (Phase 5) will address NERC non-compliances from Ignacio Substation to Highway Substation and improve the overall safety and reliability of the system due to the condition of these towers. The greatest positive effect of this program will be mitigating the risk of potential structural failure that would cause sustained, unplanned outages to Substations Skaggs, Highway, Carquinez, Jameson Canyon Pumps, and Mare Island (Solano County, CA)

Project & Permitting Status Updates

Construction Start: 11/19/26
CPUC Date Filed: Expected 2026 Q3

Formerly part of T.0007072 IGNACIO-MARE ISL 115KV (IGN SUB/HWY SUB)



*Note: All dollar figures represented in the 000s

T.0008334 - Jefferson-Stanford 60kV Rep Pole 06_157

Project Details

County	San Mateo
Year of BC Approval	TBD
CAISO Year	NA
CPUC Filing Type	NOC
CPUC Status	TBD
CPUC Status Year	TBD
Total Actuals to Date	\$ 553
Current Projected Cost	\$ 7,797
In Service Date	3/25/2027
Project Status	Engineering
Original In-Service Date	TBD
Reason for Change in ISD	NA

Project Description

This project proposes to replace wood Pole 006/157 on the Jefferson-Stanford 60kV line that is severely deteriorating due to underbuild tension.

Entity Initiating Project: PG&E
Distribution Components: NA

Project Need

This project is needed now to meet PG&E's standard requirement to maintain assets. Maintaining aging assets is not viable. And there is a significant risk of failure on this 60kV transmission line, which could potentially impact electric service and presents a safety hazard to local customers in Menlo Park.

Project & Permitting Status Updates

Construction Start: 02/16/27
CPUC Date Filed: Expected 2026 Q3

Actual 2026	ITD	Projected 2026	2027	2028	2029	2030	2031	2032	EAC
\$35	\$553	\$1,616	\$0	\$0	\$0	\$0	\$0	\$3	\$7,797
0%		21%	0%	0%	0%	0%	0%	0%	

Order Details

Project Name	Primary Purpose	Secondary Purpose	Transmission Voltage Level	Substation Voltage Level	Planning Order	MWC	In Service Date	Inception to Date	Estimated at Completion
JEFFERSON-STANFORD 60KV REP POLE 06_157	Asset Condition	Replace Wood Poles	60	NA	5801179	70	3/25/2027	\$ 553	\$ 7,797



*Note: All dollar figures represented in the 000s

T.0010604 - Jefferson-Stanford Cable Replacement

Project Details

County	San Mateo
Year of BC Approval	TBD
CAISO Year	2025
CPUC Filing Type	NOC
CPUC Status	TBD
CPUC Status Year	TBD
Total Actuals to Date	\$ 197
Current Projected Cost	\$ 37,541
In Service Date	2/29/2028
Project Status	Engineering
Original In-Service Date	5/1/2029
Reason for Change in ISD	NA

Actual 2026	ITD	Projected 2026	2027	2028	2029	2030	2031	2032	EAC
\$62	\$197	\$2,715	\$551	\$0	\$0	\$0	\$0	\$10	\$37,541
0%		7%	1%	0%	0%	0%	0%	0%	

Order Details

Project Name	Primary Purpose	Secondary Purpose	Transmission Voltage Level	Substation Voltage Level	Planning Order	MWC	In Service Date	Inception to Date	Estimated at Completion
JEFFERSON-STANFORD CABLE REPLACEMENT	Reliability	Line Reconductoring	60	NA	5811838	60	2/29/2028	\$ 192	\$ 37,280
MENLO: JEFFERSON-STANFORD UG CABLE RPLC	Reliability	Line Termination	NA	60 kV	5564267	61	2/29/2028	\$ 5	\$ 261

Project Description

Install temporary overhead shoo-fly transmission line to bypass existing underground cable section between Menlo Substation and SLAC 60 kV Tap for continuous electric customer service. Replace 0.9 mile of existing 800 kcmil AL underground cable with larger size cable of at least 1000 Amp. normal capacity

Entity Initiating Project: CAISO
Distribution Components: NA

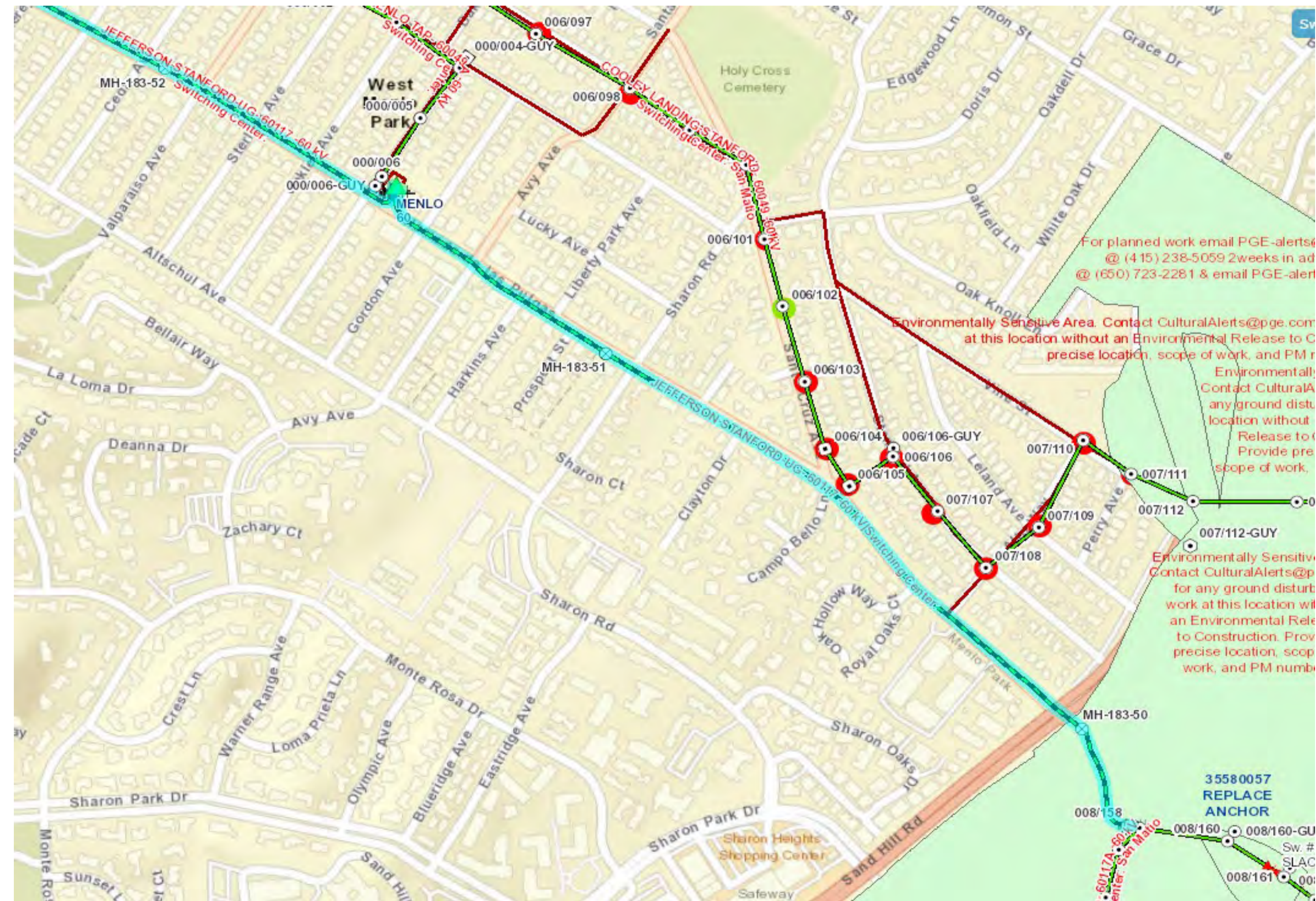
Project Need

Based on the 2023 Ampacity study, it was determined that the underground section between Menlo Substation and 008/158 is the limiting element in the system and may prohibit PG&E on supplying reliable power to SLAC during the switch from the normal 230kV source (Monta Vista-Jefferson #1) to an alternate (60kV) source.

To mitigate overloads on the Jefferson-Stanford 60kV line, it is recommended to replace 0.9 miles of 800kcmil AL conductor between Menlo Substation and structure 008/158 with the higher ampacity pipe-type cable.

Project & Permitting Status Updates

Construction Start: 03/01/27
CPUC Date Filed: Expected 2026 Q3



*Note: All dollar figures represented in the 000s

T.0000070 - BRIGHTON-GRAND ISLAND #1 & #2 115KV NERC

Project Details

County	Sacramento
Year of BC Approval	2021
CAISO Year	NA
CPUC Filing Type	NOC
CPUC Status	TBD
CPUC Status Year	TBD
Total Actuals to Date	\$ 43,595
Current Projected Cost	\$ 137,915
In Service Date	11/30/2029
Project Status	Construction
Original In-Service Date	10/31/2021
Reason for Change in ISD	Prioritization

Actual 2026	ITD	Projected 2026	2027	2028	2029	2030	2031	2032	EAC
\$221	\$43,595	\$16,160	\$17,711	\$30,745	\$215	\$0	\$0	-\$55	\$137,915
0%		12%	13%	22%	0%	0%	0%	0%	

Order Details

Project Name	Primary Purpose	Secondary Purpose	Transmission Voltage Level	Substation Voltage Level	Planning Order	MWC	In Service Date	Inception to Date	Estimated at Completion
GRAND ISLAND SUB STEEL POLE REPLACEMENT	Asset Condition	NERC Compliance - GO 95	NA	115 kV	5800998	66	1/0/1900	\$ 473	\$ 923
BRIGHTON GRAND ISLAND 115KV LAND ORDER	Asset Condition	NERC Compliance - GO 95	115	NA	5800687	93	1/0/1900	\$ 993	\$ 993
BRIGHTON-GRAND ISLAND PH 5 - RIVER TOWERS	Asset Condition	NERC Compliance - GO 95	115	NA	5797638	93	12/9/2024	\$ 9,877	\$ 9,877
BRIGHTON-GRAND ISLAND PH3 I-5 E DEVELOPE	Asset Condition	NERC Compliance - GO 95	115	NA	5794780	93	11/30/2029	\$ 834	\$ 59,500
BRIGHTON-GRAND ISLAND PH2 I-5 W PILING S	Asset Condition	NERC Compliance - GO 95	115	NA	5794779	93	9/30/2026	\$ 28,276	\$ 40,520
BRIGHTON-GRAND ISLAND PH4 I-5 W LAST SEC	Asset Condition	NERC Compliance - GO 95	115	NA	5750422	93	11/30/2027	\$ 2,946	\$ 25,906
TLSUP_EP - GI 2223 - DIST UNDERBUILD TL	Asset Condition	NERC Compliance - GO 95	NA	NA	5556543	6	1/31/2025	\$ 196	\$ 196

Project Description

This project proposes to mitigate the 124 remaining California Public Utilities Commission (CPUC) General Order (GO) 95 clearance discrepancies as well as strengthen the structural integrity of both the Brighton-Grand Island 115 kV #1 and #2 lines by replacing all of the lattice steel towers from Brighton Substation to Grand Island Substation. This project will also reconductor the entire length of both circuits, replacing the existing 3/0 American Wire Gauge (AWG) 7-strand Medium Hard-Drawn (MHD) copper (CU) conductor with new 715 All Aluminum Conductor (AAC).

Entity Initiating Project: PG&E
Distribution Components: Underbuild

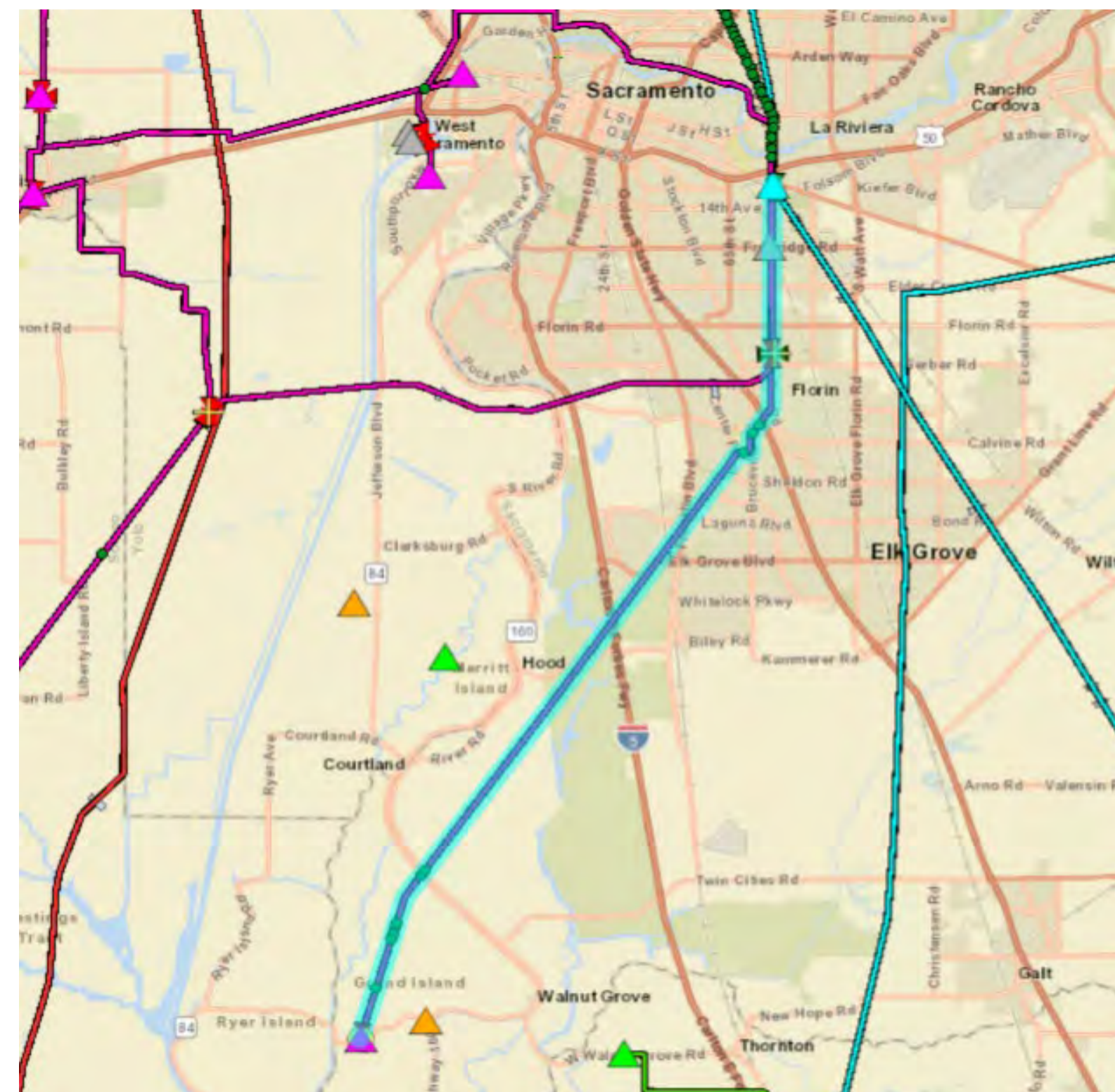
Project Need

This project will achieve compliance with CPUC GO 95 requirements and increase the structural integrity of the system to provide safe and reliable electric service to the customers in Sacramento County.

Project & Permitting Status Updates

Construction Start: 05/10/22
CPUC Date Filed: Expected 2026 Q4

Phase 2: NOC AL 6463-E for Phase 2 (construction start August 2022) Phase 5: NOC AL 7270-E for Phase 5 (construction start Sept 2024) Phase 3: NOC TBD (Construction Start Sept 2028) Phase 4: NOC TBD (Construction Start Aug 2027)



*Note: All dollar figures represented in the 000s

T.0010100 - Applied Materials Arques Load Increase

Project Details

County	Santa Clara
Year of BC Approval	2025
CAISO Year	NA
CPUC Filing Type	NOC
CPUC Status	TBD
CPUC Status Year	TBD
Total Actuals to Date	\$ 3,212
Current Projected Cost	\$ 30,721
In Service Date	7/30/2027
Project Status	Engineering
Original In-Service Date	7/31/2027
Reason for Change in ISD	N/A

Project Description

Lockheed 2 Substation: Install two (2) 115kV Circuit Breaker (CB) and associated equipment replacing the existing Circuit Switchers (326 & 346)
 Reconductor Newark-Lockheed #2 transmission line
 Reconductor Monta Vista-Britton transmission line
 Expansion on Applied Materials Switching Station

Entity Initiating Project: Third Party
 Distribution Components: N/A

Project Need

The Interconnection Customer (IC) has requested PG&E to increase load. The proposed scope will add an additional 14MW, 23MW & 15MW in Phase 1, Phase 2 & Phase 3 respectively to the existing 20MW.

Project & Permitting Status Updates

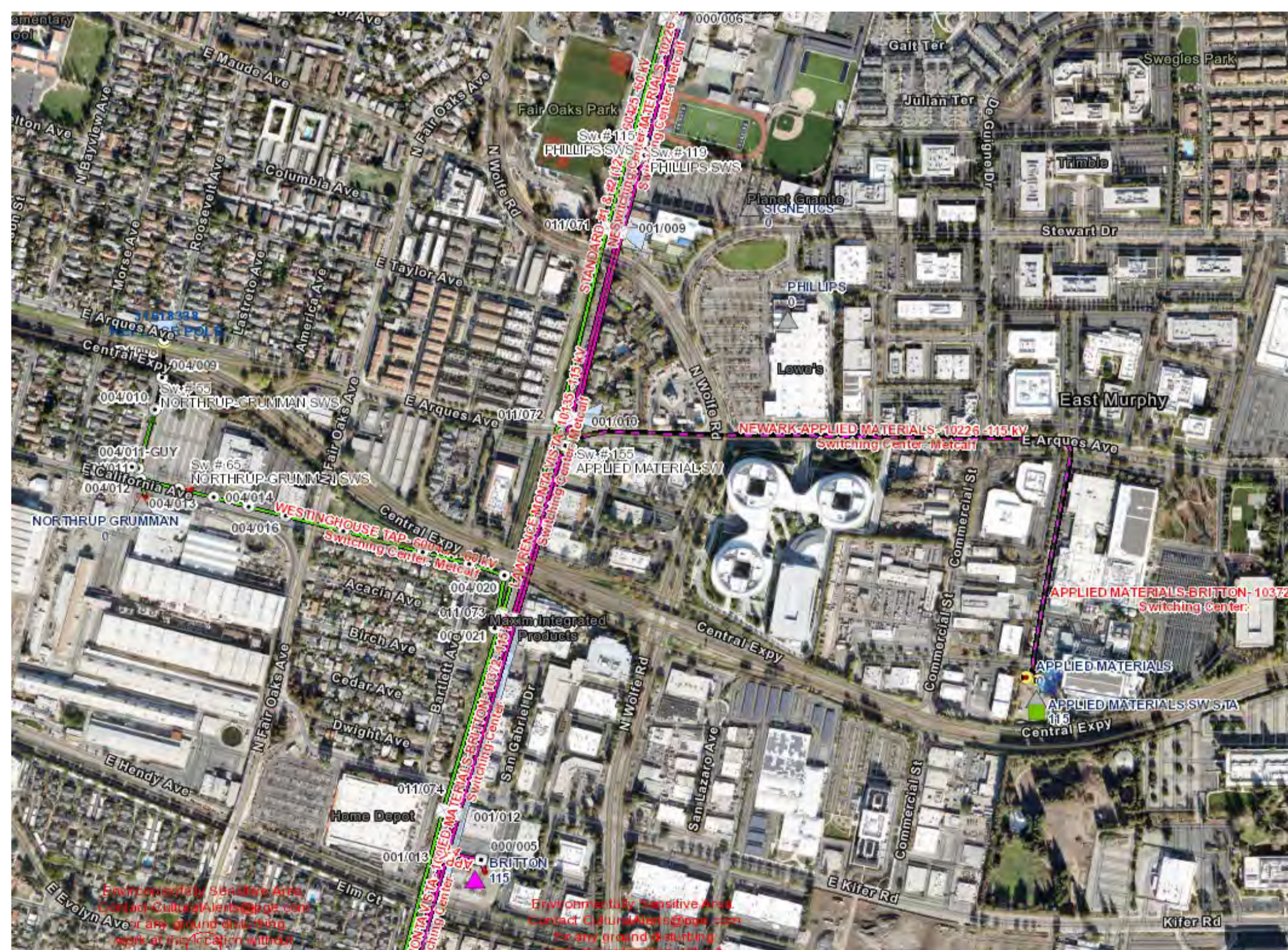
Construction Start: 03/25/26
 CPUC Date Filed: Expected 2026 Q2

Phase 1 N/A, Phase 2 NOC (Applied Materials Expansion), & Phase 3 NOC (Reconductoring)

Actual 2026	ITD	Projected 2026	2027	2028	2029	2030	2031	2032	EAC
\$137	\$3,212	\$11,443	\$1,584	\$0	\$0	\$0	\$0	-\$20	\$30,721
0%		37%	5%	0%	0%	0%	0%	0%	

Order Details

Project Name	Primary Purpose	Secondary Purpose	Transmission Voltage Level	Substation Voltage Level	Planning Order	MWC	In Service Date	Inception to Date	Estimated at Completion
L0006_APPLIED MAT LATERAL FIBER UPGRD	WRO	Load Interconnection	NA	NA	5815037	82	1/0/1900	\$ 4	\$ 5,402
L0006_APPLIED MATERIALS SW STA Ph 1 (DA)	WRO	Load Interconnection	NA	115 kV	5814795	82	4/15/2026	\$ (135)	\$ (57)
L0006_BRITTON SUB PROTECTION UPGRADE	WRO	Load Interconnection	NA	115 kV	5810601	82	5/12/2027	\$ 83	\$ 1,304
L0006_MONTA VISTA PROTECTION UPGRADE	WRO	Load Interconnection	NA	115 kV	5810599	82	7/26/2027	\$ 83	\$ 928
L0006_NEWARK SUB PROTECTION UPGRADE	WRO	Load Interconnection	NA	115 kV	5810598	82	7/7/2027	\$ 89	\$ 1,342
L0006_LOCKHEED #2 PROTECTION UPGRADE	WRO	Load Interconnection	NA	115 kV	5810528	82	6/25/2027	\$ 1,216	\$ 7,405
L0006_LOCKHEED #1 PROTECTION UPGRADE	WRO	Load Interconnection	NA	115 kV	5810527	82	5/13/2027	\$ 105	\$ 1,591
L0006_APPLIED MAT SW STA PROT Ph 2	WRO	Load Interconnection	NA	115 kV	5810526	82	7/30/2027	\$ 327	\$ 8,956
L0006_APPLIED MATERIALS SW STA PH 1	WRO	Load Interconnection	NA	115 kV	5809176	82	4/23/2026	\$ 1,402	\$ 2,502
L0006_WHISMAN SUB TELECOM UPGRADES	WRO	Load Interconnection	NA	115 kV	5563280	82	6/22/2027	\$ 16	\$ 683
L0006_FMC SUB TELECOM UPGRADES	WRO	Load Interconnection	NA	115 kV	5561948	82	6/29/2027	\$ 21	\$ 663



T.0010873 - LC24-2 Lockheed #1 Sub TLine Cust Sub

Project Details

County	Santa Clara
Year of BC Approval	2025
CAISO Year	NA
CPUC Filing Type	NOC
CPUC Status	TBD
CPUC Status Year	TBD
Total Actuals to Date	\$ 1,466
Current Projected Cost	\$ 35,385
In Service Date	11/3/2028
Project Status	Engineering
Original In-Service Date	6/1/2027
Reason for Change in ISD	N/A

Actual 2026	ITD	Projected 2026	2027	2028	2029	2030	2031	2032	EAC
\$335	\$1,466	\$12,677	\$588	\$0	\$0	\$0	\$0	\$87	\$35,385
1%		36%	2%	0%	0%	0%	0%	0%	

Order Details

Project Name	Primary Purpose	Secondary Purpose	Transmission Voltage Level	Substation Voltage Level	Planning Order	MWC	In Service Date	Inception to Date	Estimated at Completion
L0017 - DIRECT ASSIGNMENT CUSTOMER SUBST	WRO	Load Interconnection	NA	115 kV	5813906	82	6/1/2027	\$ 125	\$ 1,258
LC24-2 Menlo T Line UG	WRO	Load Interconnection	115	N/A	5813905	82	5/28/2027	\$ 847	\$ 28,460
L0017 - REMOTE END LOCKHEED #1 SUBSTATIO	WRO	Load Interconnection	NA	115 kV	5813904	82	6/1/2027	\$ 494	\$ 5,667
L0017 - METERING	WRO	Load Interconnection	NA	115 kV	5561126	82	11/3/2028	\$ -	\$ -

Project Description

Interconnect a data center to PG&E's Lockheed #1 substation. Install One (1) 115kV Circuit Breaker, associated switches and bus structures. Install approximately 1 mile long single service 115kV T-line (single circuit combination underground & overhead) to customer site from Lockheed #1.

Entity Initiating Project: Third Party
Distribution Components: NA

Project Need

The Interconnection Customer ("IC"), has signed Preliminary Engineering Study (PES) with Pacific Gas and Electric Company (PG&E) for LC24-2 ("Project") to interconnect a data center load PG&E's Transmission system.

Project & Permitting Status Updates

Construction Start: 11/06/26
CPUC Date Filed: Expected 2026 Q4



*Note: All dollar figures represented in the 000s



T.0009603 - Garberville 60kV Area Reinforcement

Project Details

County	Humboldt
Year of BC Approval	TBD
CAISO Year	2023
CPUC Filing Type	NOC
CPUC Status	TBD
CPUC Status Year	TBD
Total Actuals to Date	\$ 874
Current Projected Cost	\$ 56,349
In Service Date	12/5/2028
Project Status	Engineering
Original In-Service Date	12/31/2032
Reason for Change in ISD	NA

Project Description

This project proposes to:

- Reconnector the entire Bridgeville-Garberville 60 kV line to achieve at least 631Amps of summer normal rating (715 AAC conductor) which is about 36 circuit miles in length.
- Install a 20 MVAR STATCOM at Fort Seward 60 kV Substation.
- Establish a control point to open line section from Garberville to Kekawaka 60 kVline.
- Establish a control point to open line section from Rio Dell Jct. to Carlotta 60 kV line.

Entity Initiating Project: CAISO
Distribution Components: N/A

Project Need

This project has been proposed by Transmission Planning which through their analysis is needed due to the rapid growth of agricultural loads being experienced in Humboldt County, with high concentrations in the Garberville area. Garberville Substation receives its power from both the Humboldt and Mendocino sources through the Bridgeville-Garberville and Garberville-Laytonville 60kV lines. Per Transmission Planning, the existing local Garberville area demand including Garberville, Fort Seward, and Fruitland substations is 15.9MW. Projected distribution customer driven load is set to increase the total load to 14.1MW by 2032 and could bring the maximum load for the area to 30MW.

Project & Permitting Status Updates

Construction Start: 06/08/27
CPUC Date Filed: Expected 2026 Q4

Actual 2026	ITD	Projected 2026	2027	2028	2029	2030	2031	2032	EAC
\$31	\$874	\$1,008	\$26,142	\$665	\$573	\$145	\$0	\$4	\$56,349
0%		2%	46%	1%	1%	0%	0%	0%	

Order Details

Project Name	Primary Purpose	Secondary Purpose	Transmission Voltage Level	Substation Voltage Level	Planning Order	MWC	In Service Date	Inception to Date	Estimated at Completion
GARBERVILLE 60KV AREA REINFORCEMENT	Reliability	Line Reconductoring	60	60 kV	5807359	60	12/5/2028	\$ 874	\$ 56,349



*Note: All dollar figures represented in the 000s



T.0002707 - Kern - Kern Oil 115 kV Line Reconductoring

Project Details

County	Kern
Year of BC Approval	TBD
CAISO Year	2012
CPUC Filing Type	NOC
CPUC Status	TBD
CPUC Status Year	TBD
Total Actuals to Date	\$ 4,691
Current Projected Cost	\$ 30,047
In Service Date	9/19/2030
Project Status	Engineering
Original In-Service Date	3/1/2016
Reason for Change in ISD	Prioritization

Project Description

The Project proposes to reconductor approximately 38 circuit miles of various 115 kV lines serving Bakersfield area in Kern County. The scope of the project include reconductoring 3.8 miles of the Kern PP-Westpark Nos. 1 and 2 115 kV Lines; 16.5 miles of the Kern-Magunden-Witco 115 kV Line; 3.5 miles of the Westpark-Magunden 115 kV Line; 5.0 miles of the Kern-Lamont 115 kV Line from Kern PP to Tevis Jct.; 5.0 miles of the Kern-Stockdale 115 kV line from Kern PP to Tevis Jct.

Entity Initiating Project: CAISO
Distribution Components: N/A

Project Need

The Kern-Lamont, Kern-Stockdale, Kern-Westpark #1, Kern-Westpark #2, Kern-Magunden-Witco and Westpark-Magunden 115 kV lines make up the southern portion of the Kern PP 115 kV area. These lines are projected to experience loading between 120% and 220% for 12 or more category B and category C outages, with overloads occurring in 2012 and beyond. The Kern-Lamont 115 kV line will also experience a normal overload starting around 2018.

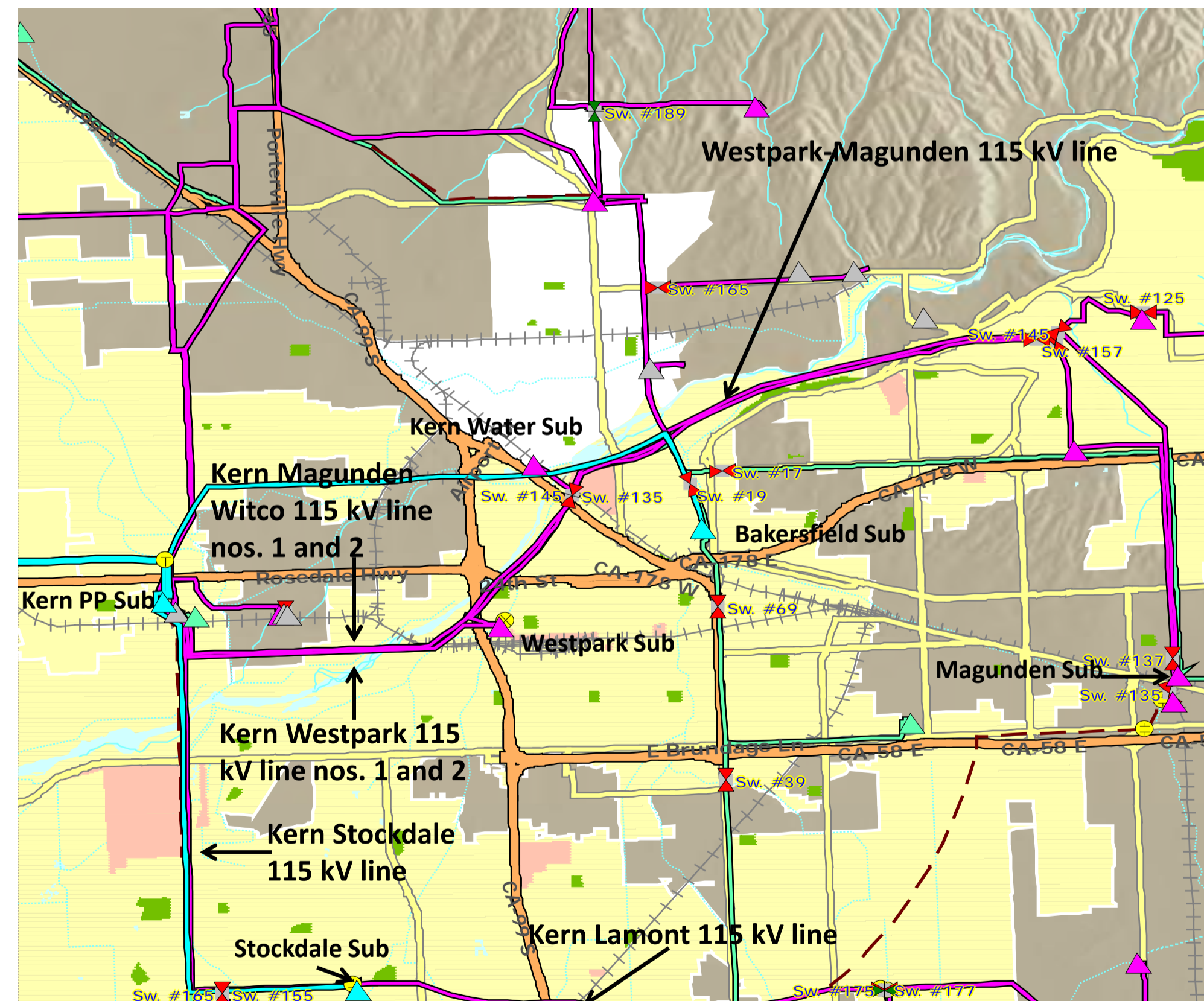
Project & Permitting Status Updates

Construction Start: 01/10/28
CPUC Date Filed: Expected 2026 Q4

Actual 2026	ITD	Projected 2026	2027	2028	2029	2030	2031	2032	EAC
\$0	\$4,691	\$0	\$10,041	\$4,605	\$107	\$24	\$22	\$0	\$30,047
0%		0%	33%	15%	0%	0%	0%	0%	

Order Details

Project Name	Primary Purpose	Secondary Purpose	Transmission Voltage Level	Substation Voltage Level	Planning Order	MWC	In Service Date	Inception to Date	Estimated at Completion
MAGUNDEN CB122 UPGRADE	Reliability	Substation Capacity	NA	115 kV	5784620	61	9/19/2030	\$ 59	\$ 765
LERDO-KERN OIL-7TH STANDARD 115KV RERATE	Reliability	T-Line Capacity	115	NA	5784386	60	5/24/2029	\$ 13	\$ 2,296
KERN OIL: KERN-KERN OIL 115KV UPGRADE	Reliability	Line Termination	NA	115 kV	5776126	61	4/3/2028	\$ 51	\$ 5,248
LIVE OAK: KERN-KERN OIL 115KV UPGRADE	Reliability	Line Termination	NA	115 kV	5776125	61	4/3/2028	\$ 34	\$ 1,312
LIVE OAK-KERN OIL 115KV LINE RECONDUCTOR	Reliability	Line Reconductoring	115	NA	5774040	60	2/5/2029	\$ 1,091	\$ 4,723
KERN PP-LIVE OAK 115KV LINE RECONDUCTOR	Reliability	Line Reconductoring	115	NA	5774039	60	8/23/2029	\$ 2,073	\$ 9,731
60-WESTPARK-MAGUNDEN RECONDUCTOR 3.5 MI	Reliability	Line Reconductoring	60	NA	5767364	60	5/24/2029	\$ 701	\$ 2,983
KERN-MAGUNDEN-WITCO 115KV RERATE	Reliability	T-Line Capacity	60	NA	5767363	60	5/24/2029	\$ 670	\$ 2,988



*Note: All dollar figures represented in the 000s



T.0010904 - Prologis LC24-14 Load Interconnection Project

Project Details

County	Santa Clara
Year of BC Approval	TBD
CAISO Year	N/A
CPUC Filing Type	NOC
CPUC Status	TBD
CPUC Status Year	TBD
Total Actuals to Date	\$ 106,000
Current Projected Cost	\$ 2
In Service Date	4/1/2028
Project Status	Engineering
Original In-Service Date	TBD
Reason for Change in ISD	N/A

Project Description

- New 115kV GIS Switching Station
- Acquire land less than a mile from Piercy substation and Construct a new 115kV Breaker-And-A-Half (BAAH) Gas Insulated Switchgear (GIS) switching station with four (4) bays.
- Transmission Line
- Loop in the existing Piercy-Metcalf and Swift-Metcalf 115kV lines into the New Switching Station.
 - Install approximately 0.86 mile two line extension using underground cables to customer site from the new switching station.
- Entity Initiating Project: Third Party
Distribution Components: N/A

Project Need

Interconnect a data center load located in Santa Clara County to PG&E's Transmission system. The proposed Point of Interconnection (POI) of this Project is a new switching station looping onto Swift-Metcalf 115kV line and Piercy-Metcalf 115kV line.

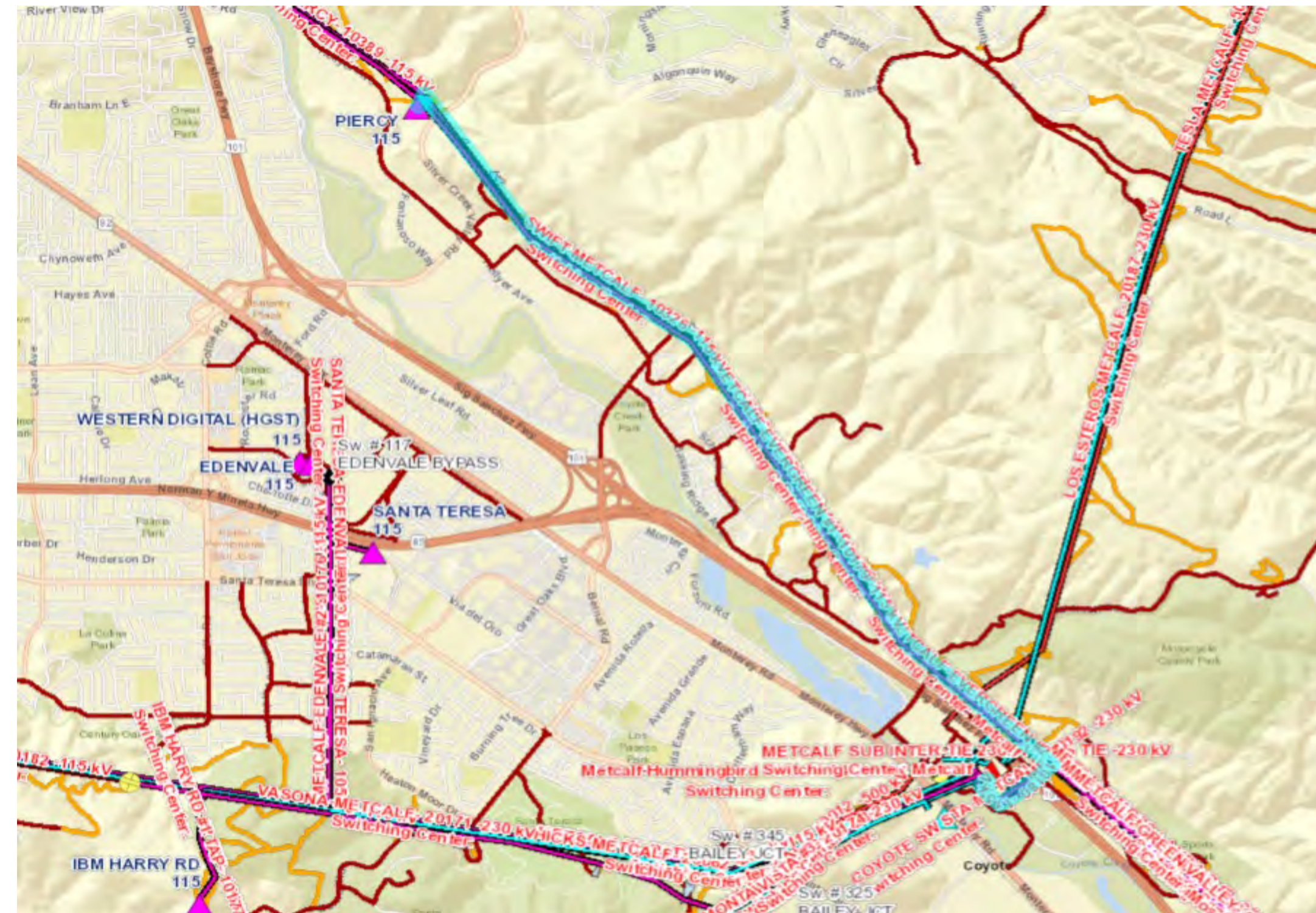
Project & Permitting Status Updates

Construction Start: 4/1/2027
CPUC Date Filed: Expected 2027 Q1

Actual 2026	ITD	Projected 2026	2027	2028	2029	2030	2031	2032	EAC
\$0	\$2	\$0	\$0	\$0	\$0	\$0	\$0	\$0	\$106,000
0%		0%	0%	0%	0%	0%	0%	0%	

Order Details

Project Name	Primary Purpose	Secondary Purpose	Transmission Voltage Level	Substation Voltage Level	Planning Order	MWC	In Service Date	Inception to Date	Estimated at Completion
L0016 SILVER CREEK NEW SW STA	WRO	Load Interconnection	115	115 kV	5814129	82	4/1/2028	\$ 2	\$ 106,000



*Note: All dollar figures represented in the 000s



T.0009536 - Dixon Landing 115 kV Upgrade

Project Details

County	Santa Clara
Year of BC Approval	2025
CAISO Year	2002
CPUC Filing Type	NOC
CPUC Status	TBD
CPUC Status Year	TBD
Total Actuals to Date	\$ 1,637
Current Projected Cost	\$ 191,761
In Service Date	12/27/2030
Project Status	Engineering
Original In-Service Date	12/31/2008
Reason for Change in ISD	Scope Change

Project Description

The revised scope aims to reductor the following 115 kV lines using advanced conductors to achieve a summer emergency rating of 3,000 Amps or higher: Piercy-Metcalf, Swift-Metcalf, Newark-Dixon Landing, and McKee-Piercy.

Entity Initiating Project: CAISO
Distribution Components: N/A

Project Need

The initial scope of work was intended to address customer reliability, load serving capabilities, improve operational flexibility and mitigate contingency overloads of the PG&E transmission system, which remains the case. However, a cluster of large load data centers are being proposed in this area that has significantly increased the need for transmission capacity. The original scope of work, which did not include the McKee- Piercy 115kV Line and only required reductoring of the other three 115kV Lines with at least 1500 Amps summer emergency rating, will not be sufficient to meet the growing capacity needs of the Transmission and Distribution loads in the East San Jose pocket.

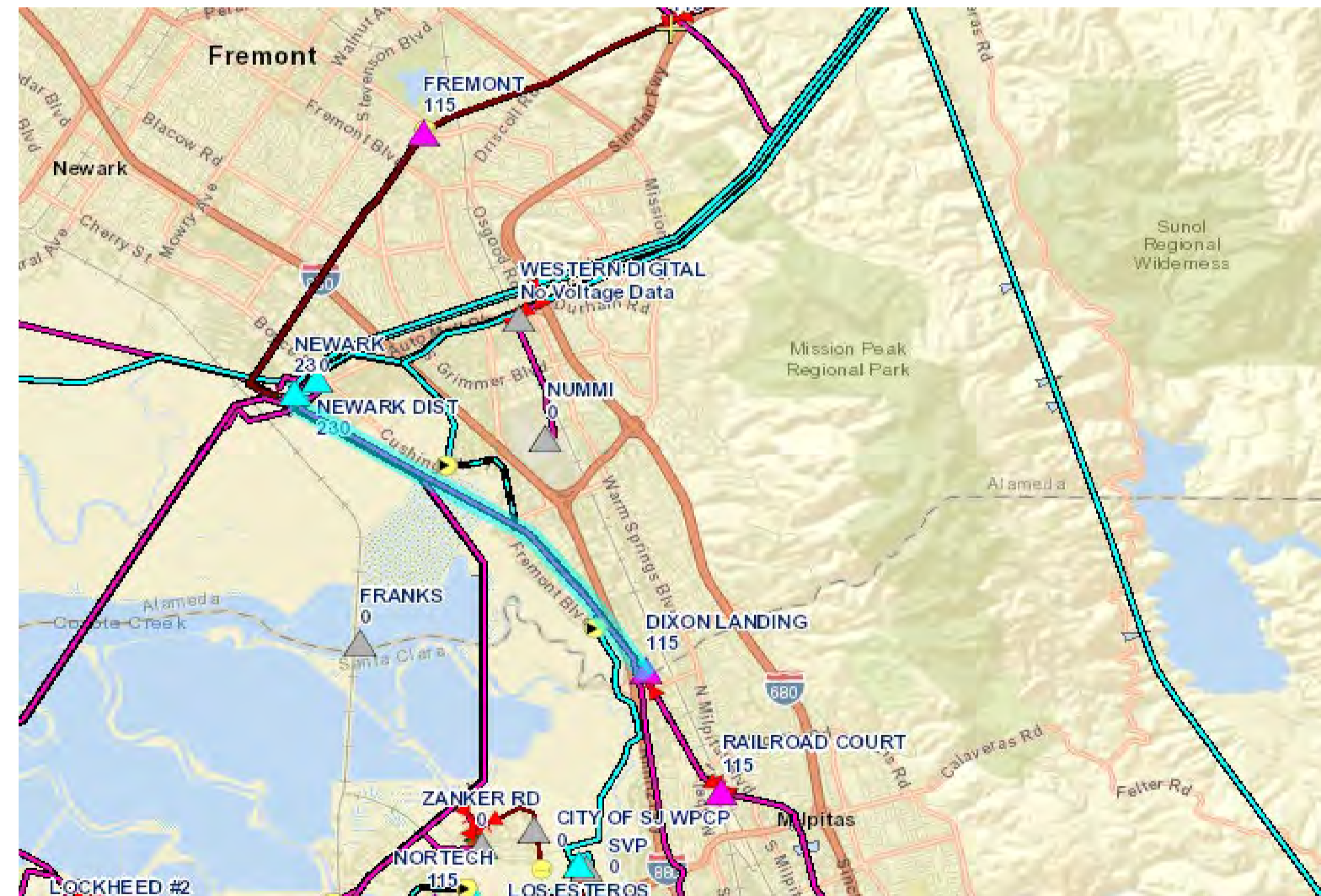
Project & Permitting Status Updates

Construction Start: 04/09/27
CPUC Date Filed: Expected 2027 Q2

Actual 2026	ITD	Projected 2026	2027	2028	2029	2030	2031	2032	EAC
\$292	\$1,637	\$16,412	\$53,547	\$38,408	\$20,563	\$1,233	\$0	-\$12	\$191,761
0%		9%	28%	20%	11%	1%	0%	0%	

Order Details

Project Name	Primary Purpose	Secondary Purpose	Transmission Voltage Level	Substation Voltage Level	Planning Order	MWC	In Service Date	Inception to Date	Estimated at Completion
MCKEE- PIERCY 115KV: SWIFT- METCALF UPGR	Reliability	Line Reconductoring	115	NA	5815001	60	12/26/2030	\$ 46	\$ 34,908
NEWARK-DIXON LANDING 10227_RECONDUCTOR	Reliability	Line Reconductoring	115	NA	5806850	60	12/27/2030	\$ 316	\$ 32,769
SWIFT-METCALF 10326_RECONDUCTOR	Reliability	Line Reconductoring	115	NA	5806849	60	12/26/2030	\$ 867	\$ 31,696
PIERCY-METCALF 10390_RECONDUCTOR	Reliability	Line Reconductoring	115	NA	5806848	60	12/26/2030	\$ 275	\$ 28,840
METCALF: METCALF-PIERCY 115KV LINE UPGRA	Reliability	Line Termination	NA	115 kV	5561389	61	5/23/2028	\$ 28	\$ 1,590
PIERCY: METCALF-PIERCY 115KV LINE UPGRA	Reliability	Line Termination	NA	115 kV	5561388	61	5/22/2028	\$ 31	\$ 15,032
SWIFT: SWIFT-METCALF 115 KV LINE UPGRA	Reliability	Line Termination	NA	115 kV	5561381	61	5/23/2028	\$ 19	\$ 11,594
NEWARK: NEWARK- DIXON LANDING 115 KV UPG	Reliability	Line Termination	NA	115 kV	5561380	61	5/23/2028	\$ 21	\$ 4,067
DIXON LANDING: NEWARK-DIXON LNDING 115KV	Reliability	Line Termination	NA	115 kV	5561379	61	5/22/2028	\$ 18	\$ 21,114
MCKEE: MCKEE-PIERCY 115KV LINE UPGRA	Reliability	Line Termination	NA	115 kV	5561358	61	5/23/2028	\$ 16	\$ 10,152



*Note: All dollar figures represented in the 000s

T.0004347 - Herndon - Bullard Nos. 1 and 2 115 kV RC

Project Details

County	Fresno
Year of BC Approval	TBD
CAISO Year	2018
CPUC Filing Type	NOC
CPUC Status	TBD
CPUC Status Year	TBD
Total Actuals to Date	\$ 671
Current Projected Cost	\$ 9,806
In Service Date	10/20/2027
Project Status	Engineering
Original In-Service Date	1/1/2021
Reason for Change in ISD	Prioritization

Actual 2026	ITD	Projected 2026	2027	2028	2029	2030	2031	2032	EAC
\$6	\$671	\$776	\$2	\$0	\$0	\$0	\$0	\$1	\$9,806
0%		8%	0%	0%	0%	0%	0%	0%	

Order Details

Project Name	Primary Purpose	Secondary Purpose	Transmission Voltage Level	Substation Voltage Level	Planning Order	MWC	In Service Date	Inception to Date	Estimated at Completion
BULLARD SUB: RECONDUCTOR 115KV LINE	Reliability	Line Termination	NA	115 kV	5787499	61	10/20/2027	\$ 120	\$ 1,672
PINEDALE SUB: RECONDUCTOR 115KV LINE	Reliability	Line Termination	NA	115 kV	5787498	61	9/9/2027	\$ 71	\$ 1,027
HERNDON - BULLARD NOS. 1 AND 2 115 KV RE	Reliability	Line Reconductoring	115	NA	5782638	60	9/9/2027	\$ 480	\$ 7,108

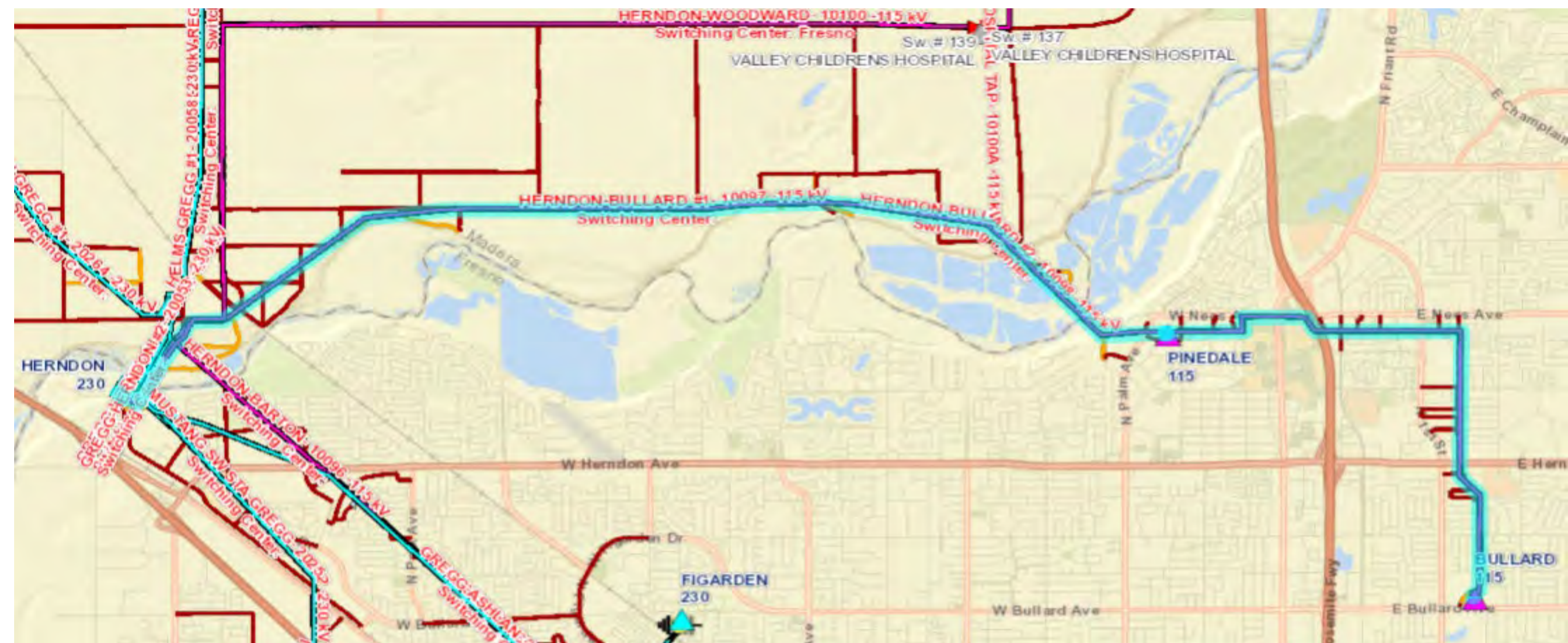
Project Description

This project proposes to reconductor roughly 8 circuit miles (4 miles of double circuit transmission line) between Pinedale Jct and Bullard Substation on the Herndon - Bullard Nos. 1 and 2 115 kV lines.

Entity Initiating Project: CAISO
Distribution Components: N/A

Project Need

This project will increase transmission capacity to serve customers in the Fresno County.



Project & Permitting Status Updates

Construction Start: 04/19/27
CPUC Date Filed: Expected 2027 Q2



*Note: All dollar figures represented in the 000s

T.0011037 - IGNACIO - MARE ISLAND TWR REPL PHASE 6

Project Details

County	Solano
Year of BC Approval	TBD
CAISO Year	N/A
CPUC Filing Type	NOC
CPUC Status	TBD
CPUC Status Year	TBD
Total Actuals to Date	\$ -
Current Projected Cost	\$ 40,000
In Service Date	12/31/2027
Project Status	Engineering
Original In-Service Date	TBD
Reason for Change in ISD	N/A

Actual 2026	ITD	Projected 2026	2027	2028	2029	2030	2031	2032	EAC
\$0	\$0	\$0	\$0	\$0	\$0	\$0	\$0	\$0	\$40,000
0%		0%	0%	0%	0%	0%	0%	0%	

Order Details

Project Name	Primary Purpose	Secondary Purpose	Transmission Voltage Level	Substation Voltage Level	Planning Order	MWC	In Service Date	Inception to Date	Estimated at Completion
IGNACIO - MARE ISLAND TWR REPL PHASE 6	Asset Condition	Replace Steel Poles	115	NA	5806103	70	12/31/2027	\$ -	\$ 40,000

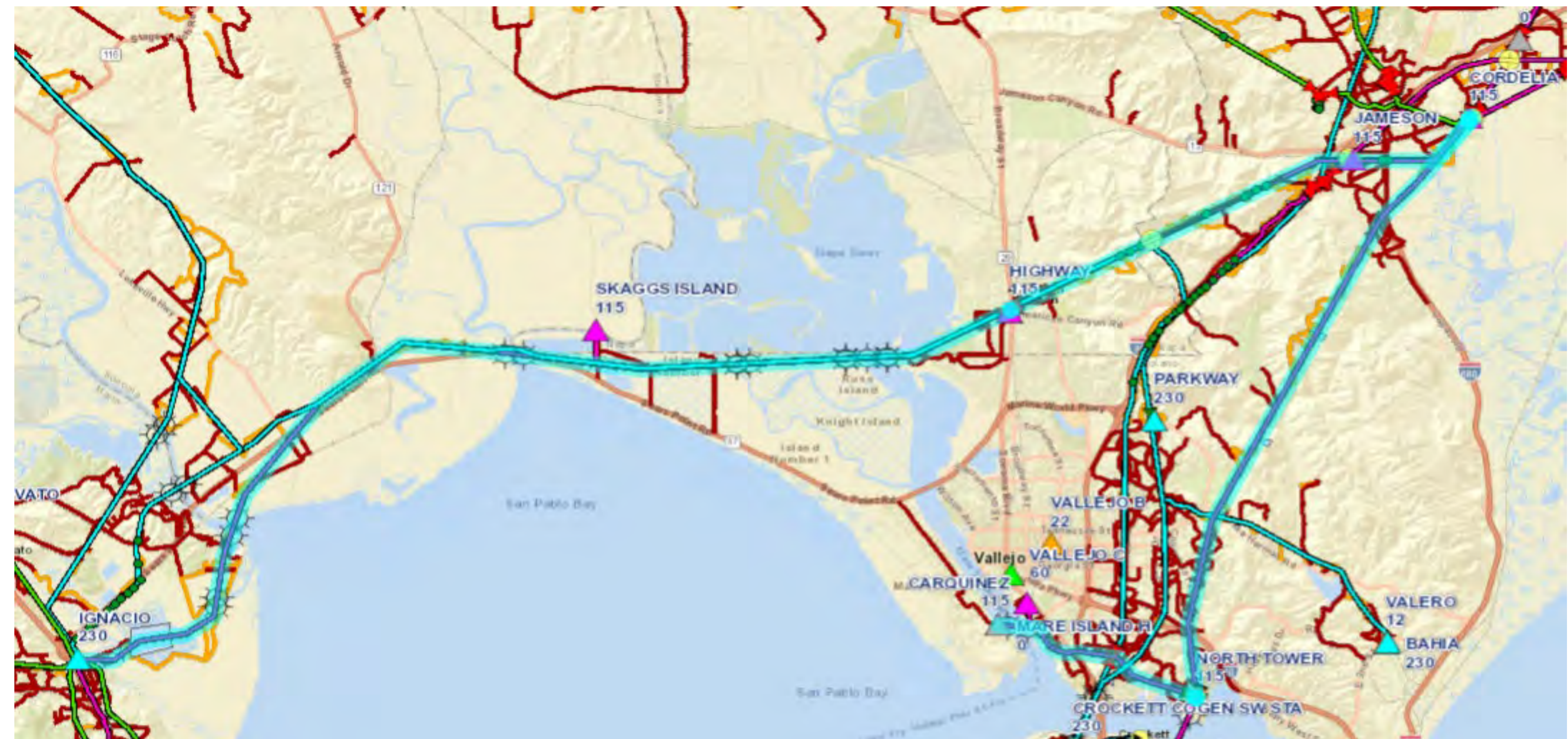
Project Description

Replace 34 deteriorated towers along the Ignacio-Mare Island #1 and #2 115 kV transmission line.

Entity Initiating Project: PG&E
Distribution Components: N/A

Project Need

The replacement of the 34 towers in the scope of this project will address NERC non-compliances from Ignacio Substation to Highway Substation and improve the overall safety and reliability of the system due to the condition of these towers.



Project & Permitting Status Updates

Construction Start: 10/1/27
CPUC Date Filed: Expected 2027 Q3

Formerly part of T.0007072 IGNACIO-MARE ISL 115KV (IGN SUB/HWY SUB)



*Note: All dollar figures represented in the 000s

T.0004832 - South Of Mesa Upgrade Project

Project Details

County	Santa Barbara
Year of BC Approval	TBD
CAISO Year	2019
CPUC Filing Type	NOC
CPUC Status	TBD
CPUC Status Year	TBD
Total Actuals to Date	\$ 1,513
Current Projected Cost	\$ 36,594
In Service Date	4/13/2029
Project Status	Engineering
Original In-Service Date	12/31/2023
Reason for Change in ISD	Prioritization

Actual 2026	ITD	Projected 2026	2027	2028	2029	2030	2031	2032	EAC
\$55	\$1,513	\$693	\$14,074	\$2,647	\$0	\$0	\$0	\$4	\$36,594
0%		2%	38%	7%	0%	0%	0%	0%	

Order Details

Project Name	Primary Purpose	Secondary Purpose	Transmission Voltage Level	Substation Voltage Level	Planning Order	MWC	In Service Date	Inception to Date	Estimated at Completion
SOUTH OF MESA UPGRADE - SISQUOC SUB	Reliability	Line Termination	NA	115 kV	5792241	61	7/2/2027	\$ 26	\$ 919
SOUTH OF MESA UPGRADE - SANTA YNEZ SS	Reliability	Line Termination	NA	115 kV	5792240	61	2/15/2028	\$ 74	\$ 7,307
SOUTH OF MESA: UPGRADE CABRILLO SUBSTATI	Reliability	Voltage Support	NA	115 kV	5785938	61	4/13/2029	\$ 354	\$ 14,237
SOUTH OF MESA - RECOND SISQ-S.YNEZ	Reliability	Line Reconductoring	115	NA	5785927	60	10/24/2028	\$ 1,059	\$ 14,131

Project Description

This project proposes to upgrade approximately 21.3 miles of conductor on the Sisquoc – Santa Ynez SW STA 115 kV Line, install 20 Mega Volt-ampere reactive (MVAR) shunt capacitors at Cabrillo Substation and install Remedial Action Scheme (RAS) (formerly known as Special Protection Scheme (SPS)) on the Sisquoc – Santa Ynez SW STA 115 kV Line.

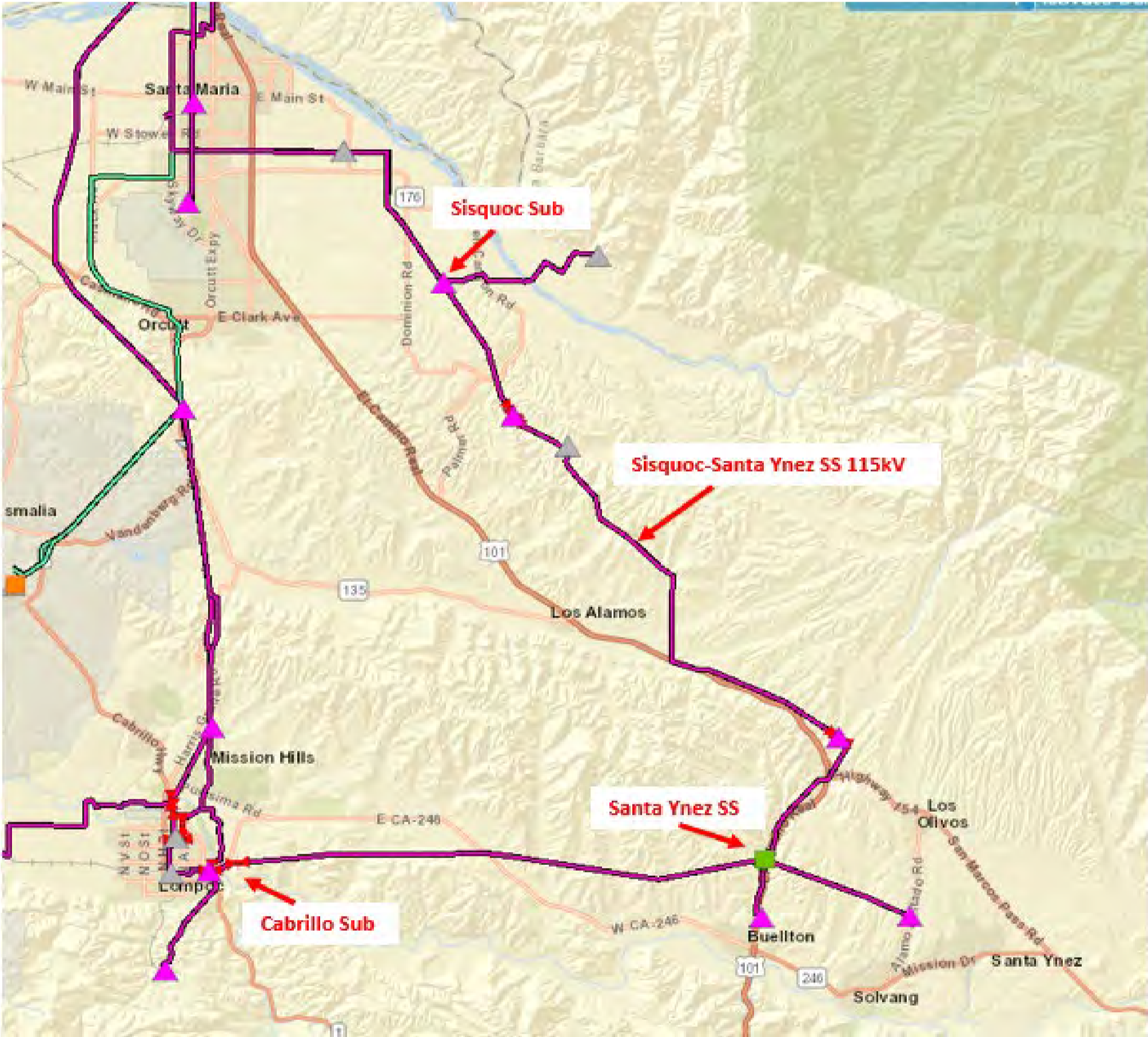
Entity Initiating Project: CAISO
 Distribution Components: N/A

Project Need

Completion of this project is needed to improve the electric transmission system reliability and operational flexibility in the Santa Barbara County.

Project & Permitting Status Updates

Construction Start: 01/25/27
 CPUC Date Filed: Expected 2027 Q3



*Note: All dollar figures represented in the 000s



T.0000157 - Oro Loma 70kV Reinforcement

Project Details

County	Fresno
Year of BC Approval	2025
CAISO Year	2011
CPUC Filing Type	NOC
CPUC Status	TBD
CPUC Status Year	TBD
Total Actuals to Date	\$ 9,358
Current Projected Cost	\$ 43,431
In Service Date	5/23/2028
Project Status	Engineering
Original In-Service Date	5/1/2015
Reason for Change in ISD	Prioritization

Actual 2026	ITD	Projected 2026	2027	2028	2029	2030	2031	2032	EAC
\$99	\$9,358	\$3,743	\$11,050	\$37	\$0	\$0	\$0	\$9	\$43,431
0%		9%	25%	0%	0%	0%	0%	0%	

Order Details

Project Name	Primary Purpose	Secondary Purpose	Transmission Voltage Level	Substation Voltage Level	Planning Order	MWC	In Service Date	Inception to Date	Estimated at Completion
SANTA NELLA SUB UPGRADES	Reliability	Line Termination	NA	70 kV	5813982	61	N/A	\$ 1	\$ 1
LOS BANOS SUB UPGRADES	Reliability	Line Termination	NA	70 kV	5777179	61	5/23/2028	\$ 2,735	\$ 4,843
MERCY SPRINGS - CANAL SS T-LINE RECONDUC	Reliability	Line Reconductoring	70	NA	5767240	60	12/30/2027	\$ 5,859	\$ 23,390
LOS BANOS-SANTA NELLA RECONDUCTOR	Reliability	Line Reconductoring	70	NA	5767204	60	5/23/2028	\$ 686	\$ 13,326
CANAL SUB UPGRADES	Reliability	Line Termination	NA	70 kV	5767200	61	12/29/2027	\$ 78	\$ 1,870

Project Description

Reconductor 2.4 miles of the Los Banos – Livingston Junction (Jct) – Canal 70kV Line and 10.8 miles of the Mercy Springs Switching Station (SW STA) – Canal – Oro Loma 70kV Line.

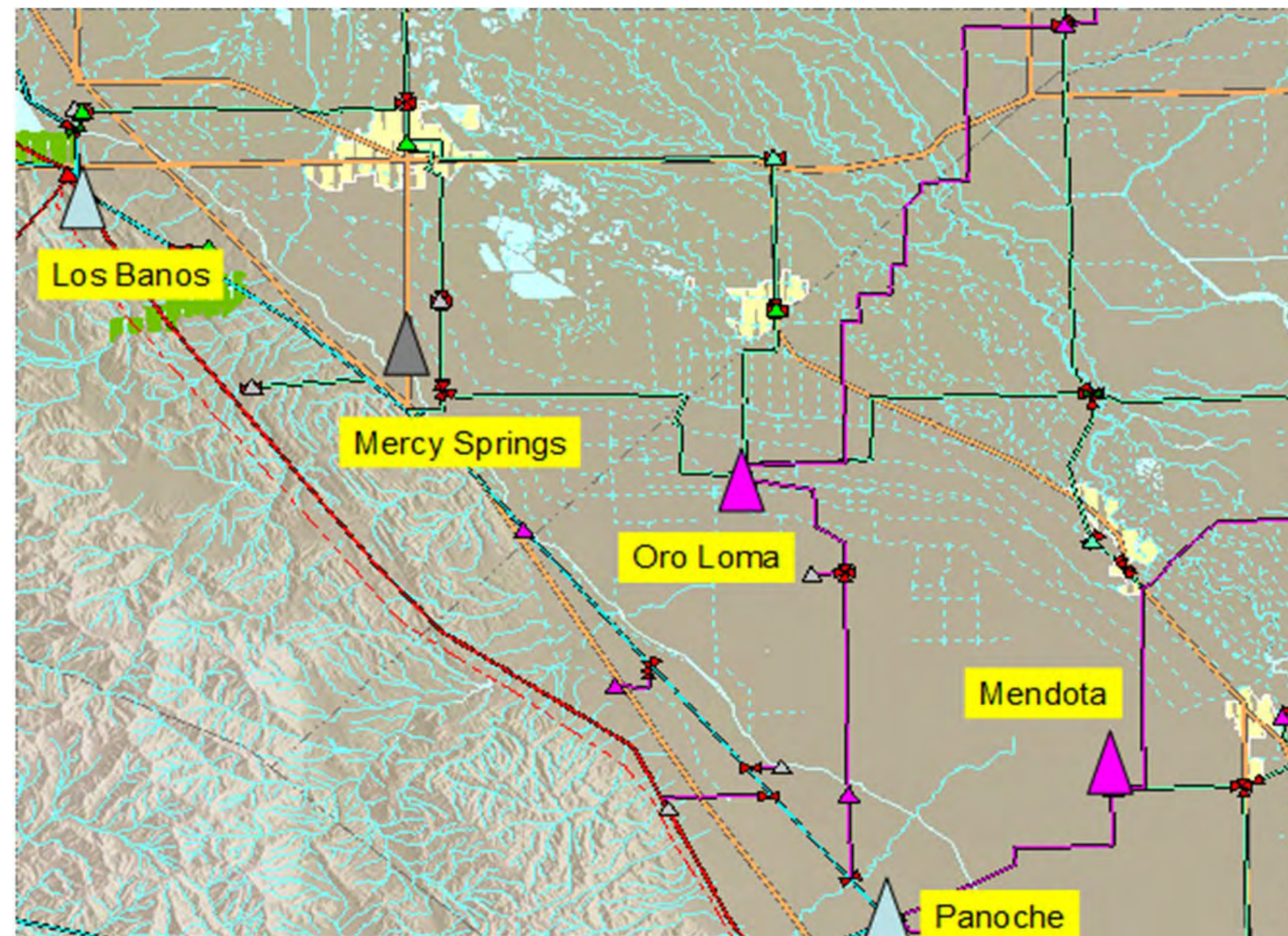
Entity Initiating Project: CAISO
Distribution Components: N/A

Project Need

This project proposes providing additional transmission capacity to serve electric customers in Merced County.

Project & Permitting Status Updates

Construction Start: 10/11/27
CPUC Date Filed: Expected 2027 Q3



*Note: All dollar figures represented in the 000s



T.0004113 - Midway-Temblor 115kV Recon & Voltage Sup

Project Details

County	Kern
Year of BC Approval	TBD
CAISO Year	2013
CPUC Filing Type	NOC
CPUC Status	TBD
CPUC Status Year	TBD
Total Actuals to Date	\$ 1,928
Current Projected Cost	\$ 53,660
In Service Date	11/12/2029
Project Status	Engineering
Original In-Service Date	5/1/2018
Reason for Change in ISD	Prioritization

Actual 2026	ITD	Projected 2026	2027	2028	2029	2030	2031	2032	EAC
\$94	\$1,928	\$3,187	\$19,580	\$6,732	\$3,200	\$22	\$0	\$8	\$53,660
0%		6%	36%	13%	6%	0%	0%	0%	

Order Details

Project Name	Primary Purpose	Secondary Purpose	Transmission Voltage Level	Substation Voltage Level	Planning Order	MWC	In Service Date	Inception to Date	Estimated at Completion
MIDWAY-TEMBLOR 115KV RECON ENGINEERING	Reliability	Line Reconductoring	115	NA	5813946	60	3/13/2028	\$ 99	\$ 8,914
MIDWAY-TEMBLOR 115KV VOLTAGE SUP SUBSTAT	Reliability	Voltage Support	NA	115 kV	5781146	61	11/12/2029	\$ 862	\$ 25,702
MIDWAY-TEMBLOR 115KV RECON T-LINE	Reliability	Line Reconductoring	115	NA	5781145	60	3/10/2028	\$ 966	\$ 19,045

Project Description

This project proposes to upgrade 14.5 miles of conductor and four (4) transmission switches (Nos. 137, 139, and 157) on the Midway – Temblor 115 kV Line, and install 39 MVAR shunt capacitors with 13 MVAR steps (a total of 3 steps), and convert existing 115kV bus at Temblor Substation to 5-element ring bus (expandable to 6-element in future).

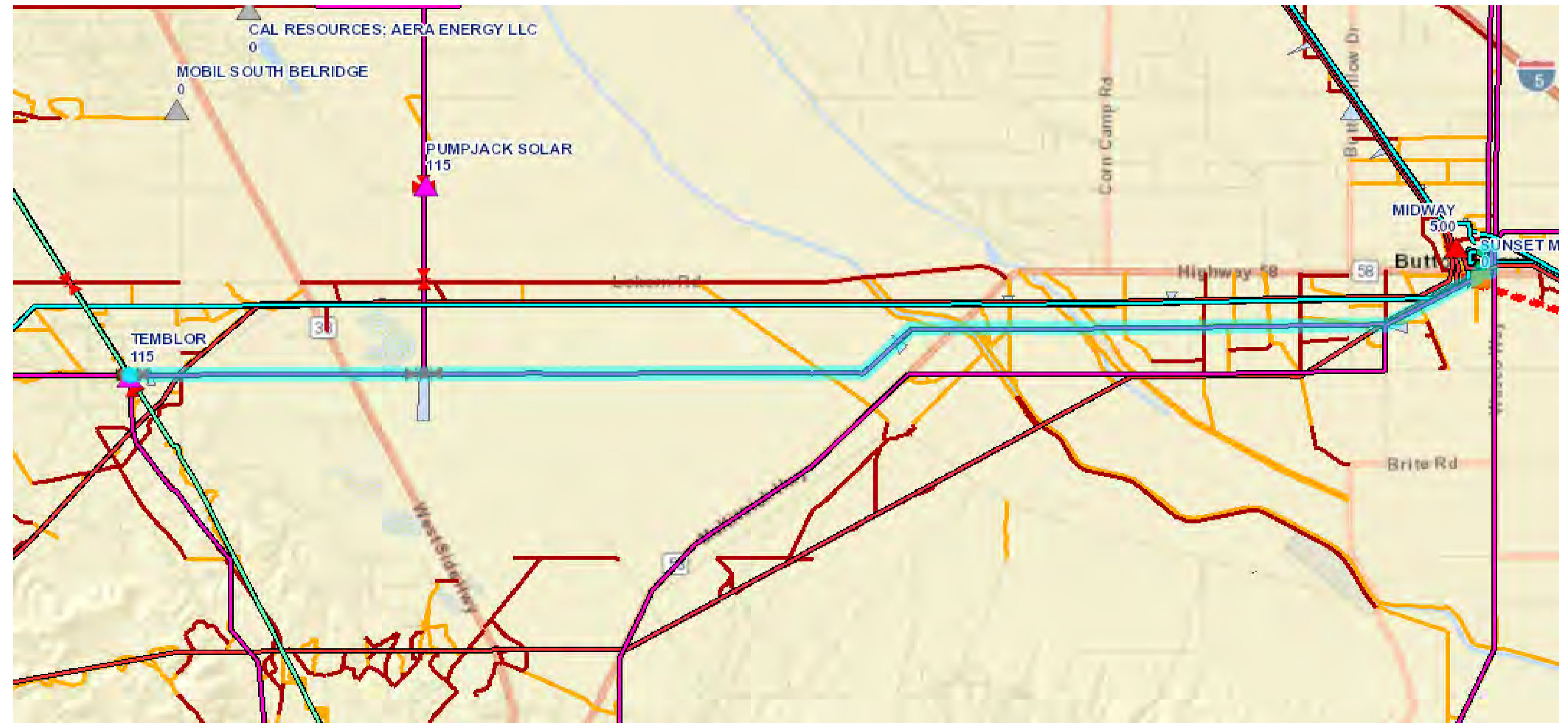
Entity Initiating Project: CAISO
Distribution Components: N/A

Project Need

This project will help reinforce the system in the area around PG&E's Temblor Substation in the southern portion of Kern Division to mitigate thermal overloads caused by significant projected load growth in the area.

Project & Permitting Status Updates

Construction Start: 10/18/27
CPUC Date Filed: Expected 2027 Q3



*Note: All dollar figures represented in the 000s

T.0000423 - TEMBLOR-SAN LUIS OBISPO 115KV NERC

Project Details

County	Kern
Year of BC Approval	2018
CAISO Year	NA
CPUC Filing Type	NOC
CPUC Status	TBD
CPUC Status Year	TBD
Total Actuals to Date	\$ 6,557
Current Projected Cost	\$ 47,433
In Service Date	2/15/2029
Project Status	Engineering
Original In-Service Date	11/7/2020
Reason for Change in ISD	Prioritization

Project Description

Replace single conductor on 38 miles, retension 8 spans, raise 8 towers via top cage extensions, install 3 interspersed Tubular Steel Poles, convert 6 suspension towers to dead-ends, replace 2 switches, and modify 64 tower foundations on the Temblor-San Luis Obispo 115kV line

Entity Initiating Project: PG&E
Distribution Components: N/A

Project Need

To comply with CPUC General Order 95 (GO-95) requirements.

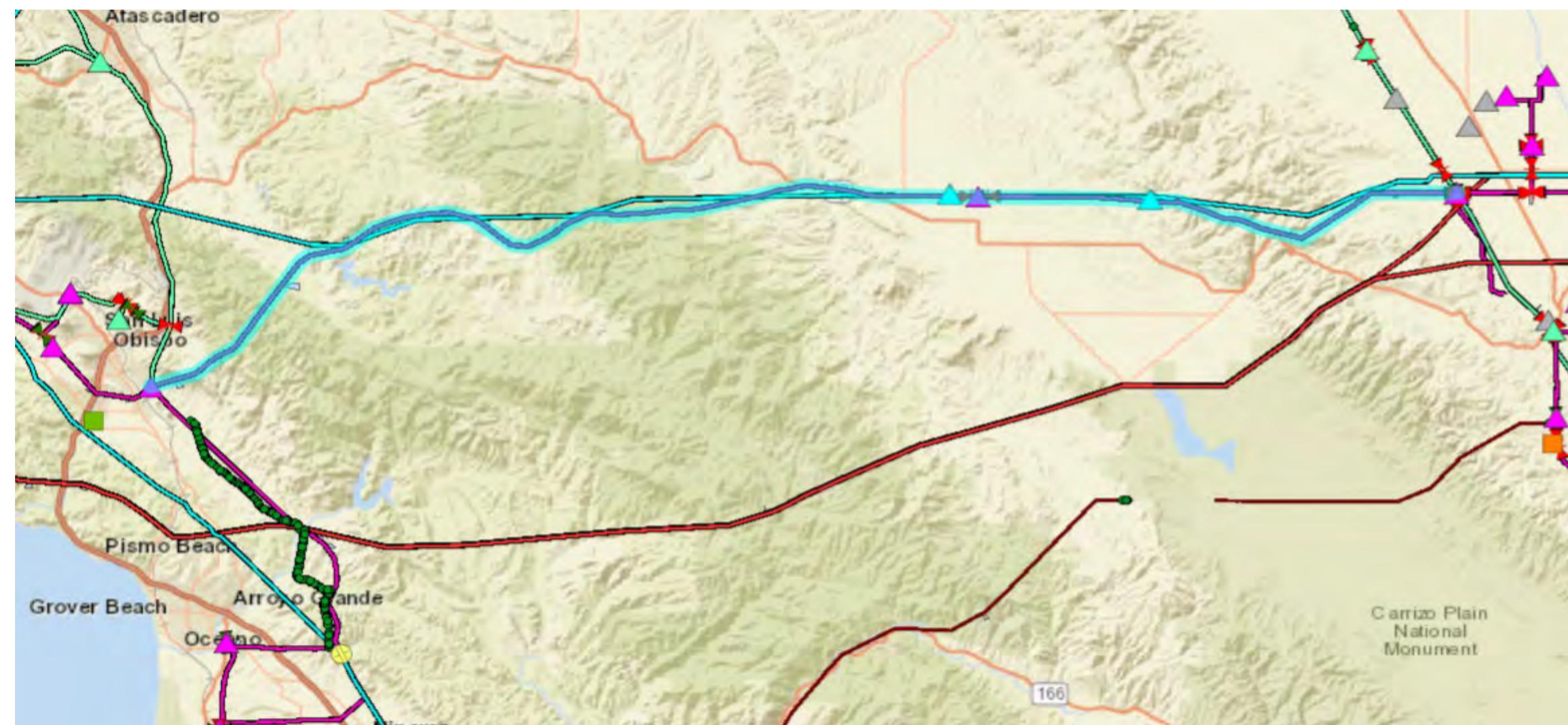
Project & Permitting Status Updates

Construction Start: 02/03/28
CPUC Date Filed: Expected 2027 Q3

Actual 2026	ITD	Projected 2026	2027	2028	2029	2030	2031	2032	EAC
\$55	\$6,557	\$1,611	\$33,861	\$3,807	\$0	\$0	\$0	-\$13	\$47,433
0%		3%	71%	8%	0%	0%	0%	0%	

Order Details

Project Name	Primary Purpose	Secondary Purpose	Transmission Voltage Level	Substation Voltage Level	Planning Order	MWC	In Service Date	Inception to Date	Estimated at Completion
TEMBLOR-SAN LUIS OBISPO 115KV NERC	Asset Condition	NERC Compliance - GO 95	115	NA	5750606	93	2/15/2029	\$ 6,557	\$ 47,433



Import Image from GIS



*Note: All dollar figures represented in the 000s

T.0009189 - New Collinsville 500kV Sub Connection Pr

Project Details

County	Alameda
Year of BC Approval	2025
CAISO Year	2022
CPUC Filing Type	NOC
CPUC Status	TBD
CPUC Status Year	TBD
Total Actuals to Date	\$ 6,169
Current Projected Cost	\$ 114,718
In Service Date	5/30/2028
Project Status	Engineering
Original In-Service Date	1/1/2028
Reason for Change in ISD	NA

Actual 2026	ITD	Projected 2026	2027	2028	2029	2030	2031	2032	EAC
\$243	\$6,169	\$16,145	\$30,793	\$3,942	\$0	\$0	\$0	\$17	\$114,718
0%		14%	27%	3%	0%	0%	0%	0%	

Order Details

Project Name	Primary Purpose	Secondary Purpose	Transmission Voltage Level	Substation Voltage Level	Planning Order	MWC	In Service Date	Inception to Date	Estimated at Completion
LOOP VACA DIXON-TESLA IN COLLINSVILLE	Policy	T-Line Capacity	500	NA	5804858	60	5/30/2028	\$ 2,149	\$ 42,092
PITTSBURG CONNECT 2 230 & INST BUS REAC	Policy	Voltage Support	NA	230 kV	5804803	61	5/26/2028	\$ 2,606	\$ 28,890
TESLA UPGRADE SYSTEM PROTECTION	Policy	Substation Reliability	NA	500 kV	5804802	61	5/30/2028	\$ 480	\$ 8,155
VACADIXON SUB 500KV SERIES CP BK2 MOD	Policy	Voltage Support	NA	500 kV	5804724	61	5/30/2028	\$ 934	\$ 35,581

Project Description

- The proposed PG&E scope of work for the project includes:
- Loop the Vaca Dixon – Tesla 500kV line into the new 500kV Collinsville substation and build the associated transmission line.
 - Modify Vaca Dixon 500kV Series Capacitor Bank 2 reactance to maintain 500kV line compensation and upgrade 500kV line protection.
 - Connect two 230kV lines to Pittsburg 230kV bus in separate bus sections and install 115kV bus reactors in bus sections D&E.

Entity Initiating Project: CAISO
Distribution Components: N/A

Project Need

This project will support connection of a new 500kV substation between Vaca Dixon and Tesla Substations to the PG&E electric system. The new 500kV substation (named Collinsville), to be installed by the third-party entity (LS Power), is needed to address a number of identified transmission constraints and provide an additional supply from the 500kV system into the northern Greater Bay Area, to increase reliability to the area and advance additional renewable generation in the northern area. This project will support LS Power's new 500kV substation connection to the PG&E transmission system.

Project & Permitting Status Updates

Construction Start: 06/01/27
CPUC Date Filed: Expected 2027 Q4



*Note: All dollar figures represented in the 000s