

# Resource Tracking Data

Data current as of May 2025



California Public  
Utilities Commission



# Notes on Resource Tracking Data

- **Notes on Online MWs data**

- All data are derived from CAISO [Master Generating Capability List](#), and CPUC [NQC Lists](#) with online dates between **Jan 1, 2020 – June 2, 2025**
- Nameplate Capacity is shown as “Net Dependable Capacity” in the CAISO Master Generating List file.
- Data shown excludes imports, except where specified.
- NQC values are “Estimated September NQC” and subject to change based on counting rules or changes to resource configurations.
- Data showing “Number of Projects” is derived by counting each unique CAISO resource ID as a project.
- “Natural Gas” includes Alamitos Unit 7 (675 MW) and Huntington Beach (674 MW), online in Feb 2020.

- **Notes on Expected New MWs**

- All data are from LSE self-reported contracting for projects expected to come online between 2025 and 2028.
- Data are subject to change as the CPUC gets updated information from LSEs, IOU interconnection departments, developers and others.
- CPUC staff continue to refine the data included herein. Data in this presentation are current up until March 2025 and any subsequent postings will supersede prior postings.
- **Data included here are only the projects under contract to CPUC jurisdictional LSEs, and do not include all resources being developed in the state nor the CAISO footprint.**

- **Notes on Differences between Resource Tracking Data and IRP Compliance**

- Due to numerous differences, such as varied baselines and resource eligibility for compliance, data on New MW Online plus New MW Expected do not exactly match progress towards IRP compliance orders. For information on compliance with IRP Procurement orders, see compliance updates at [IRP Procurement Track \(ca.gov\)](#).

- **Notes on Updates and Questions**

- For the most up-to-date data publicly available, please visit the CPUC's Summer Reliability page.
- For any questions about the data, please contact [irpdatarequest@cpuc.ca.gov](mailto:irpdatarequest@cpuc.ca.gov)

# Part 1: New MW Online

- New Resources Online from 1/1/2020 to 6/2/2025
  - By Nameplate, NQC, and Number of Projects
- New Resources Online by Year and Resource Type
  - By Nameplate and NQC
- New IRP Procurement Resources Online by Year and Resource Type
  - By Nameplate and NQC

Data includes projects online  
as of June 2, 2025

# New MWs - Key Takeaways

## Total New MW Online between 1/1/2020 - 6/2/2025

	Nameplate Capacity (MW)	Estimated Sept. Net Qualifying Capacity (NQC) MW	Number of Projects by Resource IDs
New SB100 Resources, IN-CAISO	22,985	14,849	348
New Resources, IN-CAISO (includes Natural Gas)	24,524	16,336	365
<b>Total New Reliability Resources, including Imports</b>	<b>26,557</b>	<b>17,397</b>	<b>381</b>

**Note:** SB100 resources include all eligible renewable energy resources and zero-carbon resources for compliance with California's SB 100 clean energy targets.

## Total Storage Online (all time)

	Nameplate Capacity (MW)	Estimated Sept. Net Qualifying Capacity (NQC) MW	Number of Projects by Resource IDs
<b>Battery Energy Storage Systems (BESS) Projects (Including Standalone BESS &amp; Hybrids)</b>	<b>12,954</b>	<b>11,817</b>	<b>196 (incl. 30 hybrids)</b>

**Note:** MW only include storage portion of hybrids. Includes CAISO imports.

# New Energy Resources Online

Data includes projects online  
as of June 2, 2025

## New Resources Additions, January 1, 2020 – June 2, 2025, Cumulative

Technology Type	Nameplate Capacity MW	Estimated Sept. Net Qualifying Capacity (NQC) MW	Number of Projects
STORAGE	11,556	10,488	155
SOLAR	8,039	2,486	130
HYBRID (STORAGE/SOLAR)	2,165	1,583	28
WIND	1,145	260	23
GEOHERMAL	41	31	1
BIOGAS, BIOMAS, HYDRO	39	0	11
<b>Subtotal Total New SB100 Resources, IN-CAISO</b>	<b>22,985</b>	<b>14,849</b>	<b>348</b>
NATURAL GAS, incl. Alamitos & Huntington Beach	1,539	1,487	17
<b>Total New Resources, IN-CAISO</b>	<b>24,524</b>	<b>16,336</b>	<b>365</b>
New Imports, Pseudo-Tie or Dynamically Scheduled	2,033	1,061	16
<b>Total New Resources, including Imports</b>	<b>26,557</b>	<b>17,397</b>	<b>381</b>

### Notes:

All data shown derived from CAISO [Master Generating Capability List](#), and CPUC [NQC Lists](#).

Nameplate Capacity is shown as "Net Dependable Capacity" in the CAISO Master Generating List file. Data shown excludes imports, except where specified. All NQC values are "September NQC" and subject to change based on counting rules and additions to monthly CPUC NQC Lists. "Project" is defined as a unique CAISO resource ID. "Natural Gas" includes Alamitos Unit 7 (675 MW) and Huntington Beach (674 MW) added in Feb 2020. SB100 resources include all eligible renewable energy resources and zero-carbon resources for compliance with California's SB 100 clean energy targets.

# New MWs Online - Nameplate

## By Year and Resource Type

Data includes projects online  
as of June 2, 2025

Technology Type	2020	2021	2022	2023	2024	2025	Total MW	# Projects
SOLAR	1,300	1,048	913	2,482	2,227	70	8,039	130
STORAGE	101	1,703	1,907	2,528	3,553	1763	11,556	155
HYBRID (SOLAR + STORAGE)	0	26	890	354	503	392	2,165	28
WIND	16	304	367	171	260	27	1,145	23
GEOTHERMAL	0	0	0	0	41	0	41	1
HYDRO	26	0	0	0	0	0	26	4
BIOMASS	0	2	3	3	0.5	0	8	4
BIOGAS	1	0	2	3	0	0	6	3
<b>Subtotal Total New SB100 Resources, IN-CAISO</b>	<b>1,444</b>	<b>3,083</b>	<b>4,082</b>	<b>5,542</b>	<b>6,584</b>	<b>2,252</b>	<b>22,985</b>	<b>348</b>
NATURAL GAS, incl. Alamitos & Huntington Beach	1,448	17	12	0	63	0	1,539	17
<b>Total New Resources, IN-CAISO</b>	<b>2,892</b>	<b>3,100</b>	<b>4,094</b>	<b>5,542</b>	<b>6,647</b>	<b>2,252</b>	<b>24,524</b>	<b>365</b>
New Imports, Pseudo-Tie or Dynamically Scheduled	695	807	49	50	282	150	2,033	16
<b>Total New Resources, including Imports</b>	<b>3,587</b>	<b>3,907</b>	<b>4,143</b>	<b>5,592</b>	<b>6,929</b>	<b>2,402</b>	<b>26,557</b>	<b>381</b>

# New MWs Online - Sept NQC

## By Year and Resource Type

Data includes projects online  
as of June 2, 2025

Technology Type	2020	2021	2022	2023	2024	2025*	Total MW	# Projects
SOLAR	490	436	327	655	561	17	2,486	130
STORAGE	100	1,612	1,906	2,448	3,474	949	10,488	155
HYBRID (SOLAR + STORAGE)	0	15	668	253	331	315	1,583	28
WIND	3	65	80	38	63	12	260	23
GEOTHERMAL	0	0	0	0	31	0	31	1
HYDRO	0	0	0	0	0	0	0	4
BIOMASS	0	0	0	0	0	0	0	4
BIOGAS	0	0	0	0	0	0	0	3
<b>Subtotal Total New SB100 Resources, IN-CAISO</b>	<b>593</b>	<b>2,128</b>	<b>2,981</b>	<b>3,394</b>	<b>4,460</b>	<b>1,293</b>	<b>14,849</b>	<b>348</b>
NATURAL GAS, incl. Alamitos & Huntington Beach	1,448	15	11	0	13	0	1,487	17
<b>Total New Resources, IN-CAISO</b>	<b>2,038</b>	<b>2,143</b>	<b>2,992</b>	<b>3,394</b>	<b>4,473</b>	<b>1,293</b>	<b>16,336</b>	<b>365</b>
New Imports, Pseudo-Tie or Dynamically Scheduled	390	387	33	50	201	0	1,061	16
<b>Total New Resources, including Imports</b>	<b>2431</b>	<b>2,530</b>	<b>3,025</b>	<b>3,444</b>	<b>4,673</b>	<b>1,293</b>	<b>17,397</b>	<b>381</b>

# New MWs Online

## May 2025 Additions

Data includes projects online as of June 2, 2025

Technology Type	Nameplate Capacity MW	Estimated Sept. Net Qualifying Capacity (NQC) MW	# Projects
STORAGE	539	0*	7
HYBRID	174	156*	2
<b>Total New Resources, IN-CAISO</b>	<b>713</b>	<b>156*</b>	<b>9</b>
New Imports, Pseudo-Tie or Dynamically Scheduled	0	0	-
<b>Total New Resources, including Imports</b>	<b>713</b>	<b>156*</b>	<b>9</b>

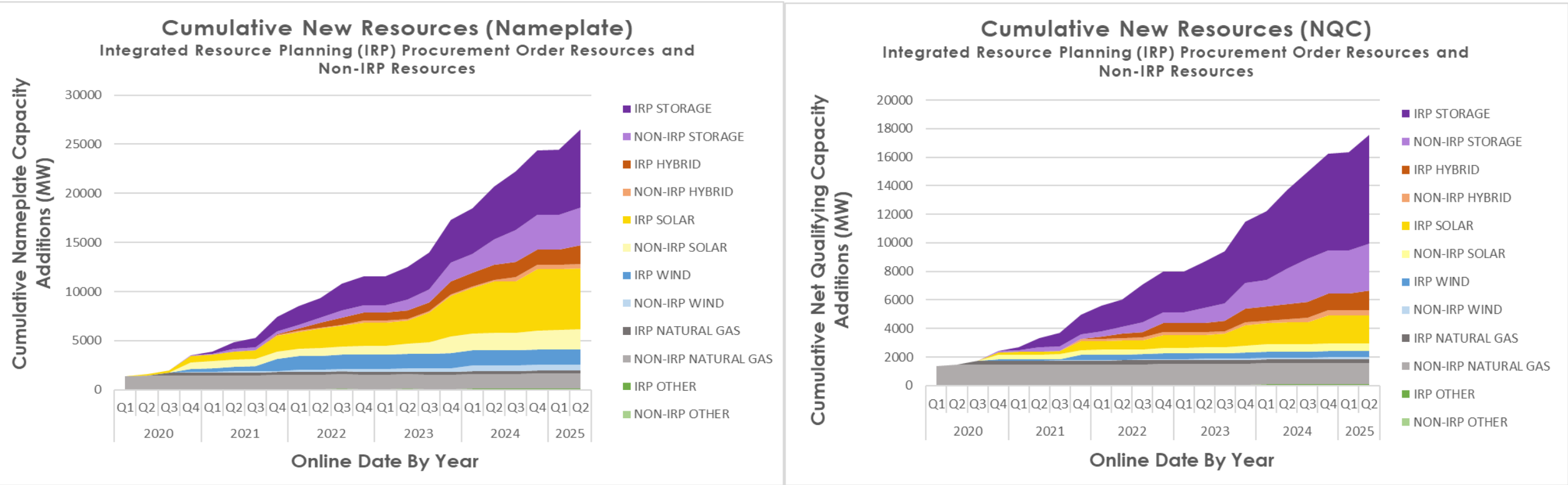
## IRP Procurement

Technology Type	Nameplate Capacity MW	Estimated Sept. Net Qualifying Capacity (NQC) MW	# Projects
STORAGE	440	0*	5
HYBRID	174	156*	2
<b>Total New IRP Procurement</b>	<b>614</b>	<b>156*</b>	<b>7</b>



# Total New Procurement By Year and Resource Type

Data includes projects online  
as of June 2, 2025

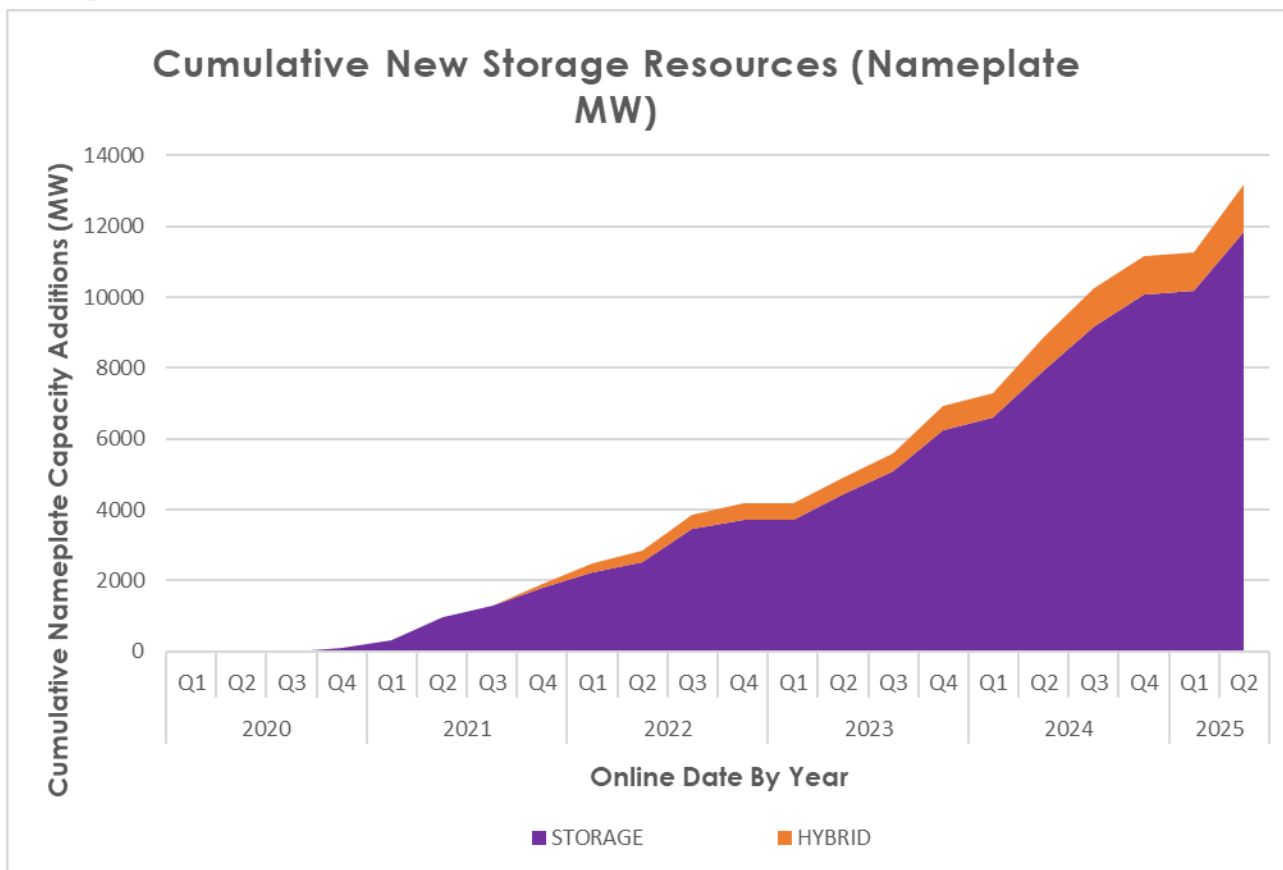


**Note:** Data shown here shows a snapshot of new resources added to the CAISO grid Q12020 – Q2 2025, including specified CAISO imports. "Other" resources include geothermal, biomass, biogas, and hydropower. Hybrids include some storage, and some other (usually solar) technology. "IRP Procurement Order Resources" refer to resources claimed for compliance with IRP Procurement Orders; "Non-IRP Resources" include resources that are not counting towards IRP Procurement order compliance, which occurs for a variety of reasons such as the resource was in development prior to IRP orders, the resource is energy-only, the resource is not under contract to a CPUC jurisdictional entity, etc.

**NQC** = Net qualifying capacity (NQC) and represents the amount the resource contributes to reliability; NQC can vary over time, and for each month of the year; the values shown are indicative of September NQC values for the resources.

# Total Storage Online By Year

Data includes projects online  
as of June 2, 2025



**Note:** Data shown here shows a snapshot of new resources added to the CAISO grid Q1 2020 – Q2 2025, including specified CAISO imports. Hybrids include some storage, and some other (usually solar) technology. MW shown here only include the storage portion of hybrids.

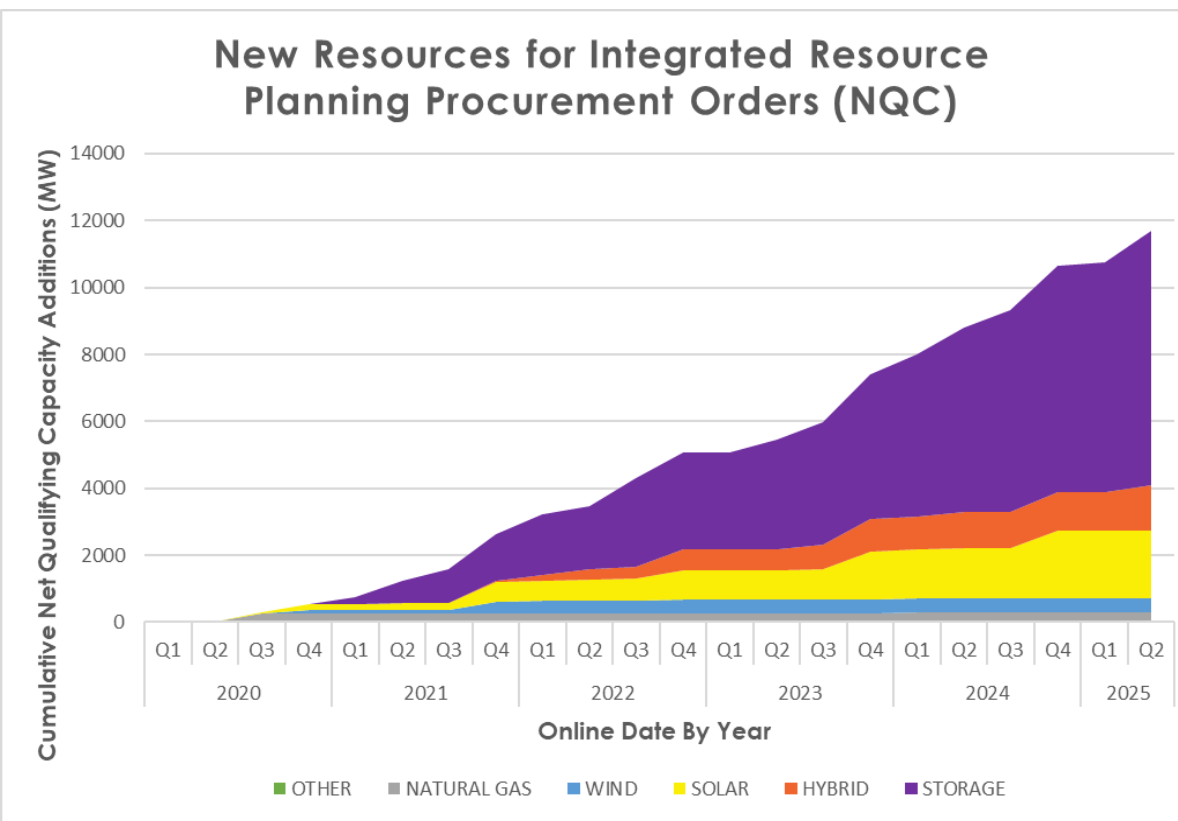
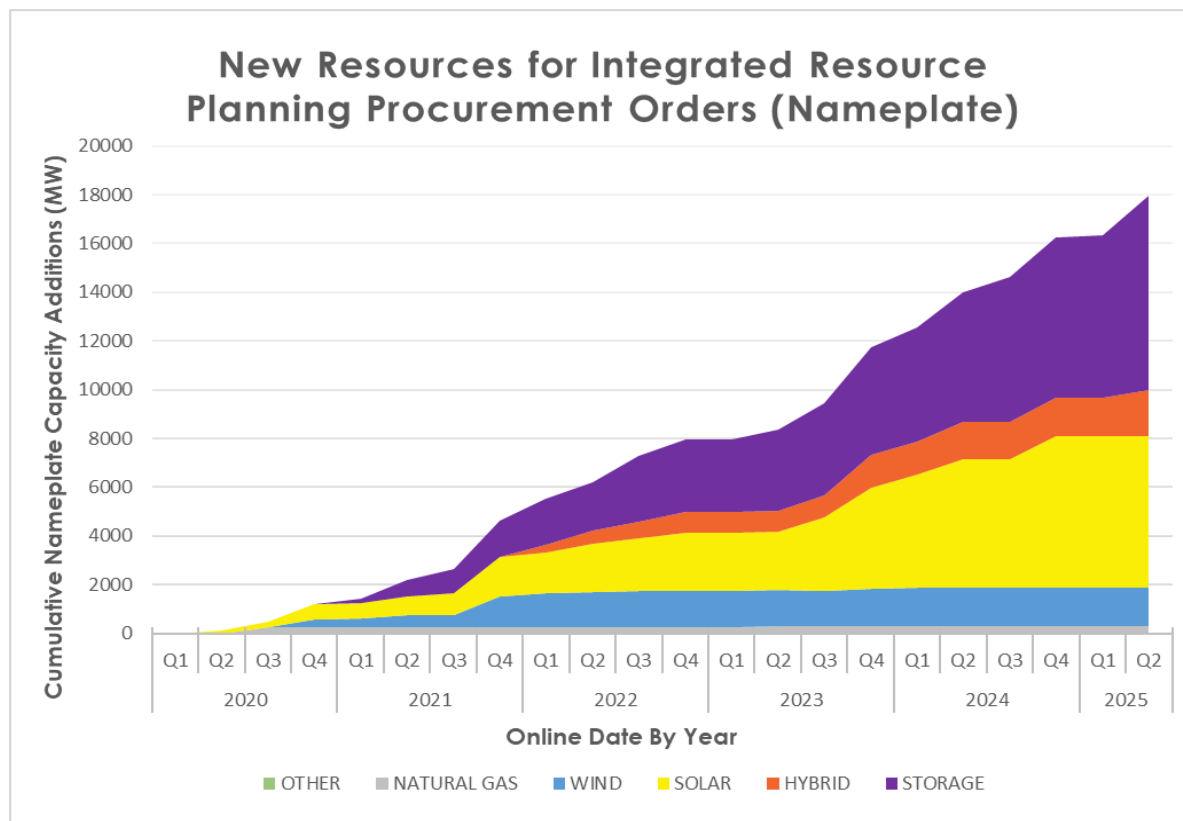
- **Installed to date:** Roughly 13,000 MW of storage nameplate capacity is online serving the grid as of May 2025, including imports.
  - Includes ~150 MW of storage added prior to 2020
  - Includes standalone battery storage and the storage component of hybrid resources
- **Expected future installs:** Over 14,000 MW nameplate capacity of additional storage resources are under contract and expected to come online by 2028.

# Part 2: Integrated Resource Planning Compliance

- New IRP Procurement MW by Year and Resource Type- Nameplate
- New IRP Procurement MW by Year and Resource Type – NQC

# New IRP Procurement By Year and Resource Type

Data includes projects online  
as of June 2, 2025



**Note:** Data shown here shows a snapshot of new resources added to the CAISO grid Q1 2020 – Q2 2025 for compliance with Integrated Resource Planning (IRP) procurement orders, including specified CAISO imports. "Other" resources includes geothermal, biomass, biogas, and hydropower. Hybrids include some storage, and some other (usually solar). Additional resources have come online for other reasons in this time period but are not included in these figures. See: [IRP Procurement Track \(ca.gov\)](https://www.caiso.com/irp) for more information about IRP Procurement Order Compliance.

# Part 3: Expected New MWs based on LSE Contracts to date

- Expected New MW by Year and Resource Type- Nameplate
- Expected New MW by Year and Resource Type – NQC
- Total New Energy Resources Online and Under Contract - Nameplate

# New MWs Expected - Nameplate

## By Year and Resource Type, including imports

Data includes projects expected/under contract as of May 8, 2025

Resource Type	2025	2026	2027	2028	Total
<b>Solar</b>	636	1,420	327	150	<b>2,533</b>
<b>Battery Storage</b>	2,781	3,475	3,713	940	<b>10,909</b>
<b>Paired/Hybrid</b>	665	1,264	1,271	120	<b>3,320</b>
<b>Wind</b>	51	1,705	-	18	<b>1,774</b>
<b>Geothermal</b>	10	142	159	454	<b>765</b>
<b>Biomass/Biogas</b>	10	-	-	-	<b>10</b>
<b>Totals</b>	<b>4,153</b>	<b>8,007</b>	<b>5,469</b>	<b>1,682</b>	<b>19,310</b>

- Over 19,000 MW nameplate of future contracts are executed to meet CPUC's procurement order obligations.
- Majority of new resource MWs are expected to be battery storage.
- Other types of resources are eligible to meet orders and may be contracted in the future.

# New MWs Expected - NQC

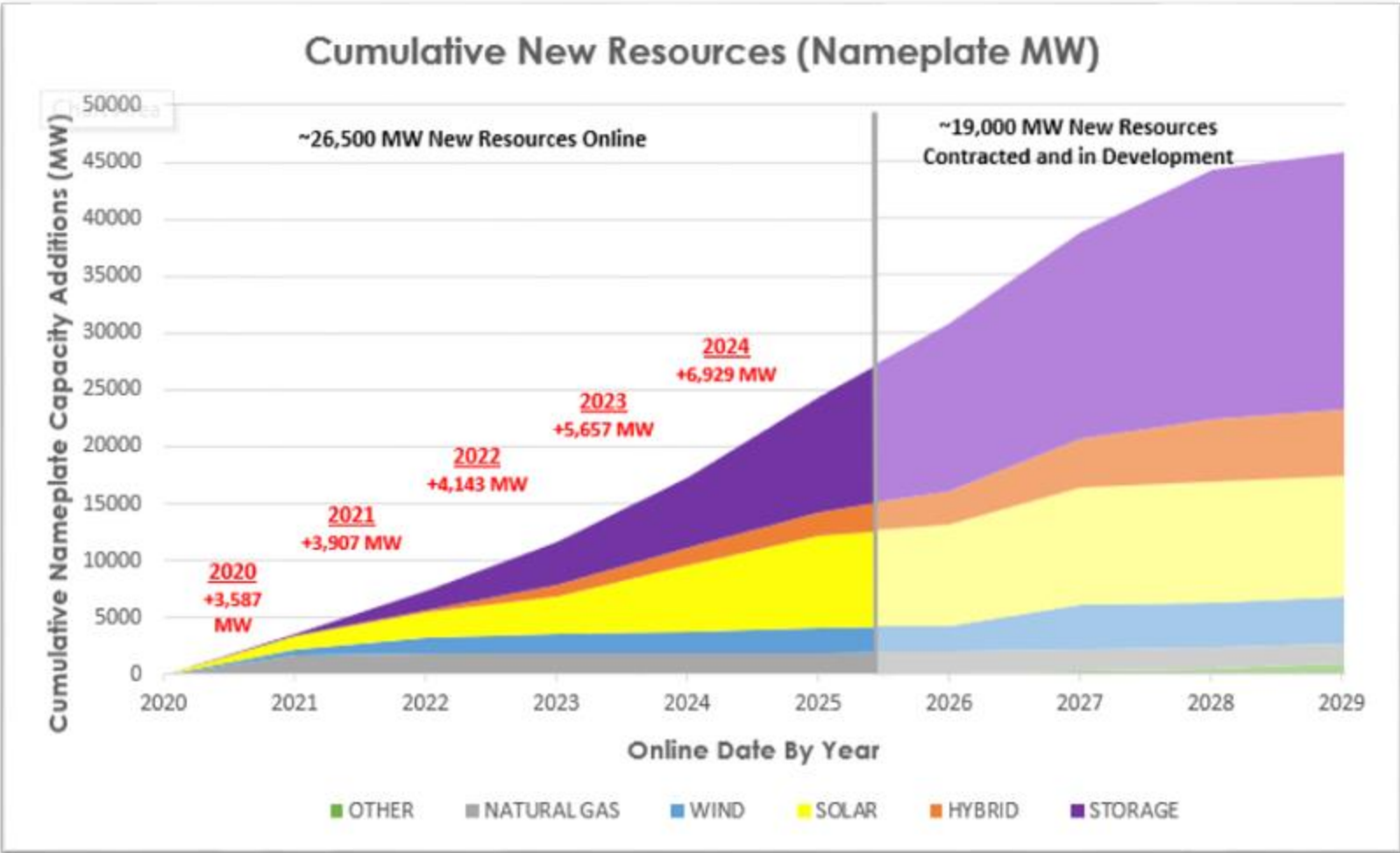
## By Year and Resource Type, including imports

Data includes projects expected/under contract as of May 8, 2025

Resource Type	2025	2026	2027	2028	Total
<b>Solar</b>	270	261	155	-	<b>686</b>
<b>Battery Storage</b>	2,483	3,316	3,323	895	<b>10,017</b>
<b>Paired/Hybrid</b>	497	925	856	33	<b>2,311</b>
<b>Wind</b>	16	482	-	4	<b>502</b>
<b>Geothermal</b>	9	139	155	446	<b>748</b>
<b>Biomass/Biogas</b>	10	-	-	-	<b>10</b>
<b>Totals</b>	<b>3,285</b>	<b>5,123</b>	<b>4,489</b>	<b>1,378</b>	<b>14,274</b>

- Over 14,000 MW NQC of future contracts are executed to meet CPUC's procurement order obligations.
- Majority of new resource MWs are expected to be battery storage.
- Other types of resources are eligible to meet orders and may be contracted in the future.

# Total New Energy Resources Online and Under Contract



**Note:** Data shown here shows a snapshot of new resources added to CAISO grid Q12020 – Q2 2025, including specified CAISO imports. Also shown is a projection of future new resources based on contracts in place by May 2025. "Other" resources includes geothermal, biomass, biogas, and hydropower.



# Links to Other Key References on New Resource Development

# References to Related Information

- (1) Tracking Energy Development Task Force – [Tracking Energy Development \(ca.gov\)](#)
- (2) Joint Agency Reliability Planning Assessments – pursuant to SB 846
  - [May 2024 Report](#)
  - [August 2024 Report](#)
  - [March 2025 Report](#)
  - [May 2025 Report](#)
- (3) California Energy Commission's Energy Almanac - [Energy Almanac \(ca.gov\)](#)
- (4) CAISO Key Energy Statistics: [Media resources | California ISO \(caiso.com\)](#)
- (5) Overview of CPUC IRP Procurement Orders – [IRP Procurement Track \(ca.gov\)](#)
- (6) Overview of CPUC Jurisdictional LSE Procurement in Compliance with IRP Procurement Orders
  - [Procurement in Compliance with D.19-11-016 and Mid Term Reliability \(D.21-06-035\) per December 1, 2023](#), 10/9/2024
  - [Procurement in Compliance with D.19-11-016 and Mid Term Reliability \(D.21-06-035\) per August 1, 2023](#), 4/22/2024
  - [Procurement in Compliance with D.19-11-016 and Mid Term Reliability \(D.21-06-035\) per February 1, 2023](#), 11/2/2023
  - [Procurement in Compliance with D.19-11-016 per August 1, 2022 Filings](#), 2/13/2023
  - [Procurement in Compliance with D.19-11-016 per February 1, 2022 Filings](#), 7/22/2022
  - [Procurement in Compliance with D.19-11-016 per February 1, 2021 Filings](#), 8/23/2021

For any questions about the data, please contact [irpdatarequest@cpuc.ca.gov](mailto:irpdatarequest@cpuc.ca.gov)