



GENERAL ORDER (GO) 156 REPORT

30 Years of Supplier Diversity and Year 2017 Utilities Procurement of Goods, Services and Fuel from Women-, Minority-, Disabled Veteran-, and LGBT-owned Business Enterprises

Stephanie Green
Supplier Diversity Manager
California Public Utilities
Commission

OCTOBER 4, 2018





GO 156 Historical Highlights

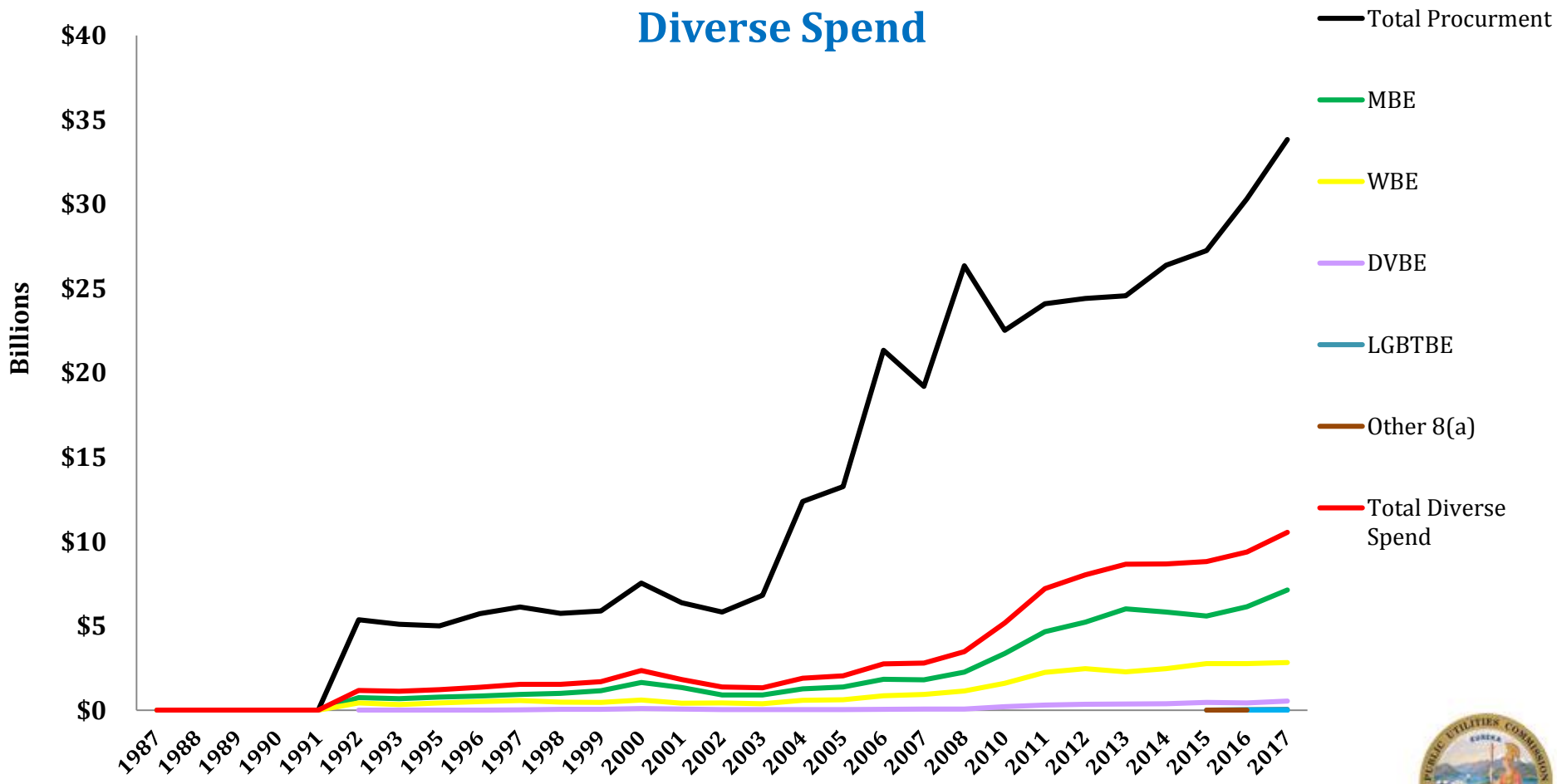
- D. 82-12-101: report WMBE procurement in general rate cases
- AB 3678 (Moore) 1986: added PU Code Sections 8281-8285
- D. 88-04-057: enacted GO 156 encouraging 20% WMBE procurement (WBE-5%, MBE-15%)
- D. 91-05-015: report WMBE subcontractors procurement
- D. 92-06-030: amended GO 156 to include DVBEs
- D. 96-12-081: established 1.5% DVBE goal
- In 2004, six water utilities signed a Memorandum of Intent to voluntarily implement GO 156
- AB 873 (Davis) 2008: expanded GO 156 to include water utilities
- D. 11-05-019: established audits; technical assistant & capacity building; E-filing of reports and power procurement, reporting of renewable energy procurement
- D. 15-06-007: implemented AB 1678 (Gordon) 2014 to include LGBTBEs





GO 156 Historical Program Performance: 1987-2017

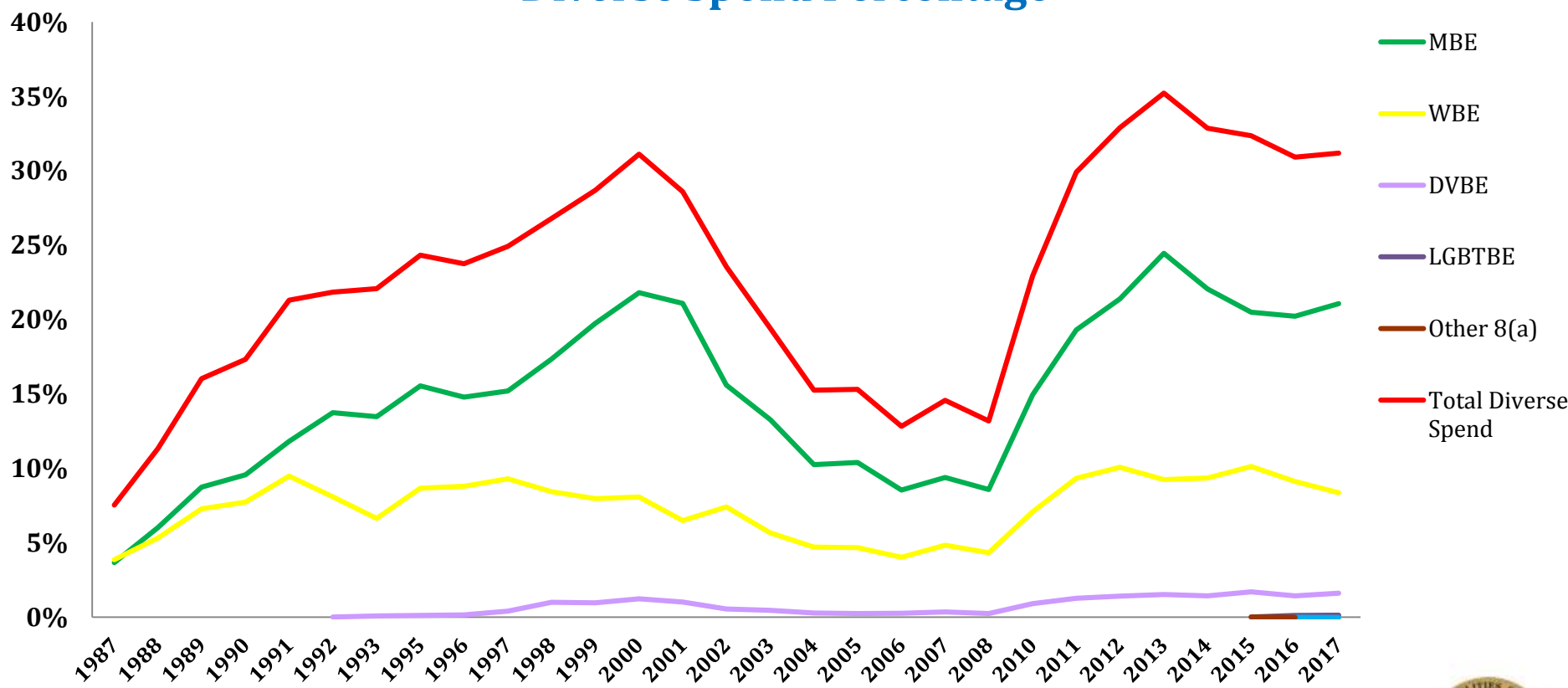
Diverse Spend





GO 156 Historical Program Performance: 1987-2017

Diverse Spend Percentage





GO 156 Report to the Legislature

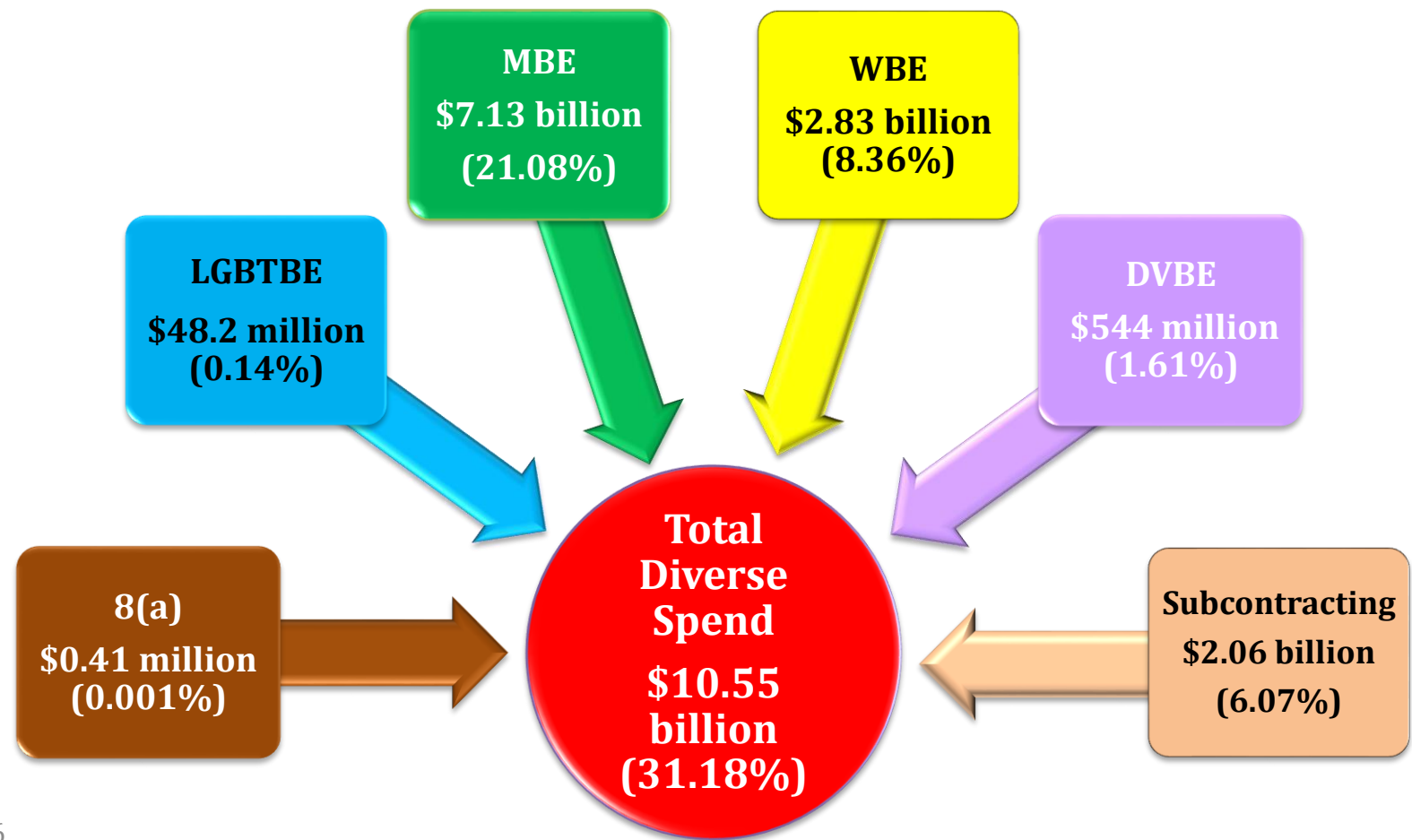
- Describes utilities progress in procuring from women-, minority-, disabled veteran-, and LGBT-owned business enterprises (WMDVLGBTBEs) based on a 21.5% goal
 - 15 percent (minority-owned), 5 percent (women-owned), and 1.5 percent (disabled veteran-owned)
 - No goal for LGBT-owned
- 32 utilities filed their annual GO 156 report to the CPUC





2017 Utilities Diverse Procurement Overview

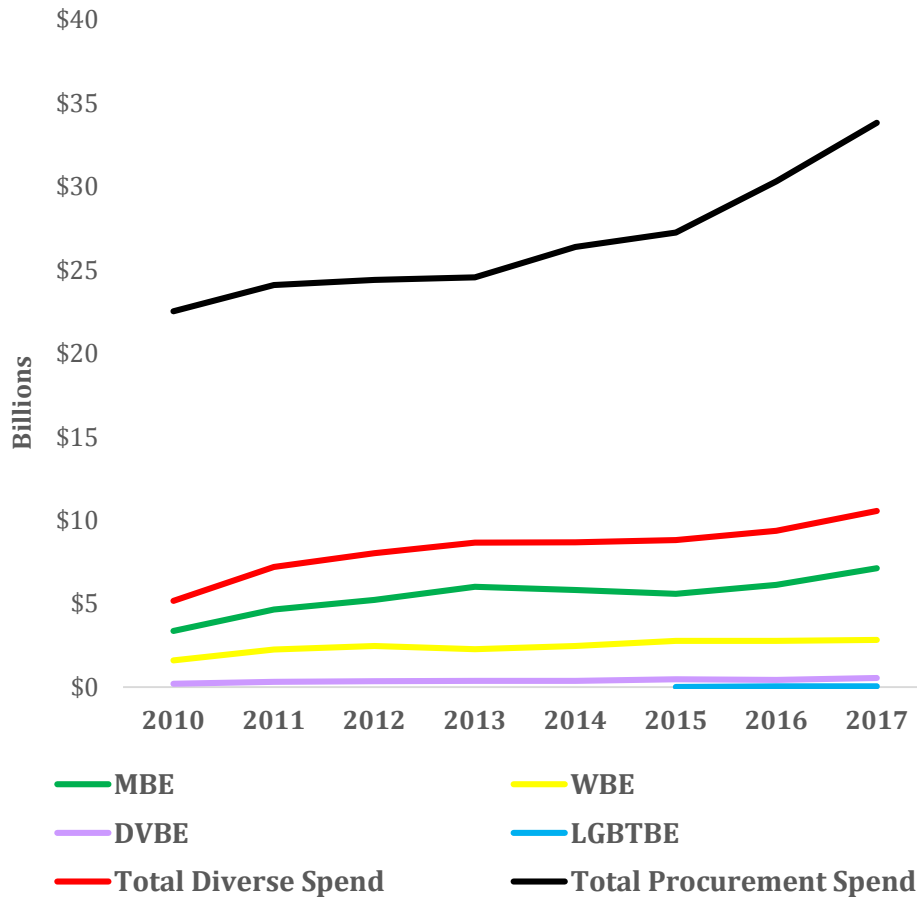
4,639 total direct diverse suppliers



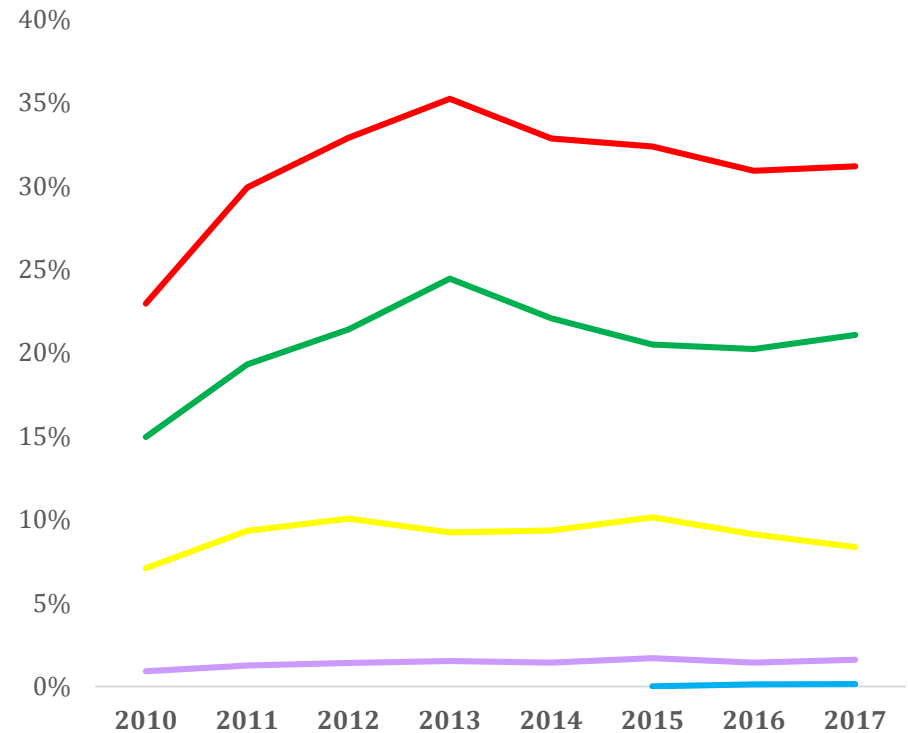


2010-2017 Utilities Diverse Procurement

Diverse Spend



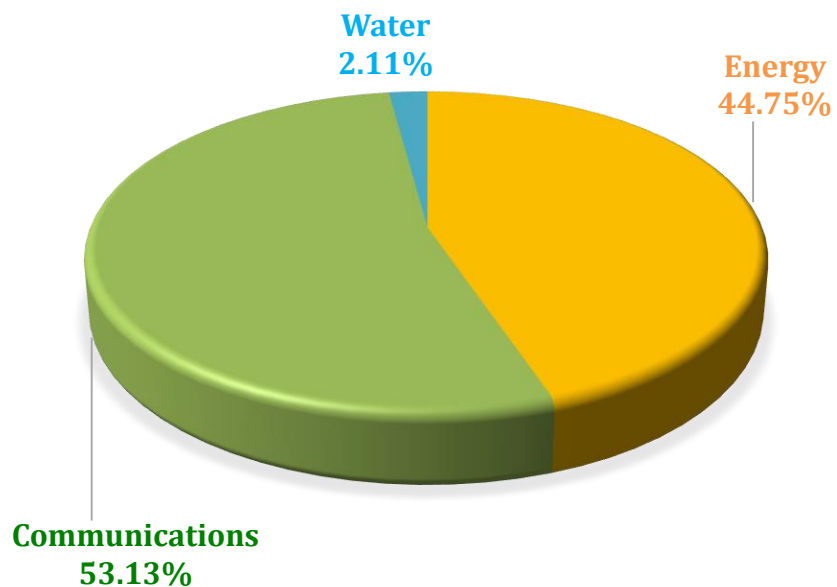
Diverse Spend Percentage



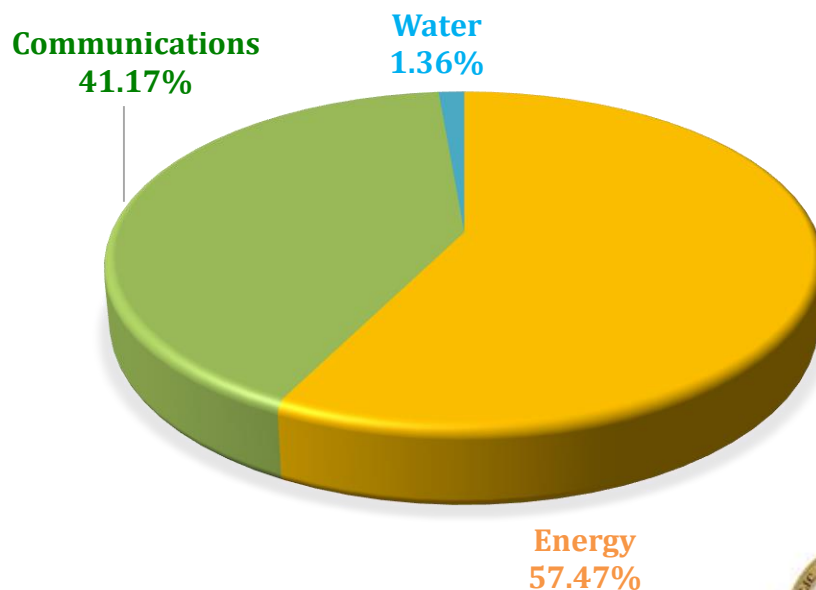


2010-2017 Energy, Communications & Water Diverse Spend Overview

2010-2017 TOTAL PROCUREMENT

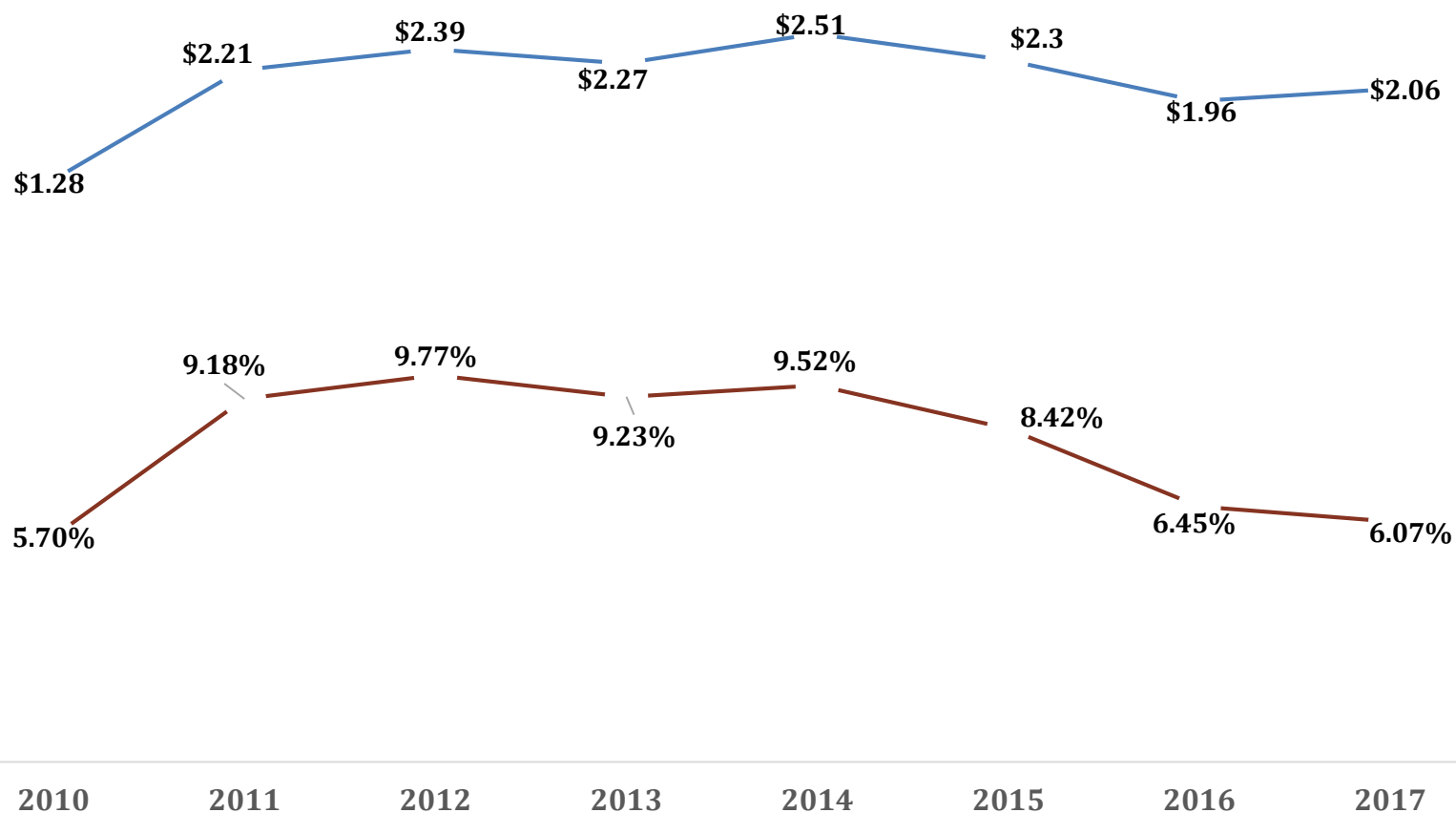


2010-2017 TOTAL DIVERSE SPEND



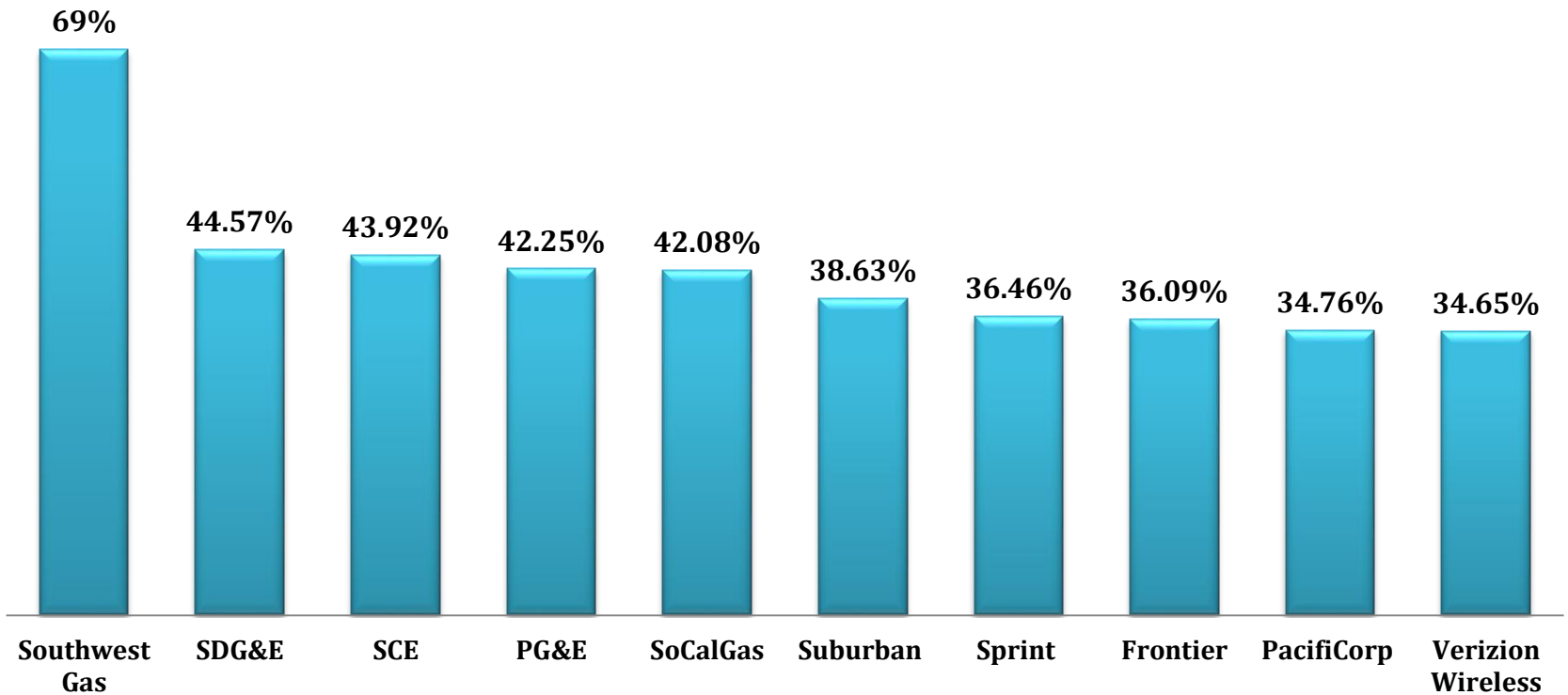


2010-2017 Utilities Diverse Subcontracting Spend and Percentage





2017 Top 10 Performers





Utilities Who Met All Three Goals in 2017

	15% Minority	5% Women	1.5% DVBE
Golden State Water	20.52%	6.50%	1.53%
PG&E	25.47%	11.66%	5.10%
SDG&E	24.85%	14.53%	4.83%
SCE	27.57%	14.82%	1.50%
SoCalGas	24.45%	15.98%	1.60%





Utilities Who Procured Less than 10% Percent from WMDVLGBTBE

**21.5% Overall
Goal**

Comcast	9.70%
Charter	9.60%
Xo Communications	4.28%
TPx	3.54%
Lodi Gas Storage	3.32%
Legacy Level 3	2.88%





Overview of 2017 Fuel Procurement

2017

2016

PG&E	\$53.8 million (7.06%)	\$66.63 million (11.15%)
SCE	\$1.14 million (100%)	\$1.51 million (100%)
SoCalGas	\$121.73 million (9.32%)	\$151.17 million (14.65%)
Southwest Gas	\$0	\$4.42 million (13.07%)





Overview of 2017 Power Procurement

2017

2016

PG&E	\$4.8 million (0.14%)	\$40.59 million (1.08 %)
SDG&E	55.83 million (4.49%)	\$72.63 million (6.43%)
SCE	\$58.57 million (1.63%)	\$125.01 million (3.84%)





Challenges in Fuel and Power Procurement Cited By Utilities

- Market volatility
- Capital and credit obligations
- Declining demand
- Phasing out of Financial institutions from Fund Transfer Agent Agreements (FTAA)
- Establishment of Community Choice Aggregation (CCA)





GO 156 – Next Steps

Update/Enhance

- Evaluate ways to keep the program successful given new market entrants and dispersed customer dollars; such as get other companies to participate in the program (i.e., CCAs, energy storage, railroads/light rail, etc.)
- Identify approaches to best utilize the Utility Subcontracting Program
- Collaborate with utilities to identify and find solutions for challenges and barriers that impact or may impact the program
- Keep up to date with issues affecting businesses and anticipate challenges

Quantify

- Continue to quantify and capture the socioeconomic values of the program to utilities, businesses, communities, etc.

Outreach

- Advocate for WMDVLGBTBEs inclusion in utilities procurement activities
- Increase the number of qualified certified WMDVLGBTBEs
- Strengthen partnerships with WMDVLGBTBEs organizations and communities





Supplier Clearinghouse

Major Accomplishments

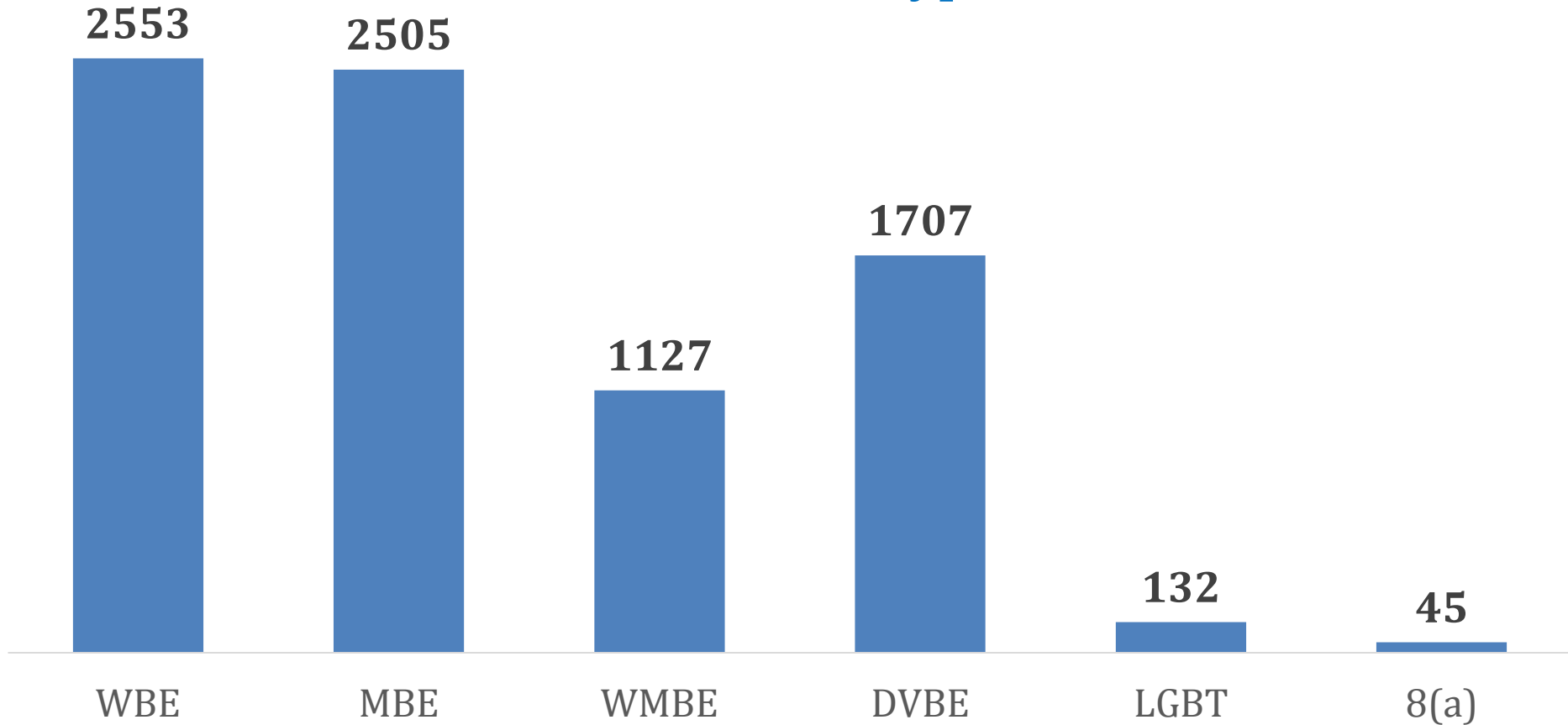
- Participated in several events throughout the state
- Implemented technology enhancements and process improvements
- Extensive reverification outreach
- Increased Comparable Agency Verification (CAV) applications to the Clearinghouse
- Provided training to Joint Utilities members and applicant firms
- Expanded monthly reporting to highlight newly certified firms





Supplier Clearinghouse

Certification Types

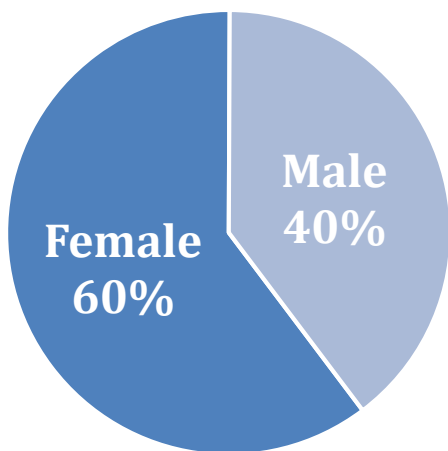




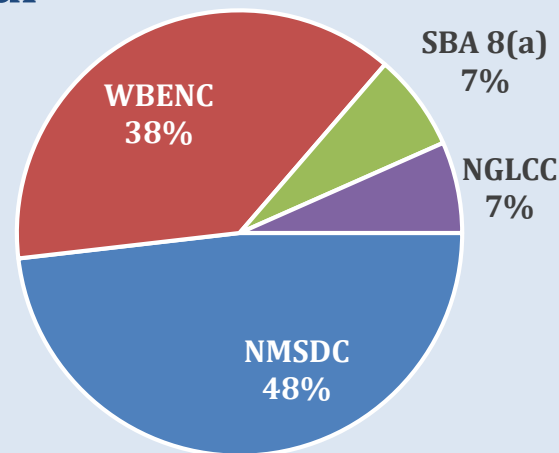
Supplier Clearinghouse

(CURRENT AS OF 9/30/18)

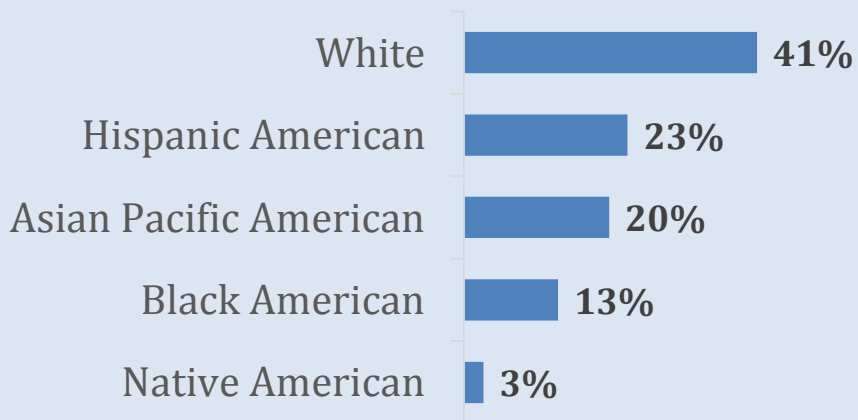
Gender



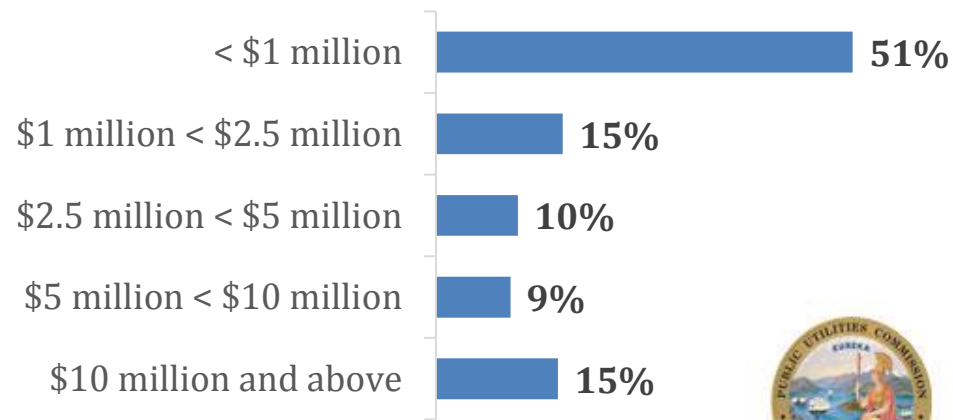
Reciprocal



Ethnicity



Business Size





Thank You!

