



PO Box 13696
Los Angeles, CA 90013



Presorted
Standard U.S.
Postage
PAID
Los Angeles, CA
Permit No 2342

Your power choices.

Choose the energy source and rate plan that's right for you.



This is an annual mailer from Clean Power Alliance and Southern California Edison (SCE) that allows you to compare your rate choices and the sources of your energy and select the option that best suits you or your family.

For more information: call Clean Power Alliance at 888-585-3788 or visit cleanpoweralliance.org, or call SCE at 800-974-2356 or visit sce.com/cca.



Understanding your energy choices.

The purpose of this mailer is to help you make a comparison between Clean Power Alliance and SCE rates and see the renewable energy mix of each to decide which service and rate works for you. The charts below illustrate the estimated electricity costs for a typical residential customer within Clean Power Alliance's service territory with an average monthly energy use of 533 kilowatt hours (kWh). This comparison is based on Clean Power Alliance rates approved by the Board of Directors and effective as of May 11, 2020. SCE rate options are based on rates effective April 13, 2020. Both Clean Power Alliance and SCE's rates are subject to change.

2020 Schedule Domestic-CARE Rate Comparison	 SOUTHERN CALIFORNIA EDISON®			 CPA CLEAN POWER ALLIANCE		
	SCE Base rate	SCE Green Rate 50% renewable	SCE Green Rate 100% renewable	Lean Power 36% renewable	Clean Power 50% renewable	100% Green Power 100% renewable
Generation Rate (\$/kWh)	\$0.09609	\$0.08832	\$0.08056	\$0.06989	\$0.07181	\$0.07181
SCE Delivery Rate (\$/kWh)	\$0.05198	\$0.05198	\$0.05198	\$0.04618	\$0.04618	\$0.04618
Surcharges (\$/kWh)	\$0.00000	\$0.01169	\$0.02338	\$0.03003	\$0.03003	\$0.03003
Total Costs (\$/kWh)	\$0.14807	\$0.15199	\$0.15592	\$0.14610	\$0.14802	\$0.14802
Average Monthly Bill (\$)	\$78.92	\$81.01	\$83.11	\$77.87	\$78.90	\$78.90

Monthly Usage: 533 kWh



SCE rates current as of April 2020, CPA rates current as of May 2020.

SCE's 50% and 100% rates are open to all customers subject to participation caps. CPA's 50% and 100% rates are open to all customers.

Generation Rate reflects the cost of producing or purchasing electricity to power your home. This rate will vary depending on your service provider and rate plan.

SCE Delivery Rate is a charge assessed by SCE to deliver electricity to your home. This rate depends on usage.

Surcharges represent the Cost Responsibility Surcharge (CRS) and Franchise Fee (FF) that are applicable to Community Choice Aggregation (CCA) customers and SCE customers that elect a Green Rate. The CRS is a surcharge to recover costs associated with power purchases made on behalf of customers, prior to a customer's switch to a CCA or SCE Green Rate. The FF recovers taxes owed to a city in exchange for allowing SCE to utilize electrical distribution lines throughout the property of the city. SCE acts as the collection agency for the FF surcharge which is levied by cities and counties for all customers.

Electric Power Generation Mix*	 SOUTHERN CALIFORNIA EDISON®			 CPA CLEAN POWER ALLIANCE		
	SCE (Base)	SCE Green Rate (50%)	SCE Green Rate (100%)	Lean Power	Clean Power	100% Green Power
Specific Purchases	Percent of Total Retail Sales (kWh)					
Renewable	35%	67.5%	100%	36%	51%	100%
Biomass & biowaste	0.6%	0.3%	0%	12%	3%	7%
Geothermal	5.9%	3%	0%	0%	2%	10%
Eligible hydroelectric	1%	0.5%	0%	2%	5%	0%
Solar	16%	58%	100%	8%	15%	73%
Wind	11.4%	5.7%	0%	14%	26%	10%
Coal	0%	0%	0%	0%	0%	0%
Large hydroelectric	6.3%	3.2%	0%	0%	13%	0%
Natural gas	19.3%	9.7%	0%	0%	0%	0%
Nuclear	8.2%	4.1%	0%	0%	0%	0%
Other	3.3%	1.7%	0%	0%	0%	0%
Unspecified Power**	28%	14%	0%	64%	36%	0%
Total	100%	100%	100%	100%	100%	100%

* Generation data for SCE and CPA represents preliminary 2019 data provided through the California Energy Commission's Power Source Disclosure program.

** Unspecified sources of power mean electricity from transactions that are not traceable to specific generation sources.

If you want to find out which rate you are on or if you have further questions, please contact Clean Power Alliance at cleanpoweralliance.org or (888) 585-3788 and SCE at sce.com/ccs or (800) 974-2356.