



Pico Rivera-based businesses are free to pick which company provides their power as well as the energy mix and rate plan that makes the most sense for their business. Pico Rivera Innovative Municipal Energy (PRIME) and Southern California Edison (SCE) encourage local companies to compare their options before they choose which to use.

For more information, please contact SCE at 800-655-4555 and PRIME at 800-467-7463.



CURRENT Options

Choose the energy source and rate plan that's right for you.





City of Pico Rivera
6615 Passons Blvd.
Pico Rivera, CA 90660

PRSR STD
U.S. POSTAGE
PAID
MINUTEMAN
PRESS

Understanding your energy choices

2020 Schedule TOU-GS-1-E Commercial Rate Comparison*

	 SOUTHERN CALIFORNIA EDISON® Energy for What's Ahead®			 Pico Rivera Innovation-Motivated Energy	
	SCE	SCE Green Rate 50% Renewable	SCE Green Rate 100% Renewable	PRIME Power 50% Renewable	PRIME Future 100% Renewable
Generation Rate (\$/kWh)	\$.09405	\$.09341	\$.09180	\$.08086	\$.09086
SCE Delivery Rate (\$/kWh)	\$.08601	\$.08995	\$.08021	\$.08021	\$.08021
Surcharges (\$/kWh)	N/A	\$.01217	\$.02434	\$.01603	\$.01603
Total Costs (\$/kWh)	\$.18006	\$.19553	\$.20609	\$.17710	\$.18710
Average Monthly Bill (\$)	\$179.52	\$186.65	\$201.76	\$173.38	\$183.17

Monthly Usage: 979 kWh

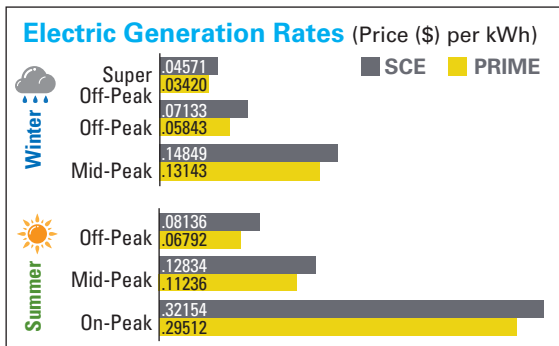
Rates are current as of January 1, 2020.

*This comparison illustrates the estimated electricity costs for a typical Schedule TOU-GS-1-E commercial customer within the City of Pico Rivera with an average monthly consumption of 979 kilowatt-hours (kWh). This is based on SCE's 2019 climate zone data within SCE's service territory and published rates as of January 1, 2020.

Generation Rate reflects the cost of producing or purchasing electricity to power your business. This rate will vary depending on your service provider and rate plan.

SCE Delivery Rate is a charge assessed by SCE to deliver electricity to your business. This rate depends on usage.

Surcharges represents the Cost Responsibility Surcharge (CRS) and Franchise Fee (FF) that are applicable to Community Choice Aggregation (CCA) customers and SCE customers that elect a Green Rate. The CRS is a surcharge to recover costs associated with power purchases made on behalf of customers prior to a customer's switch to a CCA or SCE Green Rate. The FF recovers taxes owed to a city in exchange for allowing SCE to utilize electrical distribution lines throughout the property of the city. SCE acts as the collection agency for the FF surcharge which is levied by cities and counties for all customers.



Electric Power Generation Mix*

Specific Purchases	SCE			PRIME	
	SCE	SCE Green 50% Renewable	SCE Green 100% Renewable	PRIME Power	PRIME Future
Percent of Total Retail Sales (kWh)					
Renewable Procurements	35%	67.5%	100%	29.4%	31%
• Biomass & Biowaste	.6%	.3%	0%	3.8%	0%
• Geothermal	5.9%	3%	0%	4.7%	0%
• Eligible Hydroelectric	1%	.5%	0%	4%	0%
• Solar	16%	58%	100%	0%	0%
• Wind	11.4%	5.7%	0%	16.9%	31%
Coal	0%	0%	0%	0%	0%
Large Hydroelectric	6.3%	3.2%	0%	0%	0%
Natural Gas	19.3%	9.7%	0%	0%	0%
Nuclear	8.2%	4.1%	0%	0%	0%
Other	3.3%	1.7%	0%	0%	0%
Unspecified Power**	28%	14%	0%	70.6%	69%
Total	100%	100%	100%	100%	100%

*SCE's generation data represents preliminary data for 2019. PRIME's generation represents 2019 data.

**Unspecified sources of power mean electricity from transactions that are not traceable to specific generation sources.

For specific information about the electric power generation mix, contact SCE at 800-655-4555 and PRIME at 800-467-7463.

If this comparison does not address your current rate plan, or if you have further questions, please visit us online at PoweredByPrime.org or SCE.com/CCA. PRIME Privacy Notice is available at PoweredByPrime.org/Privacy-policy.