



When you live in Rancho Mirage, you're free to choose the electric company and plan that best meets your energy needs. Rancho Mirage Energy Authority (RMEA) and Southern California Edison (SCE) encourage you to compare the options before you decide.

For more information, please contact SCE at 800-655-4555 and RMEA at 760-578-6092.



CURRENT Options

Choose the energy source and rate plan that's right for you.

**RANCHO
MIRAGE**
Power to Choose



**ENERGY
AUTHORITY**
RanchoMirageEnergy.org



SOUTHERN CALIFORNIA
EDISON®

Energy for What's Ahead®





City of Rancho Mirage
69-825 Highway 111
Rancho Mirage, CA 92270

PRSR STD
U.S. POSTAGE
PAID
MINUTEMAN
PRESS

Understanding your energy choices – informational only

2020 Schedule D Residential Rate Comparison*

	 SOUTHERN CALIFORNIA EDISON® Energy for What's Ahead®			 RANCHO MIRAGE ENERGY AUTHORITY Power to Choose	
	SCE	SCE Green Rate 50% Renewable	SCE Green Rate 100% Renewable	Base Choice 35% Renewable 50% GHG-Free	Premium Renewable Choice 100% Renewable
Generation Rate (\$/kWh)	\$.09749	\$.09641	\$.09533	\$.07992	\$.08392
SCE Delivery Rate (\$/kWh)	\$.10939	\$.10939	\$.10939	\$.10359	\$.10359
Surcharges (\$/kWh)	N/A	\$.01405	\$.02809	\$.01883	\$.01883
Total Costs (\$/kWh)	\$.20688	\$.21985	\$.23281	\$.20234	\$.20634
Average Monthly Bill (\$)	\$170.26	\$180.94	\$191.60	\$166.53	\$169.82

Monthly Usage: 823 kWh

Rates are current as of January 1, 2020.

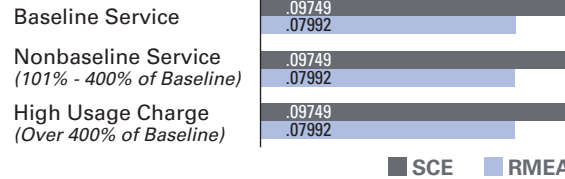
*This comparison illustrates the estimated electricity costs for a typical Schedule D (non-CARE) residential customer within the City of Rancho Mirage with an average monthly consumption of 823 kilowatt-hours (kWh). This is based on SCE's 2019 climate zone data within SCE's Baseline Region 15 (which includes City of Rancho Mirage) and published rates as of January 1, 2020.

Generation Rate reflects the cost of producing or purchasing electricity to power your home. This rate will vary depending on your service provider and rate plan.

SCE Delivery Rate is a charge assessed by SCE to deliver electricity to your home. This rate depends on usage.

Surcharges represents the Cost Responsibility Surcharge (CRS) and Franchise Fee (FF) that are applicable to Community Choice Aggregation (CCA) customers and SCE customers that elect a Green Rate. The CRS is a surcharge to recover costs associated with power purchases made on behalf of customers prior to a customer's switch to a CCA or SCE Green Rate. The FF recovers taxes owed to a city in exchange for allowing SCE to utilize electrical distribution lines throughout the property of the city. SCE acts as the collection agency for the FF surcharge which is levied by cities and counties for all customers.

Electric Generation Rates (Price (\$)) per kWh



Electric Power Generation Mix*

Specific Purchases	SCE			RMEA	
	SCE	SCE Green 50% Renewable	SCE Green 100% Renewable	Base Choice	Premium Renewable Choice
Percent of Total Retail Sales (kWh)					
Renewable Procurements	35%	67.5%	100%	35%	100%
• Biomass & Biowaste	.6%	.3%	0%	19.5%	31%
• Geothermal	5.9%	3%	0%	8.6%	0%
• Eligible Hydroelectric	1%	.5%	0%	0%	0%
• Solar	16%	58%	100%	.6%	0%
• Wind	11.4%	5.7%	0%	6.3%	69%
Coal	0%	0%	0%	0%	0%
Large Hydroelectric	6.3%	3.2%	0%	18.4%	0%
Natural Gas	19.3%	9.7%	0%	0%	0%
Nuclear	8.2%	4.1%	0%	0%	0%
Other	3.3%	1.7%	0%	0%	0%
Unspecified Power**	28%	14%	0%	46.6%	0%
Total	100%	100%	100%	100%	100%

*SCE's generation data represents preliminary data for 2019. RMEA's generation represents 2019 data.

**Unspecified sources of power mean electricity from transactions that are not traceable to specific generation sources.

For specific information about the electric power generation mix, contact SCE at 800-655-4555 and RMEA at 760-578-6092.

If this comparison does not address your current rate plan, or if you have further questions, please visit us online at RanchoMirageEnergy.org or SCE.com/CCA. RMEA Privacy Notice is available at RanchoMirageEnergy.org/privacy-policy-2/.