



When you live in San Jacinto, you're free to choose the electric company and plan that best meets your energy needs. San Jacinto Power (SJP) and Southern California Edison (SCE) encourage you to compare the options before you decide.

For more information, please contact SCE at 800-644-4555 and SJP at 951-665-6812.



CURRENT Options



Choose the energy source and rate plan that's right for you.



595 S. San Jacinto Avenue | San Jacinto, CA 92583

Understanding your energy choices

2020 Schedule D Residential Rate Comparison*

	 SOUTHERN CALIFORNIA EDISON® Energy for What's Ahead®			 San Jacinto POWER The Power to Choose	
	SCE	SCE Green Rate 50% Renewable	SCE Green Rate 100% Renewable	SJP Prime Power 35% Renewable	SJP PureGreen 100% Renewable
Generation Rate (\$/kWh)	\$.09749	\$.09641	\$.09533	\$.08048	\$.08048
SCE Delivery Rate (\$/kWh)	\$.11296	\$.11296	\$.11296	\$.10716	\$.10716
Surcharges (\$/kWh)	N/A	\$.01405	\$.02809	\$.01883	\$.01883
Total Costs (\$/kWh)	\$.21045	\$.22342	\$.23638	\$.20647	\$.20647
PureGreen Premium	N/A	N/A	N/A	N/A	\$10.00
Average Monthly Bill (\$)	\$133.43	\$141.65	\$149.86	\$130.90	\$140.90

Monthly Usage: 634 kWh

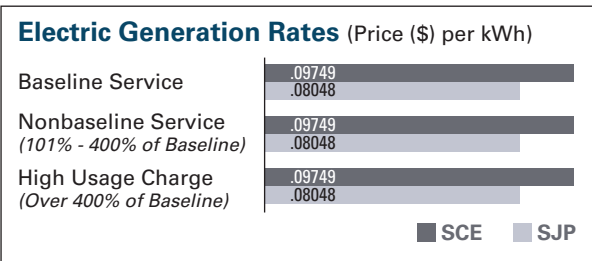
Rates are current as of January 1, 2020.

*This comparison illustrates the estimated electricity costs for a typical Schedule D (non-CARE) residential customer within the City of San Jacinto with an average monthly consumption of 634 kilowatt-hours (kWh). This is based on SCE's 2019 climate zone data within SCE's Baseline Region 10 (which includes City of San Jacinto) and published rates as of January 1, 2020.

Generation Rate reflects the cost of producing or purchasing electricity to power your home. This rate will vary depending on your service provider and rate plan.

SCE Delivery Rate is a charge assessed by SCE to deliver electricity to your home. This rate depends on usage.

Surcharges represents the Cost Responsibility Surcharge (CRS) and Franchise Fee (FF) that are applicable to Community Choice Aggregation (CCA) customers and SCE customers that elect a Green Rate. The CRS is a surcharge to recover costs associated with power purchases made on behalf of customers prior to a customer's switch to a CCA or SCE Green Rate. The FF recovers taxes owed to a city in exchange for allowing SCE to utilize electrical distribution lines throughout the property of the city. SCE acts as the collection agency for the FF surcharge which is levied by cities and counties for all customers.



Electric Power Generation Mix*

Specific Purchases	SCE			SJP	
	SCE	SCE Green 50% Renewable	SCE Green 100% Renewable	Prime Power	PureGreen
	Percent of Total Retail Sales (kWh)				
Renewable Procurements	35%	67.5%	100%	30.8%	31.2%
• Biomass & Biowaste	.6%	.3%	0%	14.1%	31.2%
• Geothermal	5.9%	3%	0%	11.6%	0%
• Eligible Hydroelectric	1%	.5%	0%	0%	0%
• Solar	16%	58%	100%	3.3%	0%
• Wind	11.4%	5.7%	0%	1.7%	0%
Coal	0%	0%	0%	0%	0%
Large Hydroelectric	6.3%	3.2%	0%	0%	0%
Natural Gas	19.3%	9.7%	0%	0%	0%
Nuclear	8.2%	4.1%	0%	0%	0%
Other	3.3%	1.7%	0%	0%	0%
Unspecified Power**	28%	14%	0%	69.2%	68.8%
Total	100%	100%	100%	100%	100%

*SCE's generation data represents preliminary data for 2019. SJP's generation represents 2019 data.

**Unspecified sources of power mean electricity from transactions that are not traceable to specific generation sources. However, SJP has procured sufficient renewable sources to meet SJP's 35% and 100% thresholds, respectively.

For specific information about the electric power generation mix, contact SCE at 800-655-4555 and SJP at 951-665-6812.

If this comparison does not address your current rate plan, or if you have further questions, please visit us online at SanJacintoPower.com or SCE.com/CCA. SJP Privacy Notice is available at SanJacintoPower.com.