



We support your power to choose

As part of our mutual commitment to support your energy choice, East Bay Community Energy (EBCE) and Pacific Gas and Electric Company (PG&E) have partnered to provide you with a comparison of typical residential electric rates, average monthly charges, and generation portfolio contents.

If this comparison does not address your specific rate, please visit PG&E online at [pge.com/ccs](https://www.pge.com/ccs) or call **1-866-743-0335**. For more information on EBCE's generation rate, please visit ebce.org/rates or call **1-833-699-EBCE (3223)**.

East Bay Community Energy
1999 Harrison Street, Suite 800
Oakland, CA 94612



For information, visit: ebce.org

Para detalles de este programa en español, visite: ebce.org/es

參閱本計劃中文版本, 請上網: ebce.org/cn

Understanding your energy choices

Residential Electric Rate Comparison, E-1

	PG&E	PG&E Solar Choice*	EBCE Bright Choice	EBCE Brilliant 100	EBCE Renewable 100
Generation Rate (\$/kWh)	\$0.11752	\$0.07312	\$0.08235	\$0.08353	\$0.09353
PG&E Delivery (\$/kWh)	\$0.15298	\$0.15298	\$0.15298	\$0.15298	\$0.15298
PG&E PCIA (\$/kWh)	N/A	\$0.04243	\$0.03399	\$0.03399	\$0.03399
Total Electricity Cost (\$/kWh)	\$0.27050	\$0.26853	\$0.26932	\$0.27050	\$0.28050
Average Monthly Bill (\$)	\$ 97.11	\$96.40	\$96.68	\$97.11	\$100.70

Current rates as of July 2020

This table compares electricity costs for an average residential customer in the EBCE/PG&E service area with an average monthly usage of 359 kilowatt-hours (kWh). This is based on a representative 12-month billing history for all customers on the E-1 rate schedule for PG&E's and EBCE's published rates as of July 2020.

Generation Rate is the cost of creating electricity to power your home. The generation rate varies based on your energy provider and the resources included in your energy provider's generation supply.

PG&E Delivery Rate is a charge assessed by PG&E to deliver electricity to your home. The PG&E delivery rate depends on your electricity usage, but is charged equally to both EBCE and PG&E customers.

PG&E PCIA/FF represents the Power Charge Indifference Adjustment (PCIA) and the Franchise Fee surcharge (FF). The PCIA is a charge to recover PG&E's above-market costs for generation resources acquired prior to a customer's switch to a third-party electric generation provider like East Bay Community Energy. The PCIA also applies to PG&E customers that elect to take service under PG&E's optional Solar Choice program. PG&E acts as a collection agent for the Franchise Fee surcharge, which is levied by the California Public Utilities Commission on behalf of cities and counties in PG&E's service territory for all customers. The costs for resources included in the PCIA and FF surcharges are included in the generation rate for PG&E bundled service customers.

If this comparison does not address your specific rate, please visit PG&E online at pge.com/ccs or call **1-866-743-0335**. For more information on EBCE's generation rates, please visit ebce.org/rates or call **1-833-699-EBCE (3223)**.

2019 Electric Power Generation Mix**

	Percent of Total Retail Sales (kWh)				
Specific Purchases	PG&E	PG&E Solar Choice*	EBCE Bright Choice	EBCE Brilliant 100	EBCE Renewable 100
Renewable	29%	100%	60%	75%	100%
Biomass & Biowaste	3%	0%	4%	0%	0%
Geothermal	2%	0%	12%	0%	0%
Eligible Hydroelectric	2%	0%	5%	0%	0%
Solar Electric	12%	100%	3%	38%	50%
Wind	9%	0%	36%	37%	50%
Coal	0%	0%	0%	0%	0%
Large Hydroelectric	27%	0%	25%	25%	0%
Natural Gas	0%	0%	0%	0%	0%
Nuclear	44%	0%	1%	0%	0%
Other	0%	0%	0%	0%	0%
Unspecified Sources of Power***	0%	0%	13%	0%	0%
TOTAL	100%	100%	100%	100%	100%

*Solar Choice is a limited program available only to eligible customers that elect PG&E as their electric service provider. For more information please refer to pge.com/solarchoice.

**As reported to the California Energy Commission's Power Source Disclosure Program. EBCE and PG&E data is subject to an independent audit and verification that will not be completed until later in 2020. The figures above may not sum up to 100 percent due to rounding.

***Unspecified sources of power refers to electricity that is not traceable to a specific generating facility, such as electricity traded through open market transactions. Unspecified sources of power are typically a mix of all resource types, and may include renewables.

©2020 EBCE All rights reserved.

©2020 Pacific Gas and Electric Company. All rights reserved.

*PG&E" refers to Pacific Gas and Electric Company, a subsidiary of PG&E Corporation. 8.20 CCC-0720-2343



We support your power to choose

As part of our mutual commitment to support your energy choice, East Bay Community Energy (EBCE) and Pacific Gas and Electric Company (PG&E) have partnered to provide you with a comparison of typical commercial electric rates, average monthly charges, and generation portfolio contents.

If this comparison does not address your specific rate, please visit PG&E online at [pge.com/ccs](https://www.pge.com/ccs) or call **1-866-743-0335**. For more information on EBCE's generation rate, please visit [ebce.org/rates](https://www.ebce.org/rates) or call **1-833-699-EBCE (3223)**.

East Bay Community Energy
1999 Harrison Street, Suite 800
Oakland, CA 94612



For information, visit: [ebce.org](https://www.ebce.org)

Para detalles de este programa en español, visite: [ebce.org/es](https://www.ebce.org/es)

參閱本計劃中文版本, 請上網: [ebce.org/cn](https://www.ebce.org/cn)

Understanding your energy choices

Commercial Electric Rate Comparison, A-1X

	PG&E	PG&E Solar Choice*	EBCE Bright Choice	EBCE Brilliant 100	EBCE Renewable 100
Generation Rate (\$/kWh)	\$0.11565	\$0.07370	\$0.08193	\$0.08308	\$0.09308
PG&E Delivery (\$/kWh)	\$0.14932	\$0.14932	\$0.14932	\$0.14932	\$0.14932
PG&E PCIA (\$/kWh)	N/A	\$0.04065	\$0.03257	\$0.03257	\$0.03257
Total Electricity Cost (\$/kWh)	\$0.26497	\$0.26367	\$0.26382	\$0.26497	\$0.27497
Average Monthly Bill (\$)	\$402.34	\$400.36	\$400.59	\$402.34	\$417.40

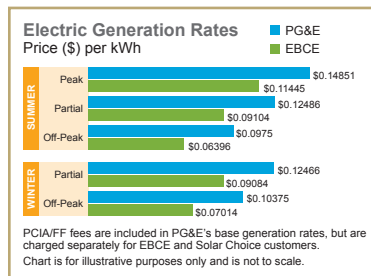
Current rates as of July 2020

This table compares electricity costs for an average commercial customer in the EBCE/PG&E service area with an average monthly usage of 1,518 kilowatt-hours (kWh). This is based on a representative 12-month billing history for all customers on the A-1X rate schedule for PG&E's and EBCE's published rates as of July 2020.

Generation Rate is the cost of creating electricity to power your business. The generation rate varies based on your energy provider and the resources included in your energy provider's generation supply.

PG&E Delivery Rate is a charge assessed by PG&E to deliver electricity to your business. The PG&E delivery rate depends on your electricity usage, but is charged equally to both EBCE and PG&E customers.

PG&E PCIA/FF represents the Power Charge Indifference Adjustment (PCIA) and the Franchise Fee surcharge (FF). The PCIA is a charge to recover PG&E's above-market costs for generation resources acquired prior to a customer's switch to a third-party electric generation provider like East Bay Community Energy. The PCIA also applies to PG&E customers that elect to take service under PG&E's optional Solar Choice program. PG&E acts as a collection agent for the Franchise Fee surcharge, which is levied by the California Public Utilities Commission (CPUC) on behalf of cities and counties in PG&E's service territory for all customers. The costs for resources included in the PCIA and FF surcharges are included in the generation rate for PG&E bundled service customers.



If this comparison does not address your specific rate, please visit PG&E online at pge.com/cca or call 1-866-743-0335. For more information on EBCE's generation rates, please visit ebce.org/rates or call 1-833-699-EBCE (3223).

2019 Electric Power Generation Mix**

	Percent of Total Retail Sales (kWh)				
Specific Purchases	PG&E	PG&E Solar Choice*	EBCE Bright Choice	EBCE Brilliant 100	EBCE Renewable 100
Renewable	29%	100%	60%	75%	100%
Biomass & Biowaste	3%	0%	4%	0%	0%
Geothermal	2%	0%	12%	0%	0%
Eligible Hydroelectric	2%	0%	5%	0%	0%
Solar Electric	12%	100%	3%	38%	50%
Wind	9%	0%	36%	37%	50%
Coal	0%	0%	0%	0%	0%
Large Hydroelectric	27%	0%	25%	25%	0%
Natural Gas	0%	0%	0%	0%	0%
Nuclear	44%	0%	1%	0%	0%
Other	0%	0%	0%	0%	0%
Unspecified Sources of Power***	0%	0%	13%	0%	0%
TOTAL	100%	100%	100%	100%	100%

*Solar Choice is a limited program available only to eligible customers that elect PG&E as their electric service provider. For more information please refer to pge.com/solarchoice.

**As reported to the California Energy Commission's Power Source Disclosure Program. EBCE and PG&E data is subject to an independent audit and verification that will not be completed until later in 2020. The figures above may not sum up to 100 percent due to rounding.

***Unspecified sources of power refers to electricity that is not traceable to a specific generating facility, such as electricity traded through open market transactions. Unspecified sources of power are typically a mix of all resource types, and may include renewables.

©2020 EBCE All rights reserved.

©2020 Pacific Gas and Electric Company. All rights reserved.

"PG&E" refers to Pacific Gas and Electric Company, a subsidiary of PG&E Corporation. 8.20 CCC-0720-2344



We support your power to choose

As part of our mutual commitment to support your energy choice, East Bay Community Energy (EBCE) and Pacific Gas and Electric Company (PG&E) have partnered to provide you with a comparison of typical commercial electric rates, average monthly charges, and generation portfolio contents.

If this comparison does not address your specific rate, please visit PG&E online at [pge.com/ccs](https://www.pge.com/ccs) or call **1-866-743-0335**. For more information on EBCE's generation rate, please visit [ebce.org/rates](https://www.ebce.org/rates) or call **1-833-699-EBCE (3223)**.

East Bay Community Energy
1999 Harrison Street, Suite 800
Oakland, CA 94612



For information, visit: [ebce.org](https://www.ebce.org)

Para detalles de este programa en español, visite: [ebce.org/es](https://www.ebce.org/es)

參閱本計劃中文版本, 請上網: [ebce.org/cn](https://www.ebce.org/cn)

Understanding your energy choices

Commercial Electric Rate Comparison, A-10SX

	PG&E	PG&E Solar Choice*	EBCE Bright Choice	EBCE Brilliant 100	EBCE Renewable 100
Generation Rate (\$/kWh)	\$0.12043	\$0.07239	\$0.08414	\$0.08535	\$0.09535
PG&E Delivery (\$/kWh)	\$0.11371	\$0.11371	\$0.11371	\$0.11371	\$0.11371
PG&E PCIA (\$/kWh)	N/A	\$0.04379	\$0.03508	\$0.03508	\$0.03508
Total Electricity Cost (\$/kWh)	\$0.23414	\$0.22989	\$0.23293	\$0.23414	\$0.24414
Average Monthly Bill (\$)	\$4,084.34	\$4,010.21	\$4,063.24	\$4,084.34	\$4,258.78

Current rates as of July 2020

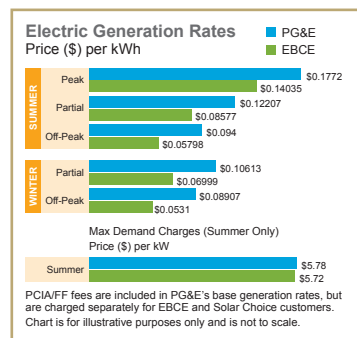
This table compares electricity costs for an average commercial customer in the EBCE/PG&E service area with an average monthly demand of 58 kilowatts (kW) and an average monthly usage of 17,444 kilowatt-hours (kWh). This is based on a representative 12-month billing history for all customers on the A-10SX rate schedule for PG&E's and EBCE's published rates as of July 2020.

Generation Rate is the cost of creating electricity to power your business. The generation rate varies based on your energy provider and the resources included in your energy provider's generation supply.

PG&E Delivery Rate is a charge assessed by PG&E to deliver electricity to your business. The PG&E delivery rate depends on your electricity usage, but is charged equally to both EBCE and PG&E customers.

PG&E PCIA/FF represents the Power Charge Indifference Adjustment (PCIA) and the Franchise Fee surcharge (FF). The PCIA is a charge to recover PG&E's above-market costs for generation resources acquired prior to a customer's switch to a third-party electric generation provider like East Bay Community Energy. The PCIA also applies to PG&E customers that elect to take service under PG&E's optional Solar Choice program. PG&E acts as a collection agent for the Franchise Fee surcharge, which is levied by the California Public Utilities Commission (CPUC) on behalf of cities and counties in PG&E's service territory for all customers. The costs for resources included in the PCIA and FF surcharges are included in the generation rate for PG&E bundled service customers.

If this comparison does not address your specific rate, please visit PG&E online at pge.com/cca or call 1-866-743-0335. For more information on EBCE's generation rates, please visit ebce.org/rates or call 1-833-699-EBCE (3223).



2019 Electric Power Generation Mix**

	Percent of Total Retail Sales (kWh)				
	PG&E	PG&E Solar Choice*	EBCE Bright Choice	EBCE Brilliant 100	EBCE Renewable 100
Specific Purchases					
Renewable	29%	100%	60%	75%	100%
Biomass & Biowaste	3%	0%	4%	0%	0%
Geothermal	2%	0%	12%	0%	0%
Eligible Hydroelectric	2%	0%	5%	0%	0%
Solar Electric	12%	100%	3%	38%	50%
Wind	9%	0%	36%	37%	50%
Coal	0%	0%	0%	0%	0%
Large Hydroelectric	27%	0%	25%	25%	0%
Natural Gas	0%	0%	0%	0%	0%
Nuclear	44%	0%	1%	0%	0%
Other	0%	0%	0%	0%	0%
Unspecified Sources of Power***	0%	0%	13%	0%	0%
TOTAL	100%	100%	100%	100%	100%

*Solar Choice is a limited program available only to eligible customers that elect PG&E as their electric service provider. For more information please refer to pge.com/solarchoice.

**As reported to the California Energy Commission's Power Source Disclosure Program. EBCE and PG&E data is subject to an independent audit and verification that will not be completed until later in 2020. The figures above may not sum up to 100 percent due to rounding.

***Unspecified sources of power refers to electricity that is not traceable to a specific generating facility, such as electricity traded through open market transactions. Unspecified sources of power are typically a mix of all resource types, and may include renewables.

©2020 EBCE All rights reserved.

©2020 Pacific Gas and Electric Company. All rights reserved.

*PG&E" refers to Pacific Gas and Electric Company, a subsidiary of PG&E Corporation. 8.20 CCC-0720-2345



We support your power to choose

As part of our mutual commitment to support your energy choice, East Bay Community Energy (EBCE) and Pacific Gas and Electric Company (PG&E) have partnered to provide you with a comparison of typical commercial electric rates, average monthly charges, and generation portfolio contents.

If this comparison does not address your specific rate, please visit PG&E online at [pge.com/ccs](https://www.pge.com/ccs) or call **1-866-743-0335**. For more information on EBCE's generation rate, please visit [ebce.org/rates](https://www.ebce.org/rates) or call **1-833-699-EBCE (3223)**.

East Bay Community Energy
1999 Harrison Street, Suite 800
Oakland, CA 94612



For information, visit: [ebce.org](https://www.ebce.org)

Para detalles de este programa en español, visite: [ebce.org/es](https://www.ebce.org/es)

參閱本計劃中文版本, 請上網: [ebce.org/cn](https://www.ebce.org/cn)

Understanding your energy choices

Commercial Electric Rate Comparison, E-19S

	PG&E	PG&E Solar Choice*	EBCE Bright Choice	EBCE Brilliant 100	EBCE Renewable 100
Generation Rate (\$/kWh)	\$0.11077	\$0.07230	\$0.07751	\$0.07862	\$0.08862
PG&E Delivery (\$/kWh)	\$0.09000	\$0.09000	\$0.09000	\$0.09000	\$0.09000
PG&E PCIA (\$/kWh)	N/A	\$0.04013	\$0.03215	\$0.03215	\$0.03215
Total Electricity Cost (\$/kWh)	\$0.20077	\$0.20243	\$0.19966	\$0.20077	\$0.21077
Average Monthly Bill (\$)	\$52,838.76	\$53,275.64	\$52,546.63	\$52,838.76	\$55,470.66

Current rates as of July 2020

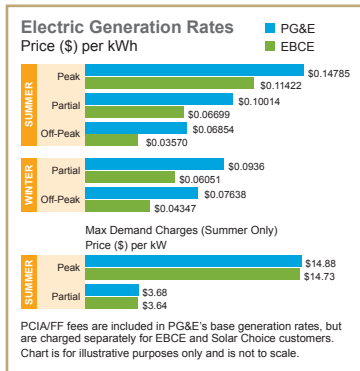
This table compares electricity costs for an average commercial customer in the EBCE/PG&E service area with an average monthly demand of 620 kilowatts (kW) and an average monthly usage of 263,181 kilowatt-hours (kWh). This is based on a representative 12-month billing history for all customers on the E-19S rate schedule for PG&E's and EBCE's published rates as of July 2020.

Generation Rate is the cost of creating electricity to power your business. The generation rate varies based on your energy provider and the resources included in your energy provider's generation supply.

PG&E Delivery Rate is a charge assessed by PG&E to deliver electricity to your business. The PG&E delivery rate depends on your electricity usage, but is charged equally to both EBCE and PG&E customers.

PG&E PCIA/FF represents the Power Charge Indifference Adjustment (PCIA) and the Franchise Fee surcharge (FF). The PCIA is a charge to recover PG&E's above-market costs for generation resources acquired prior to a customer's switch to a third-party electric generation provider like East Bay Community Energy. The PCIA also applies to PG&E customers that elect to take service under PG&E's optional Solar Choice program. PG&E acts as a collection agent for the Franchise Fee surcharge, which is levied by the California Public Utilities Commission (CPUC) on behalf of cities and counties in PG&E's service territory for all customers. The costs for resources included in the PCIA and FF surcharges are included in the generation rate for PG&E bundled service customers.

If this comparison does not address your specific rate, please visit PG&E online at pge.com/cca or call 1-866-743-0335. For more information on EBCE's generation rates, please visit ebce.org/rates or call 1-833-699-EBCE (3223).



2019 Electric Power Generation Mix**

	Percent of Total Retail Sales (kWh)				
Specific Purchases	PG&E	PG&E Solar Choice*	EBCE Bright Choice	EBCE Brilliant 100	EBCE Renewable 100
Renewable	29%	100%	60%	75%	100%
Biomass & Biowaste	3%	0%	4%	0%	0%
Geothermal	2%	0%	12%	0%	0%
Eligible Hydroelectric	2%	0%	5%	0%	0%
Solar Electric	12%	100%	3%	38%	50%
Wind	9%	0%	36%	37%	50%
Coal	0%	0%	0%	0%	0%
Large Hydroelectric	27%	0%	25%	25%	0%
Natural Gas	0%	0%	0%	0%	0%
Nuclear	44%	0%	1%	0%	0%
Other	0%	0%	0%	0%	0%
Unspecified Sources of Power***	0%	0%	13%	0%	0%
TOTAL	100%	100%	100%	100%	100%

*Solar Choice is a limited program available only to eligible customers that elect PG&E as their electric service provider. For more information please refer to pge.com/solarchoice.

**As reported to the California Energy Commission's Power Source Disclosure Program. EBCE and PG&E data is subject to an independent audit and verification that will not be completed until later in 2020. The figures above may not sum up to 100 percent due to rounding.

***Unspecified sources of power refers to electricity that is not traceable to a specific generating facility, such as electricity traded through open market transactions. Unspecified sources of power are typically a mix of all resource types, and may include renewables.

©2020 EBCE All rights reserved.

©2020 Pacific Gas and Electric Company. All rights reserved.

*PG&E" refers to Pacific Gas and Electric Company, a subsidiary of PG&E Corporation. 8.20 CCC-0720-2346