



Peninsula Clean Energy  
2075 Woodside Rd  
Redwood City, CA 94061




INDICIA  
FPO

## We support your power to choose

As part of our mutual commitment to support your energy choice, Peninsula Clean Energy and Pacific Gas and Electric Company (PG&E) have partnered to provide you with a comparison of typical commercial electric rates, average monthly charges and generation portfolio contents.

**If this comparison does not address your specific rate, please visit PG&E online at [pge.com/cca](https://pge.com/cca) or call 866-743-0335. For information on Peninsula Clean Energy's generation rates, please visit [PeninsulaCleanEnergy.com](https://PeninsulaCleanEnergy.com) or call 866-966-0110.**

# Understanding your energy choice

2020 Commercial Rate Comparison, A-10S TOU*				
			ECOplus	ECO100
Generation Rate (\$/kWh)	\$0.11936	\$0.07132	\$0.07827	\$0.08827
PG&E Delivery Rate (\$/kWh)	\$0.11006	\$0.11006	\$0.11006	\$0.11006
PG&E PCIA/FF (\$/kWh)	N/A	\$0.04379	\$0.03512	\$0.03512
Total Electricity Cost (\$/kWh)	\$0.22942	\$0.22517	\$0.22345	\$0.23345
Average Monthly Bill (\$)	\$4,245.76	\$4,167.11	\$4,135.28	\$4,320.34

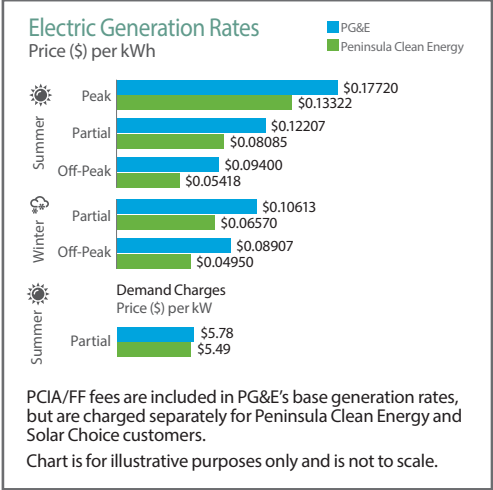
\*This compares electricity costs for an average commercial customer in the Peninsula Clean Energy/PG&E service area (San Mateo County) with an average monthly demand of 58 kW and an average monthly usage of 18,507 kilowatt-hours (kWh). This is based on a representative 12-month billing history for all customers on A-10S TOU rate schedules for PG&E's and Peninsula Clean Energy's published rates as of May 2020.




\*\*Solar Choice is a limited program available only to eligible customers that elect PG&E as their electric service provider. For more information please refer to [pge.com/solarchoice](https://pge.com/solarchoice).

**Generation Rate** is the cost of creating electricity to power your business. The generation rate varies based on your energy provider and the resources included in your energy provider's generation supply.

**PG&E Delivery Rate** is a charge assessed by PG&E to deliver electricity to your business. The PG&E delivery rate depends on your electricity usage, but is charged equally to both PCE and PG&E customers.

**PG&E PCIA/FF** represents the Power Charge Indifference Adjustment (PCIA) and the Franchise Fee surcharge (FF). The PCIA is a charge to recover PG&E's above-market costs for generation resources acquired prior to a customer's switch to a third-party electric generation provider such as Peninsula Clean Energy. The PCIA also applies to PG&E customers that elect to take service under PG&E's optional Solar Choice program. PG&E acts as a collection agent for the Franchise Fee surcharge, which is levied by the California Public Utilities Commission on behalf of cities and counties in PG&E's service territory for all customers. The costs for resources included in the PCIA and FF surcharges are included in the generation rates for PG&E bundled service customers.



Electric Power Generation Mix*				
			ECOplus	ECO100
Specific Purchases	Percent of Total Retail Sales			
Renewable	29%	100%	52%	100%
• Biomass & Biowaste	3%	0%	8%	0%
• Geothermal	2%	0%	9%	0%
• Eligible Hydroelectric	2%	0%	5%	0%
• Solar	12%	100%	12%	50%
• Wind	9%	0%	18%	50%
Coal	0%	0%	0%	0%
Large Hydroelectric	27%	0%	37%	0%
Natural Gas	0%	0%	0%	0%
Nuclear	44%	0%	1%	0%
Other	0%	0%	0%	0%
Unspecified Sources of Power**	0%	0%	10%	0%
TOTAL	100%	100%	100%	100%

\*As reported to the California Energy Commission's Power Source Disclosure Program excluding voluntary unbundled renewable energy credits. The figures above may not sum up to 100 percent due to rounding.

\*\*Unspecified sources of power refers to electricity that is not traceable to a specific generating facility, such as electricity traded through open market transactions. Unspecified sources of power are typically a mix of all resource types, and may include renewables.

If this comparison does not address your specific rate, please visit PG&E online at [pge.com/cca](https://pge.com/cca) or call 866-743-0335. For information on Peninsula Clean Energy's generation rates, please visit [PeninsulaCleanEnergy.com](https://PeninsulaCleanEnergy.com) or call 866-966-0110.

©2020 Peninsula Clean Energy. All rights reserved.  
"PG&E" refers to Pacific Gas and Electric Company, a subsidiary of PG&E Corporation.  
©2020 Pacific Gas and Electric Company. All rights reserved. 08.20 CCC-0720-2357