



We support your power to choose

As part of our mutual commitment to support your energy choice, Peninsula Clean Energy (PCE) and Pacific Gas and Electric Company (PG&E) have partnered to provide you with a comparison of typical commercial electric rates, average monthly charges, and sources of energy generated.

Commercial Electric Rate Comparison, A-1X	PG&E	PG&E Solar Choice*	PCE ECOplus	PCE ECO100
Generation Rate (\$/kWh)	\$0.11581	\$0.07386	\$0.07742	\$0.08742
PG&E Delivery Rate (\$/kWh)	\$0.14938	\$0.14938	\$0.14938	\$0.14938
PG&E PCIA/FF (\$/kWh)	N/A	\$0.04065	\$0.03260	\$0.03260
Total Electricity Cost (\$/kWh)	\$0.26519	\$0.26389	\$0.25940	\$0.26940
Average Monthly Bill (\$)	\$380.85	\$378.98	\$372.54	\$386.90

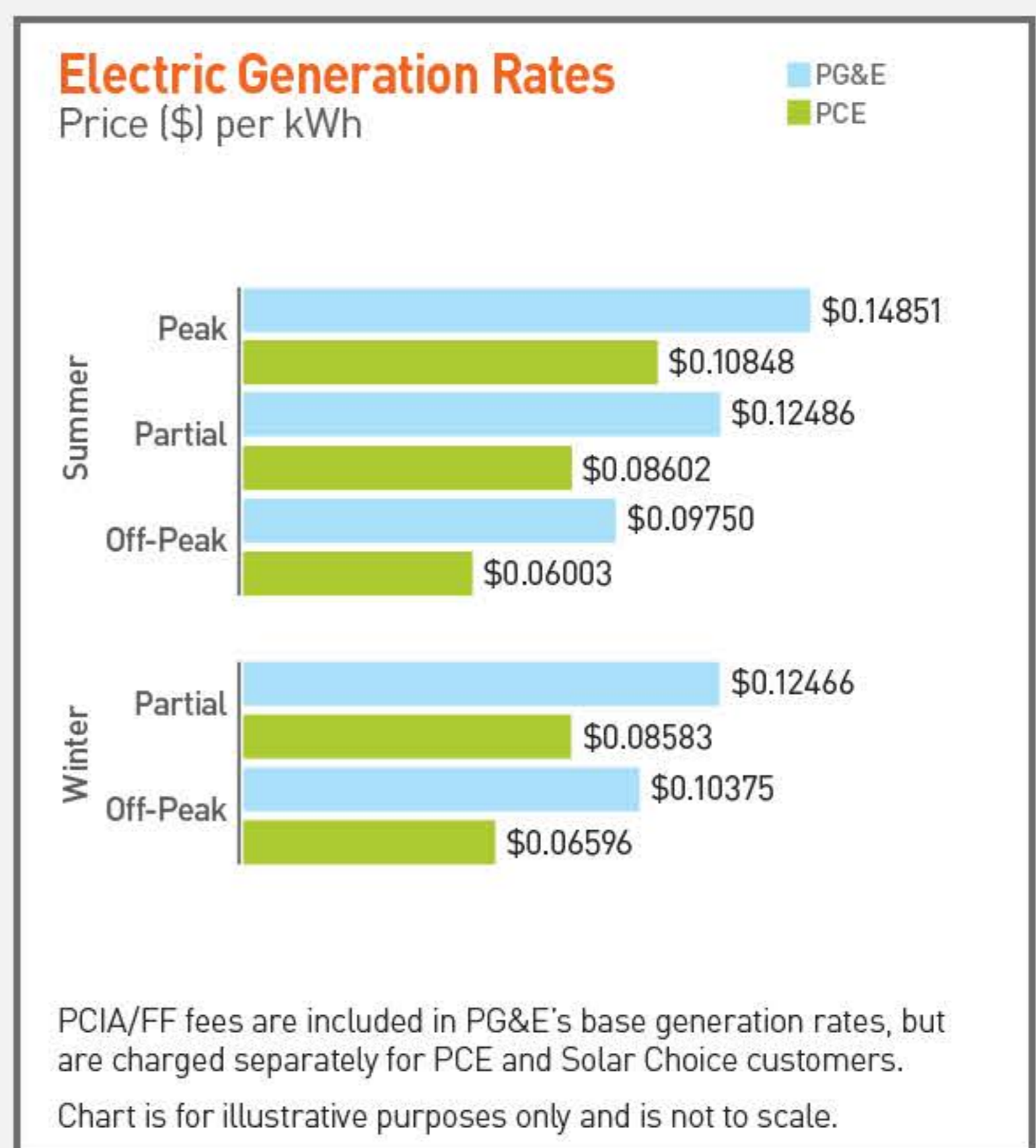
*Solar Choice is a limited program available only to eligible customers that elect PG&E as their electric service provider. Monthly usage: 1,436
For more information please refer to pge.com/solarchoice.

Current rates as of May 2020

This table compares electricity costs for an average commercial customer in the PCE/PG&E service area with an average monthly usage of 1,436 kilowatt-hours (kWh). This is based on a representative 12-month billing history for all customers on A-1X rate schedules for PG&E's and PCE's published rates as of May 2020.

Generation Rate is the cost of creating electricity to power your business. The generation rate varies based on your energy provider and the resources included in your energy provider's generation supply.

PG&E Delivery Rate is a charge assessed by PG&E to deliver electricity to your business. The PG&E delivery rate depends on your electricity usage, but is charged equally to both PCE and PG&E customers.



PG&E PCIA/FF represents the Power Charge Indifference Adjustment (PCIA) and the Franchise Fee surcharge (FF). The PCIA is a charge to recover PG&E's above-market costs for generation resources acquired prior to a customer's switch to a third-party electric generation provider. The PCIA also applies to PG&E customers that elect to take service under PG&E's optional Solar Choice program. PG&E acts as a collection agent for the Franchise Fee surcharge, which is levied by the California Public Utilities Commission (CPUC) on behalf of cities and counties in PG&E's service territory for all customers. The costs for resources included in the PCIA and FF surcharges are included in the generation rate for PG&E bundled service customers.

Electric Power Generation Mix*	PG&E	PG&E Solar Choice	PCE ECOplus	PCE ECO100
Specific Purchases	Percent of Total Retail Sales (MWh)			
Renewable	29%	100%	52%	100%
• Biomass & Biowaste	3%	0%	8%	0%
• Geothermal	2%	0%	9%	0%
• Eligible Hydroelectric	2%	0%	5%	0%
• Solar Electric	12%	100%	12%	50%
• Wind	9%	0%	18%	50%
Coal	0%	0%	0%	0%
Large Hydroelectric	27%	0%	37%	0%
Natural Gas	0%	0%	0%	0%
Nuclear	44%	0%	1%	0%
Other	0%	0%	0%	0%
Unspecified Sources of Power**	0%	0%	10%	0%
TOTAL	100%	100%	100%	100%

*As reported to the California Energy Commission's Power Source Disclosure Program. PCE and PG&E data is subject to an independent audit and verification that will not be completed until later in 2020. The figures above may not sum up to 100 percent due to rounding.

**Unspecified sources of power refers to electricity that is not traceable to a specific generating facility, such as electricity traded through open market transactions. Unspecified sources of power are typically a mix of all resource types, and may include renewables.

If this comparison does not address your specific rate, please visit PG&E online at pge.com/cca or call 1 (866) 743-0335. For information on PCE's generation rates, please visit peninsulacleanenergy.com or call 1 (866) 966-0110.



pge.com | [Privacy](#) | [Disclosure](#)

For inquiries, please do not reply to this email. Submit feedback via [Contact Us](#).
"PG&E" refers to Pacific Gas and Electric Company, a subsidiary of PG&E Corporation.
77 Beale St. San Francisco, CA 94105.

© 2020 Pacific Gas and Electric Company. All rights reserved.
These offerings are funded by California utility customers and administered by PG&E under the auspices of the California Public Utilities Commission.

CCC-0720-2404



We support your power to choose

As part of our mutual commitment to support your energy choice, Peninsula Clean Energy (PCE) and Pacific Gas and Electric Company (PG&E) have partnered to provide you with a comparison of typical commercial electric rates, average monthly charges, and sources of energy generated.

Commercial Electric Rate Comparison, A-10SX	PG&E	PG&E Solar Choice*	PCE ECOplus	PCE ECO100
Generation Rate (\$/kWh)	\$0.11936	\$0.07132	\$0.07827	\$0.08827
PG&E Delivery Rate (\$/kWh)	\$0.11006	\$0.11006	\$0.11006	\$0.11006
PG&E PCIA/FF (\$/kWh)	N/A	\$0.04379	\$0.03512	\$0.03512
Total Electricity Cost (\$/kWh)	\$0.22942	\$0.22517	\$0.22345	\$0.23345
Average Monthly Bill (\$)	\$4,245.76	\$4,167.11	\$4,135.28	\$4,320.34

*Solar Choice is a limited program available only to eligible customers that elect PG&E as their electric service provider. For more information please refer to pge.com/solarchoice.

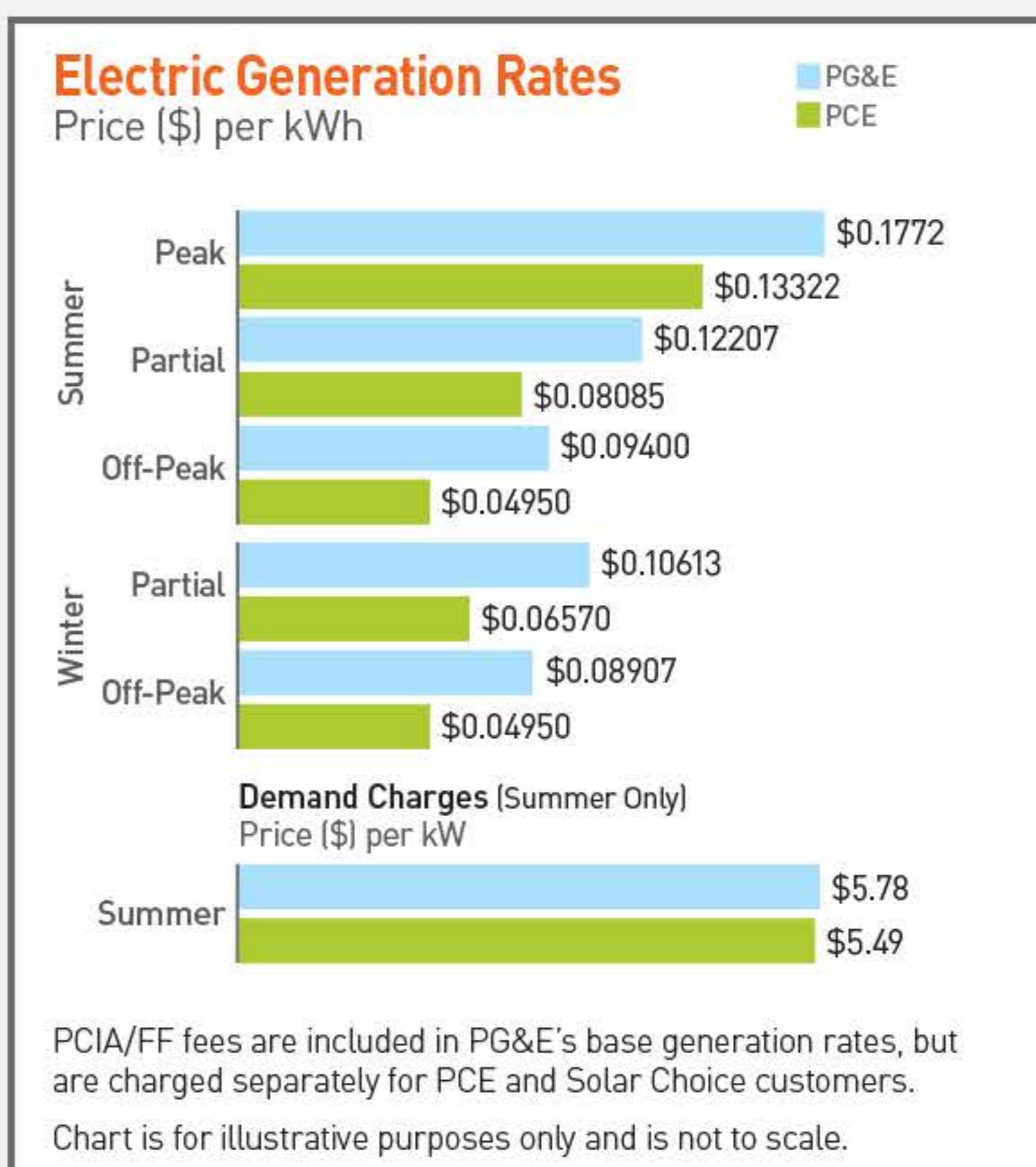
Monthly usage: 18,507
Monthly demand: 58

Current rates as of May 2020

This table compares electricity costs for an average commercial customer in the PCE/PG&E service area with an average monthly demand of 58 kilowatts (kW) and an average monthly usage of 18,507 kilowatt-hours (kWh). This is based on a representative 12-month billing history for all customers on A-10SX rate schedules for PG&E's and PCE's published rates as of May 2020.

Generation Rate is the cost of creating electricity to power your business. The generation rate varies based on your energy provider and the resources included in your energy provider's generation supply.

PG&E Delivery Rate is a charge assessed by PG&E to deliver electricity to your business. The PG&E delivery rate depends on your electricity usage, but is charged equally to both PCE and PG&E customers.



PG&E PCIA/FF represents the Power Charge Indifference Adjustment (PCIA) and the Franchise Fee surcharge (FF). The PCIA is a charge to recover PG&E's above-market costs for generation resources acquired prior to a customer's switch to a third-party electric generation provider. The PCIA also applies to PG&E customers that elect to take service under PG&E's optional Solar Choice program. PG&E acts as a collection agent for the Franchise Fee surcharge, which is levied by the California Public Utilities Commission (CPUC) on behalf of cities and counties in PG&E's service territory for all customers. The costs for resources included in the PCIA and FF surcharges are included in the generation rate for PG&E bundled service customers.

Electric Power Generation Mix*	PG&E	PG&E Solar Choice	PCE ECOplus	PCE ECO100
Specific Purchases	Percent of Total Retail Sales (MWh)			
Renewable	29%	100%	52%	100%
• Biomass & Biowaste	3%	0%	8%	0%
• Geothermal	2%	0%	9%	0%
• Eligible Hydroelectric	2%	0%	5%	0%
• Solar Electric	12%	100%	12%	50%
• Wind	9%	0%	18%	50%
Coal	0%	0%	0%	0%
Large Hydroelectric	27%	0%	37%	0%
Natural Gas	0%	0%	0%	0%
Nuclear	44%	0%	1%	0%
Other	0%	0%	0%	0%
Unspecified Sources of Power**	0%	0%	10%	0%
TOTAL	100%	100%	100%	100%

*As reported to the California Energy Commission's Power Source Disclosure Program. PCE and PG&E data is subject to an independent audit and verification that will not be completed until later in 2020. The figures above may not sum up to 100 percent due to rounding.

**Unspecified sources of power refers to electricity that is not traceable to a specific generating facility, such as electricity traded through open market transactions. Unspecified sources of power are typically a mix of all resource types, and may include renewables.

If this comparison does not address your specific rate, please visit PG&E online at pge.com/cca or call 1 (866) 743-0335. For information on PCE's generation rates, please visit peninsulacleanenergy.com or call 1 (866) 966-0110.



pge.com | [Privacy](#) | [Disclosure](#)

For inquiries, please do not reply to this email. Submit feedback via [Contact Us](#).
"PG&E" refers to Pacific Gas and Electric Company, a subsidiary of PG&E Corporation.
77 Beale St. San Francisco, CA 94105.

© 2020 Pacific Gas and Electric Company. All rights reserved.
These offerings are funded by California utility customers and administered by PG&E under the auspices of the California Public Utilities Commission.

CCC-0720-2405



We support your power to choose

As part of our mutual commitment to support your energy choice, Peninsula Clean Energy (PCE) and Pacific Gas and Electric Company (PG&E) have partnered to provide you with a comparison of typical residential electric rates, average monthly charges, and sources of energy generated.

Residential Electric Rate Comparison, E-1	PG&E	PG&E Solar Choice*	PCE ECOplus	PCE ECO100
Generation Rate (\$/kWh)	\$0.11752	\$0.07312	\$0.07761	\$0.08761
PG&E Delivery Rate (\$/kWh)	\$0.16165	\$0.16165	\$0.16165	\$0.16165
PG&E PCIA/FF (\$/kWh)	N/A	\$0.04243	\$0.03403	\$0.03403
Total Electricity Cost (\$/kWh)	\$0.27917	\$0.27720	\$0.27329	\$0.28329
Average Monthly Bill (\$)	\$115.74	\$114.92	\$113.30	\$117.45

*Solar Choice is a limited program available only to eligible customers that elect PG&E as their electric service provider. For more information please refer to pge.com/solarchoice.

Monthly usage: 415

Current rates as of May 2020

This table compares electricity costs for an average residential customer in the PCE/PG&E service area with an average monthly usage of 415 kilowatt-hours (kWh). This is based on a representative 12-month billing history for all customers on E-1 rate schedules for PG&E's and PCE's published rates as of May 2020.

Generation Rate is the cost of creating electricity to power your home. The generation rate varies based on your energy provider and the resources included in your energy provider's generation supply.

PG&E Delivery Rate is a charge assessed by PG&E to deliver electricity to your home. The PG&E delivery rate depends on your electricity usage, but is charged equally to both PCE and PG&E customers.

PG&E PCIA/FF represents the Power Charge Indifference Adjustment (PCIA) and the Franchise Fee surcharge (FF). The PCIA is a charge to recover PG&E's above-market costs for generation resources acquired prior to a customer's switch to a third-party electric generation provider. The PCIA also applies to PG&E customers that elect to take service under PG&E's optional Solar Choice program. PG&E acts as a collection agent for the Franchise Fee surcharge, which is levied by the California Public Utilities Commission (CPUC) on behalf of cities and counties in PG&E's service territory for all customers. The costs for resources included in the PCIA and FF surcharges are included in the generation rate for PG&E bundled service customers.

Electric Power Generation Mix*	PG&E	PG&E Solar Choice	PCE ECOplus	PCE ECO100
Specific Purchases	Percent of Total Retail Sales (MWh)			
Renewable	29%	100%	52%	100%
• Biomass & Biowaste	3%	0%	8%	0%
• Geothermal	2%	0%	9%	0%
• Eligible Hydroelectric	2%	0%	5%	0%
• Solar Electric	12%	100%	12%	50%
• Wind	9%	0%	18%	50%
Coal	0%	0%	0%	0%
Large Hydroelectric	27%	0%	37%	0%
Natural Gas	0%	0%	0%	0%
Nuclear	44%	0%	1%	0%
Other	0%	0%	0%	0%
Unspecified Sources of Power**	0%	0%	10%	0%
TOTAL	100%	100%	100%	100%

*As reported to the California Energy Commission's Power Source Disclosure Program. PCE and PG&E data is subject to an independent audit and verification that will not be completed until later in 2020. The figures above may not sum up to 100 percent due to rounding.

**Unspecified sources of power refers to electricity that is not traceable to a specific generating facility, such as electricity traded through open market transactions. Unspecified sources of power are typically a mix of all resource types, and may include renewables.

If this comparison does not address your specific rate, please visit PG&E online at pge.com/ccca or call 1 (866) 743-0335. For information on PCE's generation rates, please visit peninsulacleanenergy.com or call 1 (866) 966-0110.



pge.com | [Privacy](#) | [Disclosure](#)

For inquiries, please do not reply to this email. Submit feedback via [Contact Us](#).
 PG&E refers to Pacific Gas and Electric Company, a subsidiary of PG&E Corporation.
 77 Beale St. San Francisco, CA 94105.

© 2020 Pacific Gas and Electric Company. All rights reserved.
 These offerings are funded by California utility customers and administered by PG&E under the auspices of the California Public Utilities Commission.

CCC-0720-2407



We support your power to choose

As part of our mutual commitment to support your energy choice, Peninsula Clean Energy (PCE) and Pacific Gas and Electric Company (PG&E) have partnered to provide you with a comparison of typical commercial electric rates, average monthly charges, and sources of energy generated.

Commercial Electric Rate Comparison, E-19S	PG&E	PG&E Solar Choice*	PCE ECOplus	PCE ECO100
Generation Rate (\$/kWh)	\$0.11204	\$0.07357	\$0.07427	\$0.08427
PG&E Delivery Rate (\$/kWh)	\$0.09069	\$0.09069	\$0.09069	\$0.09069
PG&E PCIA/FF (\$/kWh)	N/A	\$0.04013	\$0.03218	\$0.03218
Total Electricity Cost (\$/kWh)	\$0.20273	\$0.20439	\$0.19714	\$0.20714
Average Monthly Bill (\$)	\$49,160.59	\$49,563.13	\$47,805.06	\$50,229.99

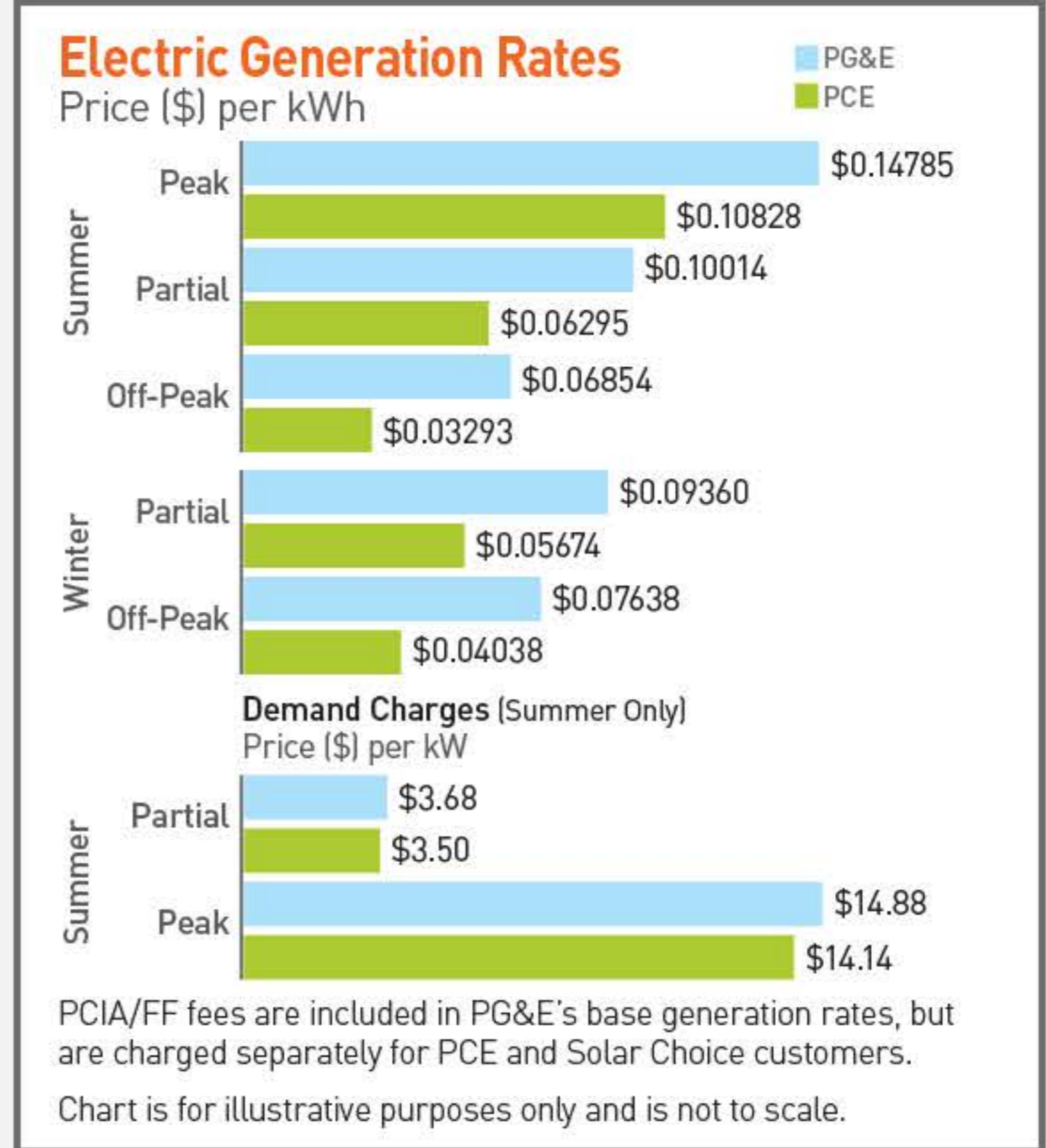
*Solar Choice is a limited program available only to eligible customers that elect PG&E as their electric service provider. For more information please refer to pge.com/solarchoice. Monthly usage: 242,493 Monthly demand: 576

Current rates as of May 2020

This table compares electricity costs for an average commercial customer in the PCE/PG&E service area with an average monthly demand of 576 kilowatts (kW) and an average monthly usage of 242,493 kilowatt-hours (kWh). This is based on a representative 12-month billing history for all customers on E-19S rate schedules for PG&E's and PCE's published rates as of May 2020.

Generation Rate is the cost of creating electricity to power your business. The generation rate varies based on your energy provider and the resources included in your energy provider's generation supply.

PG&E Delivery Rate is a charge assessed by PG&E to deliver electricity to your business. The PG&E delivery rate depends on your electricity usage, but is charged equally to both PCE and PG&E customers.



PG&E PCIA/FF represents the Power Charge Indifference Adjustment (PCIA) and the Franchise Fee surcharge (FF). The PCIA is a charge to recover PG&E's above-market costs for generation resources acquired prior to a customer's switch to a third-party electric generation provider. The PCIA also applies to PG&E customers that elect to take service under PG&E's optional Solar Choice program. PG&E acts as a collection agent for the Franchise Fee surcharge, which is levied by the California Public Utilities Commission (CPUC) on behalf of cities and counties in PG&E's service territory for all customers. The costs for resources included in the PCIA and FF surcharges are included in the generation rate for PG&E bundled service customers.

Electric Power Generation Mix*	PG&E	PG&E Solar Choice	PCE ECOplus	PCE ECO100
Specific Purchases	Percent of Total Retail Sales (MWh)			
Renewable	29%	100%	52%	100%
• Biomass & Biowaste	3%	0%	8%	0%
• Geothermal	2%	0%	9%	0%
• Eligible Hydroelectric	2%	0%	5%	0%
• Solar Electric	12%	100%	12%	50%
• Wind	9%	0%	18%	50%
Coal	0%	0%	0%	0%
Large Hydroelectric	27%	0%	37%	0%
Natural Gas	0%	0%	0%	0%
Nuclear	44%	0%	1%	0%
Other	0%	0%	0%	0%
Unspecified Sources of Power**	0%	0%	10%	0%
TOTAL	100%	100%	100%	100%

*As reported to the California Energy Commission's Power Source Disclosure Program. PCE and PG&E data is subject to an independent audit and verification that will not be completed until later in 2020. The figures above may not sum up to 100 percent due to rounding.

**Unspecified sources of power refers to electricity that is not traceable to a specific generating facility, such as electricity traded through open market transactions. Unspecified sources of power are typically a mix of all resource types, and may include renewables.

If this comparison does not address your specific rate, please visit PG&E online at pge.com/cca or call 1 (866) 743-0335. For information on PCE's generation rates, please visit peninsulacleanenergy.com or call 1 (866) 966-0110.



pge.com | [Privacy](#) | [Disclosure](#)

For inquiries, please do not reply to this email. Submit feedback via [Contact Us](#). "PG&E" refers to Pacific Gas and Electric Company, a subsidiary of PG&E Corporation. 77 Beale St. San Francisco, CA 94105.

© 2020 Pacific Gas and Electric Company. All rights reserved. These offerings are funded by California utility customers and administered by PG&E under the auspices of the California Public Utilities Commission.

CCC-0720-2406