



Valley Clean Energy
604 2nd St.
Davis, CA
95616

INDICIA
FPO



We support your power to choose

As part of our mutual commitment to support your energy choice, Valley Clean Energy (VCE) and Pacific Gas and Electric Company (PG&E) have partnered to provide you with a comparison of typical commercial electric rates, average monthly charges and sources of energy generated.

If this comparison does not address your specific rate, please visit or call us at valleycleanenergy.org (855-699-8232) or pge.com/cca (866-743-0335).

Understanding your energy choice

2020 Commercial Rate Comparison, A-1 TOU

| |  |  | Valley Clean Energy | |
|---------------------------------|---|---|---------------------|------------|
| | | | Standard Green | UltraGreen |
| Generation Rate (\$/kWh) | \$0.11576 | \$0.07381 | \$0.08321 | \$0.09821 |
| PG&E Delivery Rate (\$/kWh) | \$0.14815 | \$0.14815 | \$0.14815 | \$0.14815 |
| PG&E PCIA/FF (\$/kWh) | N/A | \$0.04065 | \$0.03255 | \$0.03255 |
| Total Electricity Cost (\$/kWh) | \$0.26391 | \$0.26261 | \$0.26391 | \$0.27891 |
| Average Monthly Bill (\$) | \$379.83 | \$377.96 | \$379.83 | \$401.42 |

* Solar Choice is a limited program available only to eligible customers that choose PG&E as their electric service provider. For more information, please refer to www.pge.com/solarchoice.

Current Rates as of May 2020

This compares electricity costs for an average commercial customer in the VCE/PG&E service area (Woodland, Davis and unincorporated Yolo County) with an average monthly usage of 1,298 kilowatt-hours (kWh). This is based on a representative 12-month billing history for all customers on A-1 TOU rate schedules for PG&E's and VCE's published rates as of May 1, 2020.

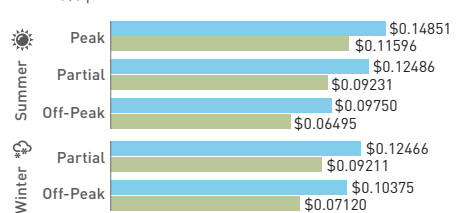
Generation Rate is the cost of creating electricity to power your business. The generation rate varies based on your energy provider and the resources included in your energy provider's generation supply.

PG&E Delivery Rate is a charge assessed by PG&E to deliver electricity to your business. The PG&E delivery rate depends on your electricity usage, but is charged equally to both VCE and PG&E customers.

PG&E PCIA/FF represents the Power Charge Indifference Adjustment (PCIA) and the Franchise Fee surcharge (FF). The PCIA is a charge to recover PG&E's above-market costs for generation resources acquired prior to a customer's switch to a third-party electric generation provider, such as VCE. The PCIA also applies to PG&E customers that elect to take service under PG&E's optional Solar Choice program. PG&E acts as a collection agent for the Franchise Fee surcharge, which is levied by the California Public Utilities Commission (CPUC) on behalf of cities and counties in PG&E's service territory for all customers. The costs for resources included in the PCIA and FF surcharges are included in the generation rate for PG&E bundled service customers.

Electric Generation Rates

Price (\$/kWh)




PCIA/FF fees are included in PG&E's base generation rates, but are charged separately for VCE and Solar Choice customers.

Chart is for illustrative purposes only and is not to scale.

If this comparison does not address your specific rate, please visit or call us at valleycleanenergy.org [855-699-8232] or pge.com/cca [866-743-0335].

2019 Electric Power Generation Mix*

| 2019 Electric Power Generation Mix* | |  | PG&E Solar Choice | Valley Clean Energy | |
|-------------------------------------|-------------------------------------|---|----------------------|---------------------|------------|
| | | | | Standard Green | UltraGreen |
| Specific Purchases | Percent of Total Retail Sales (MWh) | | | | |
| Renewable | 29% | 100% | 45% | 100% | |
| • Biomass & Biowaste | 3% | 0% | 0% | 0% | |
| • Geothermal | 2% | 0% | 1% | 0% | |
| • Eligible Hydroelectric | 2% | 0% | 1% | 34% | |
| • Solar Electric | 12% | 100% | 21% | 33% | |
| • Wind | 9% | 0% | 23% | 32% | |
| Coal | 0% | 0% | 0% | 0% | |
| Large Hydroelectric | 27% | 0% | 31% | 0% | |
| Natural Gas | 0% | 0% | 0% | 0% | |
| Nuclear | 44% | 0% | 0% | 0% | |
| Other | 0% | 0% | 0% | 0% | |
| Unspecified Sources of Power** | 0% | 0% | 23% | 0% | |
| TOTAL | 100% | 100% | 100% | 100% | |

* As reported to the California Energy Commission's Power Source Disclosure Program VCE and PG&E data is subject to an independent audit and verification that will not be completed until later in 2020. The figures above may not sum up to 100 percent due to rounding.

** Unspecified sources of power refers to electricity that is not traceable to a specific generating facility, such as electricity traded through open market transactions. Unspecified sources of power are typically a mix of all resource types, and may include renewables.

For information, visit:

Para detalles de este programa en español, visite:

valleycleanenergy.org
855-699-8232

*PG&E" refers to Pacific Gas and Electric Company, a subsidiary of PG&E Corporation.
©2020 Pacific Gas and Electric Company. All rights reserved. CCC-0720-2376