



We support your power to choose

As part of our mutual commitment to support your energy choice, Valley Clean Energy (VCE) and Pacific Gas and Electric Company (PG&E) have partnered to provide you with a comparison of typical commercial electric rates, average monthly charges and sources of energy generated.




If this comparison does not address your specific rate, please visit PG&E online at pge.com/cca or call 1-866-743-0335. For information on VCE's generation rates, please visit valleycleanenergy.org or call 1-855-699-8232.

Pacific Gas and Electric Company
P.O. Box 997320
Sacramento, CA 95899-7320

Indicia
FPO

Understanding your energy choice

2021 Residential Electric Rate Comparison, E1*

			
Generation Rate (\$/kWh)	\$0.11418	\$0.06610	\$0.08110
PG&E Delivery Rate (\$/kWh)	\$0.16950	\$0.16950	\$0.16950
PG&E PCIA/FF (\$/kWh)	N/A	\$0.04808	\$0.04808
Total Electricity Cost (\$/kWh)	\$0.28368	\$0.28368	\$0.29868
Average Monthly Bill (\$)	\$155.25	\$155.25	\$163.46




*This compares electricity costs for an average residential customer in the VCE/PG&E service area (Woodland, Davis and unincorporated Yolo County) with an average monthly usage of 547 kilowatt-hours (kWh). This is based on a representative 12-month billing history for all customers on E-1 rate schedules for PG&E and VCE's published rates as of March 2021.

Generation Rate is the cost of creating electricity to power your home. The generation rate varies based on your energy provider and the resources included in your energy provider's generation supply.

PG&E Delivery Rate is a charge assessed by PG&E to deliver electricity to your home. The PG&E delivery rate depends on your electricity usage, but is charged equally to both VCE and PG&E customers.

PG&E PCIA/FF represents the Power Charge Indifference Adjustment (PCIA) and the Franchise Fee Surcharge (FF). The PCIA is a charge to ensure that both PG&E customers and those who have left PG&E service to purchase electricity from other providers pay the above market costs for generation resources that were procured by PG&E on their behalf. "Above market" refers to expenditures for electric generation resources that cannot be fully recovered through sales of these resources at current market prices. PG&E acts as a collection agent for the FF surcharge, which is levied by the California Public Utilities Commission (CPUC) on behalf of cities and counties in PG&E's service territory for all customers. The costs for resources included in the PCIA and FF surcharge are included in the generation rate for PG&E bundled service customers.

If this comparison does not address your specific rate, please visit PG&E online at pge.com/cca or call 1-866-743-0335. For information on VCE's generation rates, please visit valleycleanenergy.org or call 1-855-699-8232.

Electric Power Generation Mix*			
Specific Purchases	Percent of Total Retail Sales (kWh)		
Renewable	31%	44%	100%
• Biomass & Biowaste	3%	2%	0%
• Geothermal	3%	0%	0%
• Eligible Hydroelectric	1%	1%	50%
• Solar Electric	16%	26%	50%
• Wind	8%	14%	0%
Coal	0%	0%	0%
Large Hydroelectric	10%	37%	0%
Natural Gas	16%	0%	0%
Nuclear	43%	0%	0%
Other	0%	0%	0%
Unspecified Sources of Power**	0%	20%	0%
TOTAL	100%	100%	100%

*As reported to the California Energy Commission's Power Source Disclosure Program excluding voluntary unbundled renewable energy credits. Data is subject to an independent audit and verification that will not be completed until later in 2021. The figures above may not sum up to 100 percent due to rounding.

**Unspecified sources of power refers to electricity that is not traceable to a specific generating facility, such as electricity traded through open market transactions.

For information, visit:

Para detalles de este programa en español, visite:

參閱本計劃中文版本, 請上網:

valleycleanenergy.org