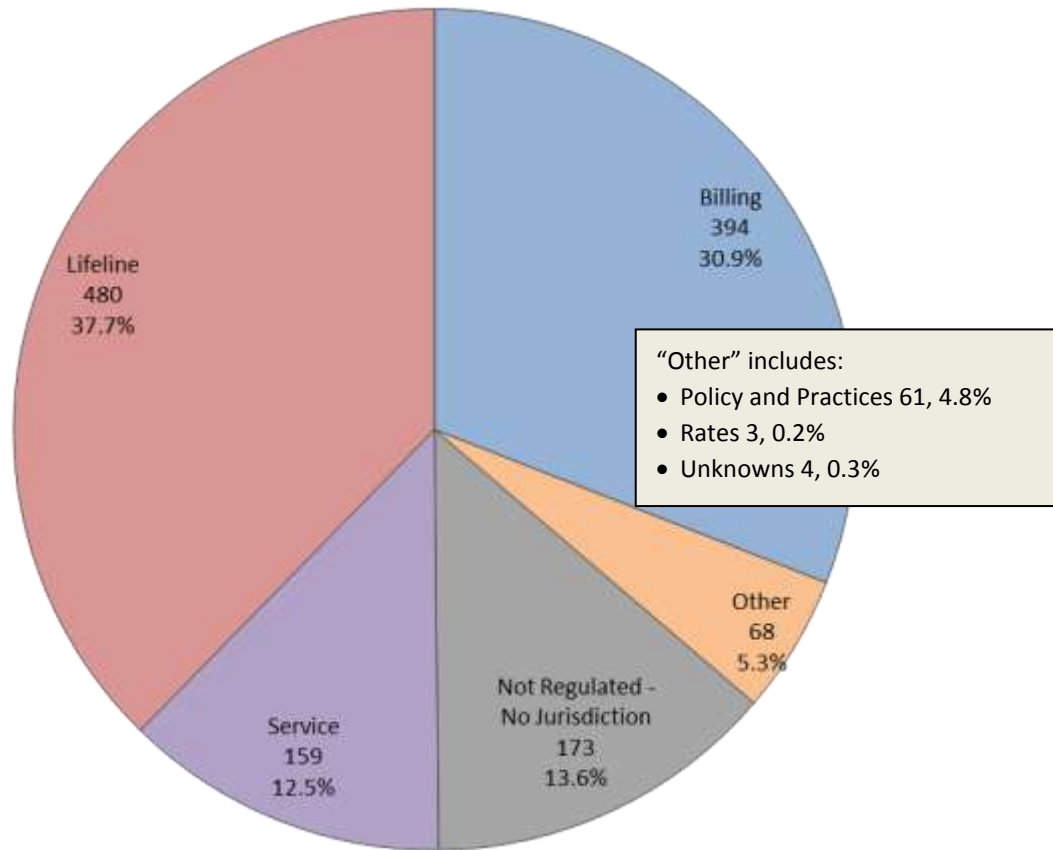


COMMUNICATIONS INDUSTRY Consumer Contacts October 2015



Communications Industry related consumer contacts to CAB for October 2015

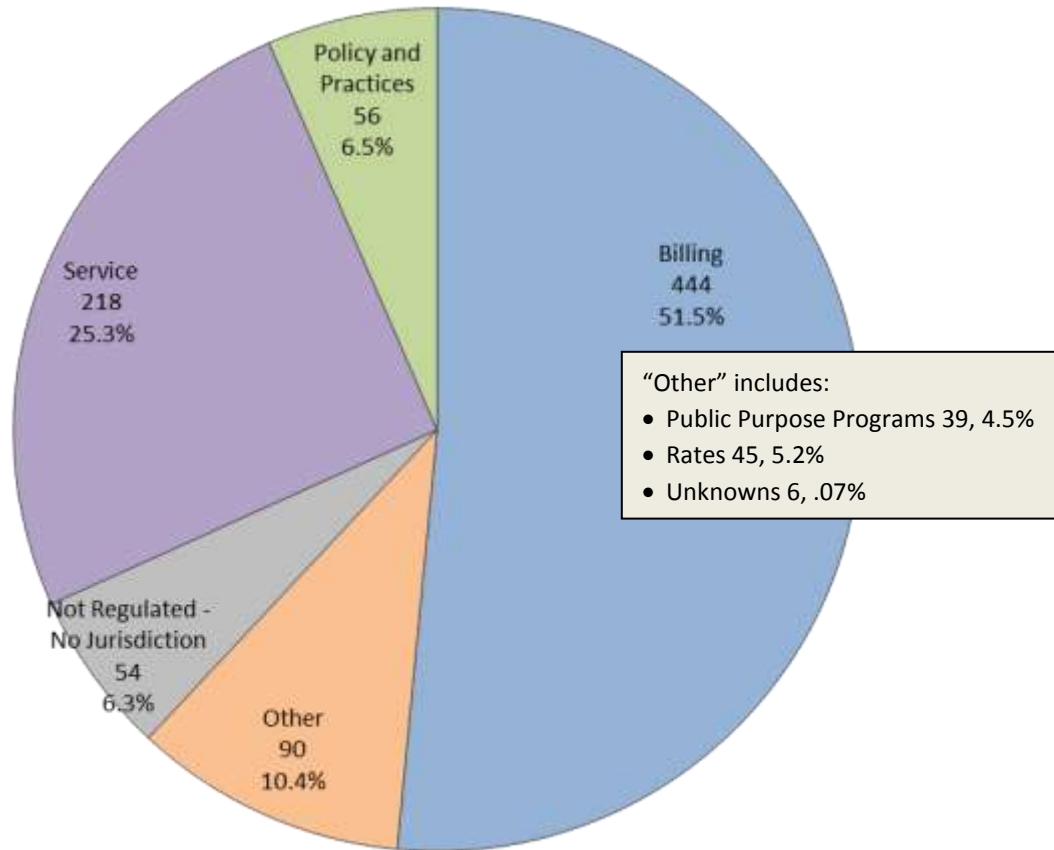
Phone	537
Written	737
Total Contacts	1274

More information on this data can be found through the following links:

- [Table 1](#) reports the total number of Communications Industry related consumer contacts for the period, presented by both utility company and category.
- [Table 2](#) reports the total number of Communications Industry related consumer contacts for the period that require enhanced processing, presented by utility company, category and subcategory.

Table of definitions can be found [here](#).

ENERGY INDUSTRY Consumer Contacts October 2015



Energy Industry related consumer contacts to CAB for October 2015

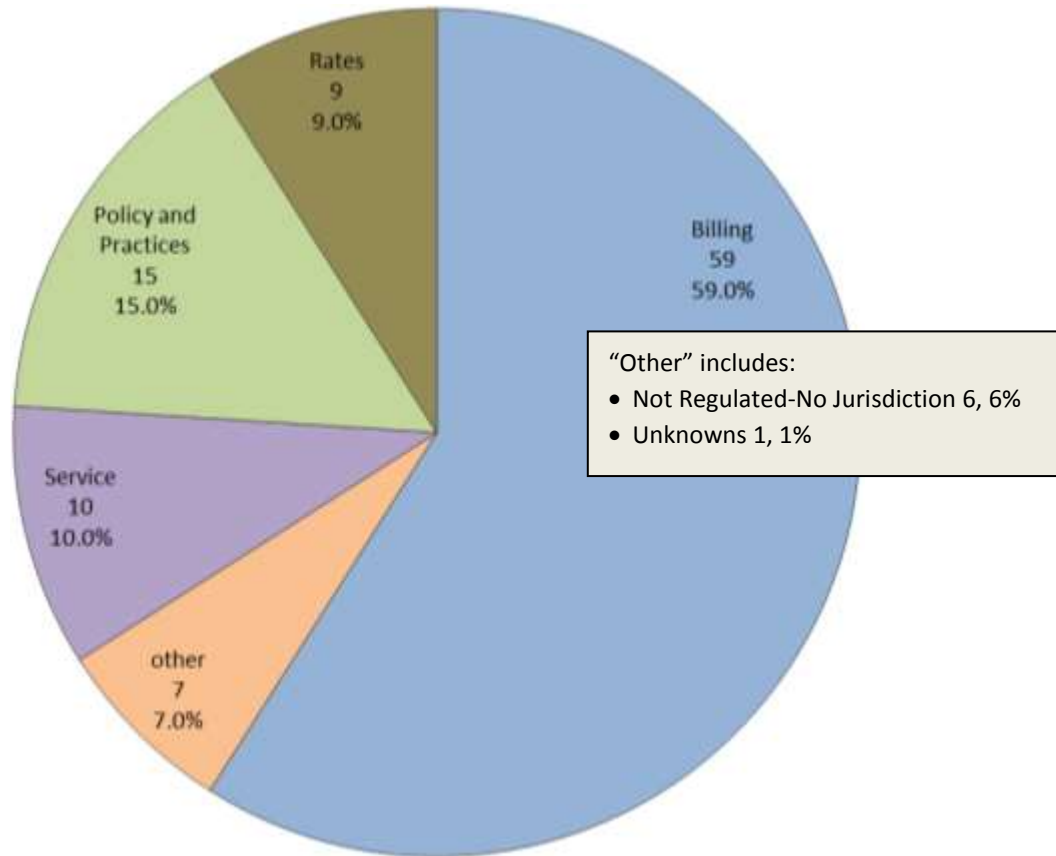
Phone	548
Written	314
Total Contacts	862

More information on this data can be found through the following links:

- [Table 1](#) reports the total number of Energy Industry related consumer contacts for the period, presented by both utility company and category.
- [Table 2](#) reports the total number of Energy Industry related consumer contacts for the period that require enhanced processing, presented by utility company, category and subcategory.

Table of definitions can be found [here](#).

WATER INDUSTRY Consumer Contacts October 2015



Water Industry related consumer contacts to CAB for October 2015

Phone	53
Written	47
Total Contacts	100

More information on this data can be found through the following links:

- [Table 1](#) reports the total number of Water Industry related consumer contacts for the period, presented by both utility company and category.
- [Table 2](#) reports the total number of Water Industry related consumer contacts for the period that require enhanced processing, presented by utility company, category and subcategory.

Table of definitions can be found [here](#).