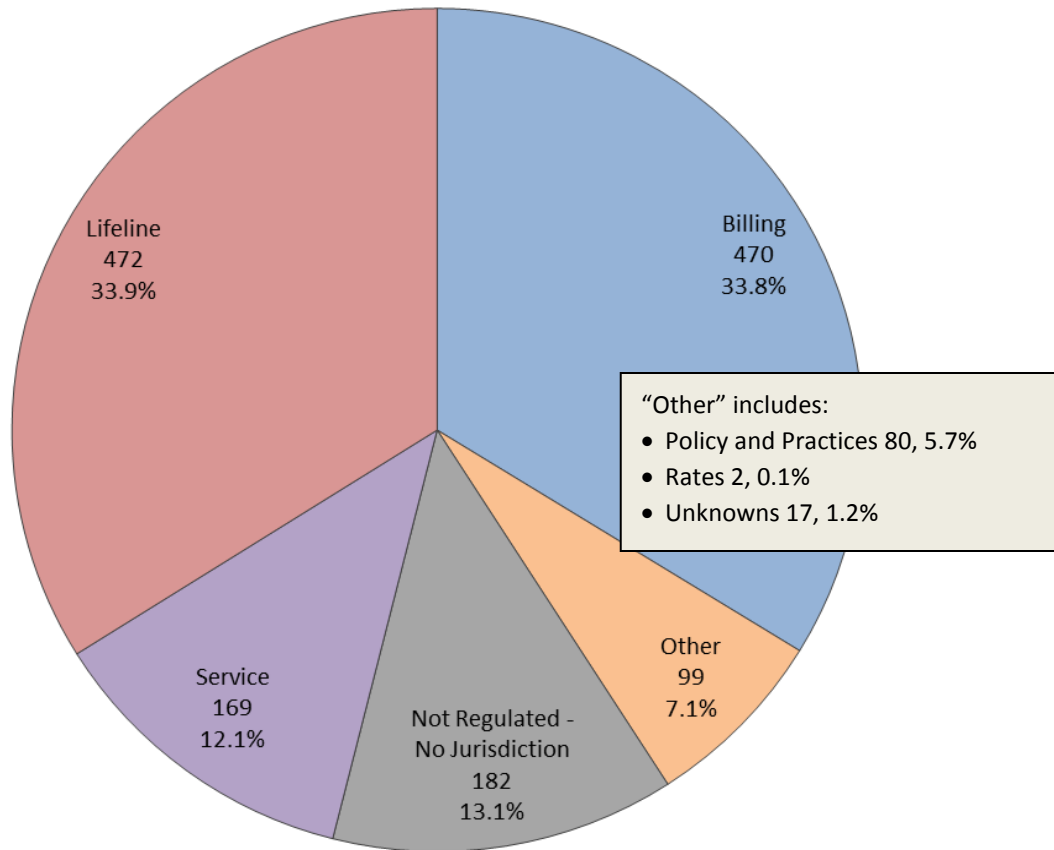


COMMUNICATIONS INDUSTRY

Consumer Contacts

March 2015



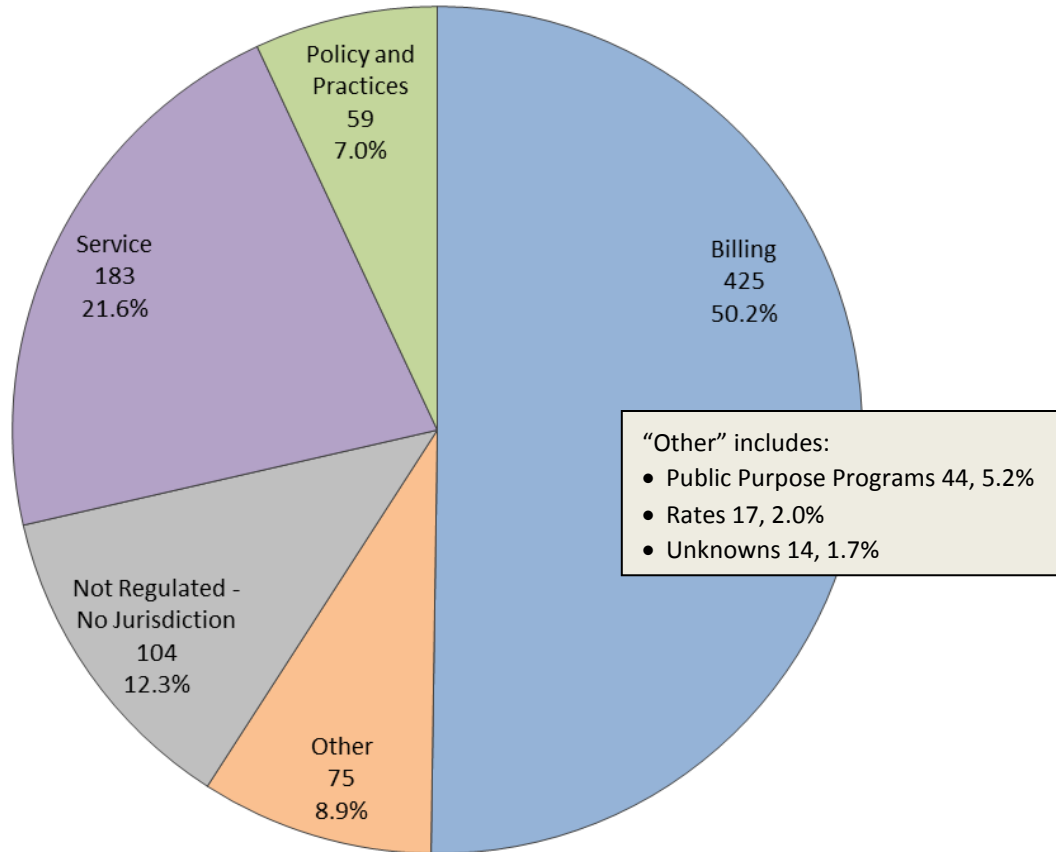
Communications Industry related consumer contacts to CAB for March 2015	
Phone	651
Written	741
Total Contacts	1392

More information on this data can be found through the following links:

- [Table 1](#) reports the total number of Communications Industry related consumer contacts for the period, presented by both utility company and category.
- [Table 2](#) reports the total number of Communications Industry related consumer contacts for the period that require enhanced processing, presented by utility company, category and subcategory.

Table of definitions can be found [here](#).

ENERGY INDUSTRY Consumer Contacts March 2015



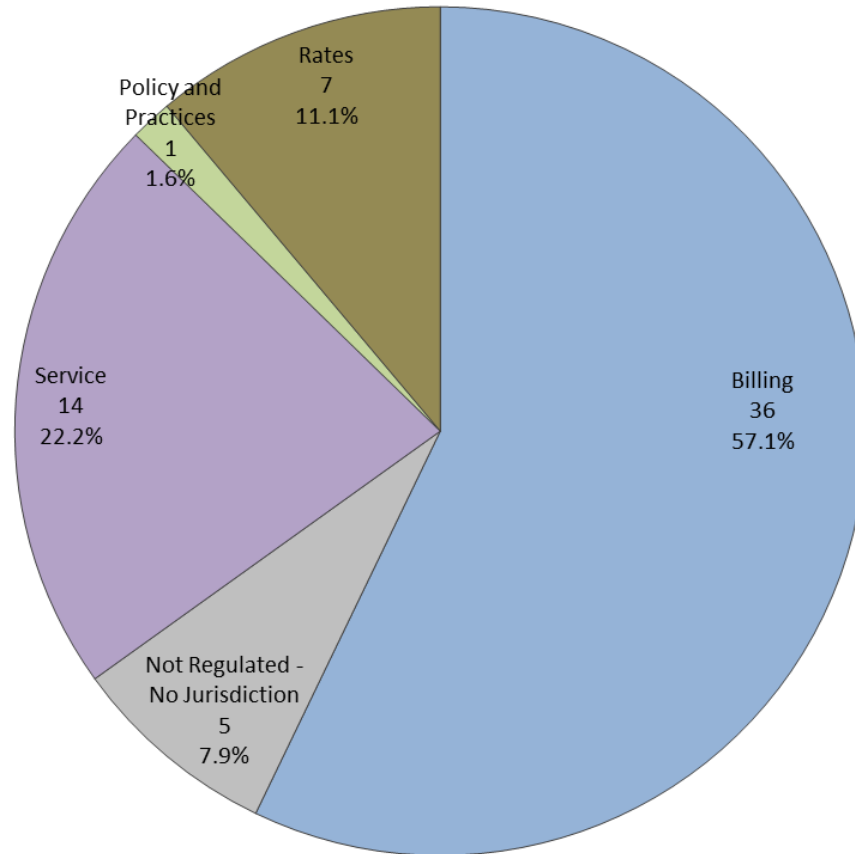
Energy Industry related consumer contacts to CAB for March 2015	
Phone	549
Written	297
Total Contacts	846

More information on this data can be found through the following links:

- [Table 1](#) reports the total number of Energy Industry related consumer contacts for the period, presented by both utility company and category.
- [Table 2](#) reports the total number of Energy Industry related consumer contacts for the period that require enhanced processing, presented by utility company, category and subcategory.

Table of definitions can be found [here](#).

WATER INDUSTRY Consumer Contacts March 2015



Water Industry related consumer contacts to CAB for March 2015	
Phone	43
Written	20
Total Contacts	63

More information on this data can be found through the following links:

- [Table 1](#) reports the total number of Water Industry related consumer contacts for the period, presented by both utility company and category.
- [Table 2](#) reports the total number of Water Industry related consumer contacts for the period that require enhanced processing, presented by utility company, category and subcategory.

Table of definitions can be found [here](#).