

**BEFORE THE PUBLIC UTILITIES COMMISSION OF THE
STATE OF CALIFORNIA**

Order Instituting Rulemaking to Examine Electric
Utility De-Energization of Power Lines in
Dangerous Conditions.

Rulemaking 18-12-005

**SOUTHERN CALIFORNIA EDISON COMPANY'S (U 338-E) PUBLIC SAFETY
POWER SHUTOFF POST-EVENT REPORT FOR AUGUST 10, 2025
DE-ENERGIZATION EVENT**

JENNIFER SHIGEKAWA
WILLIAM W. YU

Attorneys for
SOUTHERN CALIFORNIA EDISON COMPANY

2244 Walnut Grove Avenue
Post Office Box 800
Rosemead, California 91770
Telephone: (626) 302-1634
E-mail: William.W.Yu@sce.com

Dated: **September 11, 2025**

**BEFORE THE PUBLIC UTILITIES COMMISSION OF THE
STATE OF CALIFORNIA**

Order Instituting Rulemaking to Examine Electric
Utility De-Energization of Power Lines in
Dangerous Conditions.

Rulemaking 18-12-005

In compliance with California Public Utilities Commission Public Safety Power Shutoff (PSPS) Order Instituting Rulemaking Phase 1 Decision (D.) 19-05-042, Phase 2 D.20-05-051, Phase 3 D.21-06-034, and PSPS Order Instituting Investigation D.21-06-014, Southern California Edison Company (SCE) hereby submits its PSPS Post-Event Report for the August 10, 2025 de-energization event (Attachment A hereto). Pursuant to the October 14, 2021 email ruling of ALJ Valerie Kao, SCE hereby provides the following link to access and download the attachments and appendices to its PSPS Post-Event Report:

on.sce.com/PSPSpостeventreports.

Respectfully submitted,

WILLIAM W. YU

/s/William W. Yu

By: William W. Yu

Attorney for
SOUTHERN CALIFORNIA EDISON COMPANY
2244 Walnut Grove Avenue
Post Office Box 800
Rosemead, California 91770
Telephone: (626) 302-1634
E-mail: William.W.Yu@sce.com

Dated: **September 11, 2025**

Attachment A

SCE's PSPS Post-Event Report



Adam Smith
Regulatory Relations
Adam.Smith@sce.com

September 11, 2025

Leslie Palmer, Director
Safety Enforcement Division
California Public Utilities Commission
505 Van Ness Avenue
San Francisco, CA 94102

SUBJECT: SCE PSPS Post Event Report – August 9, 2025 to August 27, 2025


Dear Director Palmer:

As required by Resolution ESRB-8 and in accordance with Ordering Paragraph 1 of California Public Utilities Commission (CPUC) Decision (D.) 19-05-042, Southern California Edison Company (SCE) respectfully submits a post-event report for the PSPS event initiated on August 9, 2025 and concluded on August 27, 2025.

This report has been verified by an SCE officer in accordance with Rule 1.11 of the Commission's Rules of Practice and Procedure.

If you have any questions, please do not hesitate to call.

Sincerely,

Signed by:

43FB0E3D64B843D...
/s/ Adam Smith

Adam Smith
Director, Regulatory Relations

cc: ESRB_ComplianceFilings@cpuc.ca.gov

**Southern California Edison
Public Safety Power Shutoff (PSPS) Post-Event Report
August 10, 2025**

**Filed with: The California Public Utilities Commission
Submitted to: Director of the Safety and Enforcement Division
Dated: September 11, 2025**

Table of Contents

Introduction..... 3

Section 1. Executive Summary4

Section 2. Decision-Making Process.....6

Section 3. De-Energized Time, Place, Duration and Customers 15

Section 4. Damage and Hazards to Overhead Facilities..... 17

Section 5. Notification..... 18

Section 6. Local and State Public Safety Partner Engagement 25

Section 7. Complaints and Claims 27

Section 8. Power Restoration Timeline 28

Section 9. Community Resource Centers 29

Section 10. Mitigation to Reduce Impact 33

Section 11. Lessons Learned 34

Section 12. Other Relevant Information 36

Attachment A-Public Safety Partner and Customer Notification Scripts 38

Attachment B-PSPS Event Data Workbook 55

Attachment C- PSPS Maps of Mitigated Circuits 56

Introduction

Southern California Edison (SCE) submits this post-event report to demonstrate its compliance with the California Public Utilities Commission's (CPUC or Commission) PSPS guidelines including Resolution ESRB-8, PSPS Order Instituting Rulemaking (OIR) Phase 1 (Decision (D.) 19-05-042), Phase 2 (D.20-05-051), Phase 3 (D.21-06-034) and PSPS Order Instituting Investigation (OII) (D.21-06-014).¹

This report addresses the event that started on August 8, 2025, at 12:00 p.m. and ended on August 27, 2025, at 12:15 a.m. in Inyo, Kern, Los Angeles, Mono, Riverside, San Bernardino, Santa Barbara, and Tulare Counties. 6,853 customers were de-energized during this event. Three PG&E customers were also in scope, with one residential customer de-energized in Santa Barbara County. This report explains SCE's decision to call, sustain, and conclude the de-energization event, and provides detailed information to facilitate the Commission's evaluation of SCE's compliance with applicable PSPS guidelines.

SCE recognizes that de-energizations pose significant challenges and hardships for our customers and the public safety partners that provide services to the affected communities. SCE's decision to activate its PSPS protocol is based on consideration and weighing of multiple factors, including forecasted weather, fuel conditions, infrastructure vulnerabilities, and potential impacts of PSPS on public safety partners and the communities we serve.

SCE is committed to continuously improving its PSPS processes and welcomes input from customers, public safety partners, community representatives, and local governments on ways to minimize the impact of PSPS events.

¹ This PSPS post-event report is based on the best information and data available as of the filing deadline for the report. SCE continues to gather, analyze, and validate some of the underlying data, and will supplement this report with updated information, as needed, in its annual post-season report. *See* D.21-06-014, Ordering Paragraph (OP) 66, p. 305 (directing SCE to "provide aggregate data . . . in an annual report, including aggregate data that may not have been available at the time the utility filed the 10-day post-event report").

Section 1. Executive Summary

At A Glance							
Total customers notified	Total customers de-energized	List of counties in scope	List of counties de-energized	Total distribution circuits in scope	Total distribution circuits de-energized	# of damage/hazards found	Community resource centers (including CCVs)
56,745	6,853	Inyo, Kern, Los Angeles, Mono, Riverside, San Bernardino, Santa Barbara, and Tulare	Inyo, Kern, Los Angeles, Mono, Riverside, San Bernardino, Santa Barbara, and Tulare	81	21	0	21

1. Brief description of the PSPS event starting from the time when the utility's Emergency Operation Center is activated until service to all customers have been restored.

This event covered a single Period of Concern (POC) as a result of evolving weather forecasts. This resulted in 6,853 customers being de-energized in Inyo, Kern, Los Angeles, Mono, Riverside, San Bernardino, Santa Barbara, and Tulare Counties during this event. A summary of the timeline for this event is provided below.

On August 8, 2025, SCE's meteorologists identified the potential for dangerous fire weather conditions due to a ridge of high pressure bringing localized gusty west to northwest winds across isolated areas of the western San Gabriel Mountains in northern Los Angeles County beginning on August 11, 2025. The area of high pressure was forecast to bring warming temperatures which drive increases in diurnal winds across isolated areas in the mountains concurrent with low humidity. On August 9, SCE's meteorologists identified additional areas of elevated fire weather concerns across isolated areas of Inyo, Kern, Los Angeles, Mono, and Tulare Counties subject to the locally elevated winds. The POC was also extended through August 12. On August 10, Santa Barbara County was added to scope due to localized sundowner winds. The POC was also extended through August 13. On August 11, SCE's meteorologists extended the end of the POC through August 14 due to continued localized elevated winds and also added an isolated area of San Bernardino County to scope as a storm system forecast to transit the northern tier of California was expected to bring gusty west to southwesterly onshore winds for the end of the week. On August 12, SCE's meteorologists extended the POC through August 15 and added an isolated area of Riverside County to scope for the increasing onshore flow. On August 13, the POC was extended through August 16 for continued locally elevated winds associated with onshore flow across Southern California Mountain areas. On August 14, SCE's meteorologists extended the POC through August 18 as broad troughing located off the coast, an area of high pressure inland, and onshore flow were forecast to persist for several days driving elevated diurnal winds in the afternoon and evening hours across isolated areas of the Eastern Sierra. On August 17, SCE's meteorologists extended the POC through August 20 as the area of high pressure located inland was forecast to strengthen and bring high heat and to continue to drive elevated diurnal winds in the Eastern Sierra and Kern County Mountains. On August 18, the POC was extended through August 21 with the area of high pressure, high heat, and onshore flow forecast to remain anchored over the western U.S. for several days. SCE meteorologists also identified the risk of thunderstorm outflow winds developing in Sierra and Southern California mountain areas each

afternoon beginning August 21 through at least August 25, posing additional PSPS risks in localized areas. On August 19, the POC was extended through August 22. On August 20, SCE meteorologists extended the POC through August 23 due to continued locally elevated winds forecast in portions of the Eastern Sierra, Kern County Mountains, Los Angeles County mountains, and Santa Barbara County mountains. On August 23, SCE’s meteorologists extended the POC through August 24 for an isolated area of Kern County. On August 24, the POC was further extended through August 26 for isolated areas of Kern and Los Angeles Counties due to the continued presence of the ridge of high pressure bringing high heat and elevated diurnal winds. The National Weather Service (NWS) also issued Red Flag Warnings for portions of Kern, Los Angeles, and Santa Barbara Counties during this event during portions of the POC. Wind Advisories were also issued by the National Weather Service for portions of Santa Barbara County.

In response to this forecasted fire weather, SCE activated its dedicated PSPS Incident Management Team (IMT) to manage this event and began sending advance notifications of potential PSPS to Public Safety Partners, Critical Facilities and Infrastructure customers, and other customers in scope. SCE also coordinated with PG&E to dispatch notifications to impacted PG&E customer.

This PSPS event concluded after fire weather conditions were no longer forecasted to impact the SCE service area; the IMT de-mobilized on August 27, 2025.

2. **A table including the maximum number of customers notified and actually de-energized; number of counties de-energized; number of tribes de-energized; number of Medical Baseline customers de-energized; number of transmission and distribution circuits de-energized; damage/hazard count; number of critical facilities and infrastructure de-energized.**

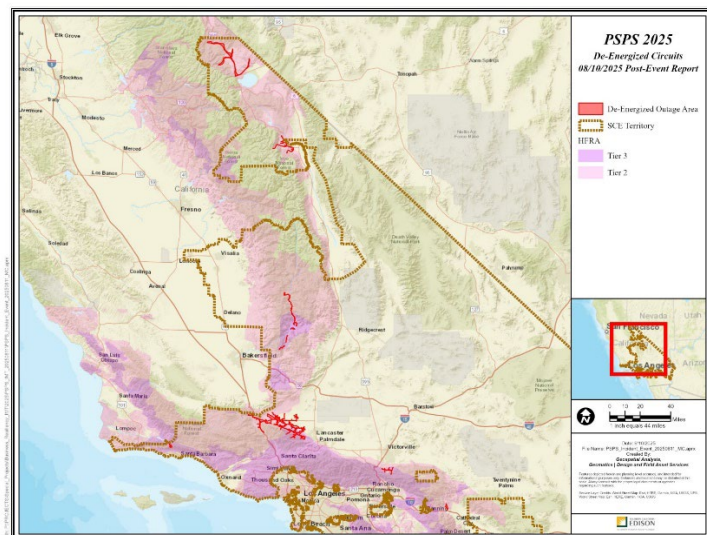
Table 1: PSPS Event Summary²

PSPS Event Summary										
Total Customers			De-energized				Number of Circuits			Damage/Hazard Count
PSPS Notified	De-energized	Cancelled	MBL Customers	Number of Counties	Number of Tribes	Critical Facilities and Infrastructure	Transmission De-energized	Distribution Circuits in Scope	Distribution Circuits De-energized	
56745	6853	49918	189	8	0	403	0	81	21	0

Information related to the PG&E Customers is included in Section 12.

² “PSPS Notified” metric in Table 1 reflects the total number of unique customers that were sent a pre-event notification of potential de-energization during the PSPS event. “Cancelled” metric in Table 1 reflects the total number of unique customers that were sent a pre-event notification of potential de-energization, but not ultimately de-energized (regardless of whether those customers received a cancellation notice). Please see Section 5 of this report regarding missed notifications and cancellation notice metrics.

3. A PDF map depicting the de-energized area(s)



Section 2. Decision-Making Process

1. A table showing factors considered in the decision to shut off power for each circuit de-energized, including sustained and gust wind speeds, temperature, humidity, and moisture in the vicinity of the de-energized circuits.³

Table 2: Factors Considered in Decision to De-Energize⁴ (Continued in Attachment B)

³ FPI inputs include wind speed, dewpoint depression (which is a measure of how dry the air is), and various fuel moisture parameters, as detailed in Section 2-2 of this report. Other variables, such as temperature and humidity, while potential contributors to fire spread, are not direct inputs into the FPI calculation. Temperature and humidity are accounted for indirectly through the inclusion of dewpoint depression in the FPI rating. Because temperature, humidity, and moisture are not distinct “factors considered” in SCE’s de-energization decisions, they are not reported separately, but are reflected in the actual FPI rating for each de-energized circuit, as shown in Table 2. The notation “N/A” (Not Applicable) in Table 2 means that Sustained Wind Speed, Gust Wind Speed and Fire Potential Index (FPI) data is not available for downstream circuits which are included in Table 2 solely because these circuits are electrically connected to circuits in scope for potential de-energization. A downstream circuit would need to be de-energized if the parent circuit to which it is connected exceeds PSPS criteria. Factors considered in decision to de-energize customers on downstream circuits are already accounted for in Table 2 for the parent circuits.

⁴ In this table, the term “Wind Speed Activation Thresholds” corresponds to SCE’s operational term “Wind Thresholds” and “De-Energization Thresholds” corresponds to SCE’s operational term “Wind Trigger.” During an activation, FPI thresholds are initially based on forecasted conditions, but actual de-energization decisions are based on real-time operational data. When a circuit is within its designated POC, SCE assumes the FPI threshold has been met and may proceed with de-energization to mitigate risk. For circuits outside the POC, real-time weather (Wx) data is used to assess FPI conditions. As a result, some FPI values in Table 2 may appear lower than the FPI threshold. Actual sustained and gust wind speeds in Table 2 are recorded at the time the decision was made to begin the de-energization process and do not reflect peak wind and gust speeds observed during the POC, which may be higher.

Factors Considered in Decision to De-Energize									
Circuit De-energized	Sustained Wind Speed			Gust Wind Speed			Fire Potential Index (FPI)		FireRisk Output Ratio
	Activation Threshold	De-energization Threshold	Actual	Activation Threshold	De-energization Threshold	Actual	Threshold	Actual	
BIRCHIM	23	22.09	21.32	35	32.78	34.41	11	13.89	38.48816155
BLEDSE	26	25.03	25.52	39	37.15	31.64	11	10.95	297.2777679
BONANZA	23	22.09	23.48	35	32.78	27.25	11	13.84	107.7378981
CACHUMA	32	30.40	31.06	46	44.08	39.09	12	14.81	37.50305642
CONWAY	26	25.03	17.55	39	37.15	38.87	11	10.79	592.0606584

2. Decision criteria and detailed thresholds leading to de-energization including the latest forecasted weather parameters versus actual weather. Also include a PSPS decision-making diagram(s)/flowchart(s) or equivalent along with narrative description.

SCE forecasts fire weather conditions using both wind speeds and a Fire Potential Index (FPI), which estimates the likelihood of a spark turning into a major wildfire.

FIRE POTENTIAL INDEX

The FPI includes inputs on wind speed, humidity, fire potential, and vegetation dryness. The variables used to generate the FPI score are sourced from the Weather Research and Forecasting (WRF) model, which has been optimized for SCE to replicate our specific geography and weather conditions. FPI uses a whole-number scale with a range from 1 to 17.

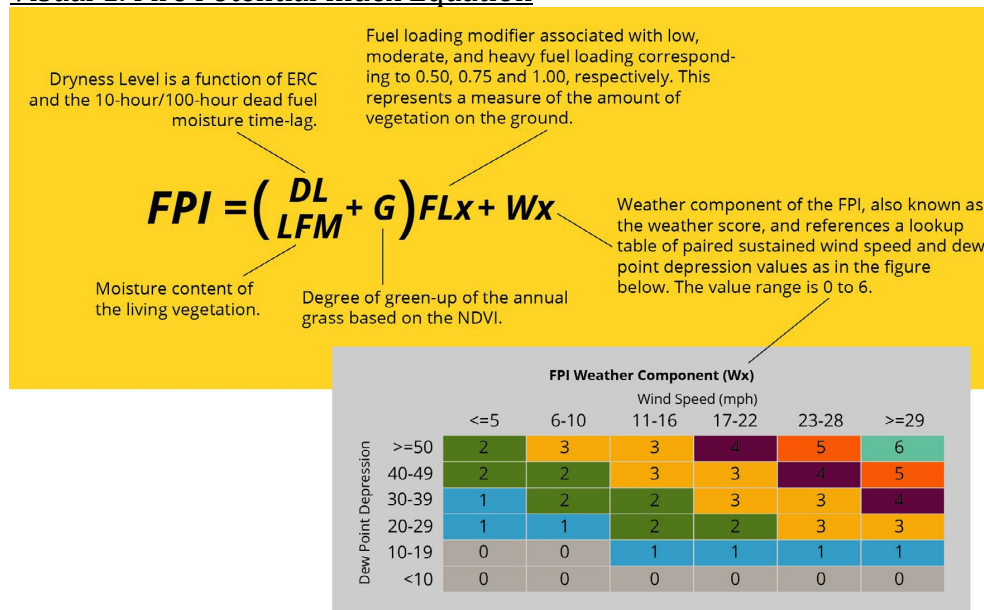
FPI is calculated using the following inputs:

- Wind speed—Sustained wind velocity at 6 meters above ground level.
- Dew point depression—The dryness of the air as represented by the difference between air temperature and dew point temperature at 2 meters above ground level.
- Energy release component (ERC) — “The available energy (BTU) per unit area (square foot) within the flaming front at the head of a fire ... reflects the contribution of all live and dead fuels to potential fire intensity.” ⁵
- 10-hour dead fuel moisture—A measure of the amount of moisture in ¼-inch diameter dead fuels, such as small twigs and sticks.
- 100-hour dead fuel moisture—A measure of the amount of moisture in 1- to 3-inch diameter dead fuels, i.e., dead, woody material such as small branches.
- Live fuel moisture—A measure of the amount of moisture in living vegetation.
- Normalized Difference Vegetation Index (NDVI)— “... used to quantify vegetation greenness and is useful in understanding vegetation density and assessing changes in plant health.” ⁶

⁵ U.S. Department of Agriculture. n.d. “Energy Release Component (ERC) Fact Sheet.” Forest Service. Accessed April 14, 2021. https://www.fs.usda.gov/Internet/FSE_DOCUMENTS/stelprdb5339121.pdf.

⁶ U.S. Department of the Interior. n.d. Landsat Normalized Difference Vegetation Index. Accessed May 15, 2024. https://www.usgs.gov/core-science-systems/nli/landsat/landsat-normalized-difference-vegetation-index?qt-science_support_page_related_con=0#qt-science_support_page_related_con.

Visual 1. Fire Potential Index Equation



The baseline FPI for most fire climate zones is set at 13 based on a risk analysis of historical fire data. Circumstances when the baseline FPI is set at 12 instead of 13 include:

Fire Climate Zone 1 (FCZ1) (Coastal region) — The threshold for FCZ1 is set at 12 because probability calculations indicated a significantly higher ignition risk factor at an FPI threshold of 13 for this FCZ than for the other FCZs. (Within FCZ1, Catalina Island FPI is set at 11 because of its extremely limited egress and constrained fire suppression capability.)

- **Circuits located in an active Fire Science Area of Concern (AOC)** — AOCs are areas within FCZs that are at high risk for fire with significant community impact. This designation is based on factors that are part of FPI, as well as egress, fire history, and fire consequence. Further details about AOCs can be found in SCE's Wildfire Mitigation Plan.

The forecast FPI is further refined and calibrated by integrating model guidance from proprietary data. These refined FPI values are used to determine which circuits are reasonably forecast to breach PSPS thresholds during the event, and the values are recorded on SCE's monitored circuit list (MCL). SCE's meteorologists and fire scientists can further refine these initial estimated FPI values in real time, based on actual weather observations.

When broader fire weather concerns are identified, or when the circumstances of the event in certain areas or regions suggest additional risk, SCE may reduce the FPI threshold at which circuits would be de-energized (see section 2.3) or utilize a daily forecasted maximum FPI for de-energization decisions. These de-energization decisions are made to help protect community safety.

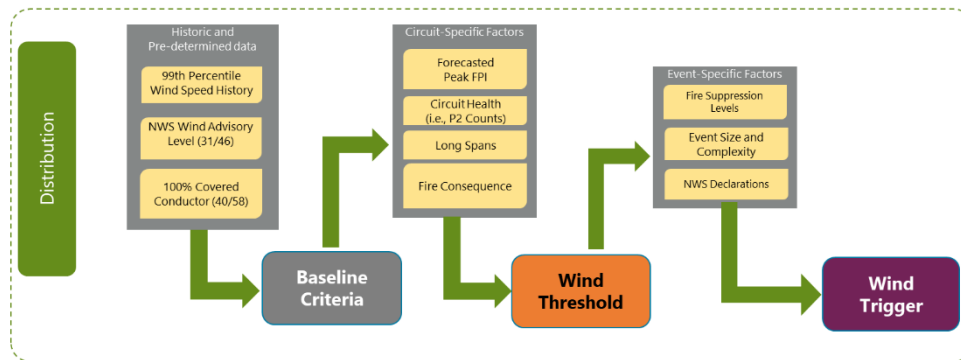
WIND SPEEDS

Wind speeds are forecast up to seven days out, using a twice daily output from four supercomputers. These supercomputers run 18 custom weather models that produce forecasts that are optimized for localized conditions within our service territory. We have calibrated the accuracy of these models using historical wind events, and they have lower predictive errors than public models. As the number of weather stations recording year-over-year data increases, they produce weather data

which we can then use predictively to produce point-specific forecasts across our PSPS circuits. Weather stations are located on or near most circuits and real-time readings from these weather stations are publicly available.⁷

Visual 2. PSPS Decision-Making Flowchart/Diagram

Wildfire Thresholds for Distribution



The thresholds for the circuits in scope for potential de-energization during this event were set as follows:

Table 3: Circuit Thresholds⁸ (Continued in Attachment B)

Circuit Thresholds					
Circuit	FPI Threshold Rating	Wind Speed Activation Thresholds		De-Energization Thresholds	
		Sustained Wind	Gust Wind	Sustained Wind	Gust Wind
BIRCHIM	11	23	35	22.09	32.78
BLED SOE	11	26	39	25.03	37.15
BONANZA	11	23	35	22.09	32.78
CACHUMA	12	32	46	30.40	44.08
CONWAY	11	26	39	25.03	37.15

Forecasted versus actual weather parameters for this event were as follows:

- Wind: Sustained winds of 20-to-35 mph and wind gusts of 25-to-45 mph were forecast for Inyo, Los Angeles, Kern, Mono, Riverside, San Bernardino, Santa Barbara, and Tulare Counties during this event, with isolated areas of higher gusts up to 60 mph. Peak observed wind speeds in areas of concern were 45 mph sustained and 61 mph gusts during this event.

⁷ <https://www.sce.com/weatherstations>.

⁸ In this table, the term “Wind Speed Activation Thresholds” corresponds to SCE’s operational term “Wind Thresholds,” and “De-Energization Thresholds” corresponds to SCE’s operational term “Wind Trigger.” The notation “N/A” (Not Applicable) in Table 3 means that Fire Potential Index (FPI) Threshold Rating, Wind Speed Activation Threshold, and De-Energization Threshold are not available for downstream circuits which are included in Table 3 solely because these circuits are electrically connected to circuits in scope for potential de-energization. A downstream circuit would need to be de-energized if the parent circuit to which it is connected exceeds PSPS criteria. Circuit threshold for customers on downstream circuits is already accounted for in Table 3 for the parent circuits.

- Relative humidity: Relative humidity during this event was forecast to be between 5% and 25% for the county or counties in scope concurrent with the strong winds. Actual observed relative humidity ranged from 6% to 69% during this event. As discussed in Section 2-1 above, relative humidity is just one of many variables that inform SCE's FPI ratings.

3. A thorough and detailed description of the quantitative and qualitative factors SCE considered in calling, sustaining, or curtailing each de-energization event including any fire risk or PSPS risk modeling results, and a specification of the factors that led to the conclusion of the de-energization event.

- Individual components of the FPI score are forecast hourly for each 2 km by 2 km grid cell. The model is run twice a day and provides an hourly forecast for five days forward. The forecasts associated with each of the FPI components for each grid cell are then summarized by circuit for three-hour intervals. The 2-kilometer square resolution allows the models to assess weather in the many micro-climates that occur in California's mountainous topography. When a circuit meets its de-energization FPI criteria within the POC, it is considered to be meeting FPI criteria for the duration of the POC and can be de-energized based on windspeeds.
- For bare wire distribution circuits, SCE considers the lower of the National Weather Service's (NWS) wind advisory levels (defined as 31 mph sustained wind speed and 46 mph gust wind speed) or the 99th percentile of historical wind speeds to set baseline activation criteria for each circuit. The wind advisory level is chosen because debris or vegetation may become airborne as described by the Beaufort Wind Scale, while a circuit's 99th percentile wind speeds represent extreme and unusual wind activity for the area.⁹ For distribution circuits in which 100% of the wires have covered conductor, this baseline threshold is set at 40 mph for sustained winds and 58 mph for gusts. This aligns with the NWS high wind warning level for windspeeds at which infrastructure damage might occur.
- Circuit-specific factors are used to adjust baseline criteria to determine wind thresholds for activation. These factors include:
 - Environmental impacts such as forecasted peak FPI during the period of concern
 - Circuit health conditions based on existing priority notifications¹⁰ and vulnerabilities including patrols within the seven days leading up to the period of concern
 - Fire consequence as determined by fire spread simulations
- Event-specific factors are used to determine de-energization wind triggers. These factors include:
 - Active wildfires and associated fire suppression resource availability
 - Event size and operational complexity, including the number, type, and operational status of circuits in scope for the event
 - Extreme fire weather scenarios, such as the NWS Particularly Dangerous Situation

⁹ There are a handful of circuits that have legacy thresholds below the NWS advisory level because they have a history of local circuit outages at lower wind speeds.

¹⁰ SCE uses a notification priority rating system to rank the potential impacts to safety or reliability of electrical equipment conditions during inspections and patrols. These conditions may present a hazard to workers or to the public or conditions which may cause a system failure.

De-energization decisions are made as circuits approach or meet de-energization wind triggers and trend upwards, often at a percentage of windspeed triggers depending on the risks noted above. SCE considered the following factors when deciding to conclude this de-energization event:

- Weather modeling for the areas of concern. SCE's meteorologists indicated elevated fire weather conditions would continue to abate below wind and FPI thresholds throughout the night on August 26, 2025 due to forecasted decreasing wind speeds and FPI.
 - Observed wind speeds and FPI ratings. Observed wind and FPI ratings for all circuits in scope no longer met de-energization threshold criteria as of 7:25 a.m. on August 24, 2025.
- 4. An explanation of how the utility determined that the benefit of de-energization outweighed potential public safety risks, and analysis of the risks of de-energization against not de-energizing. The utility must identify and quantify customer, resident, and the general public risks and harms from de-energization and clearly explain risk models, risk assessment processes, and how the power disruptions to customers, residents, and the general public is weighed against the benefits of a proactive de-energization.**

SCE assesses and compares potential public safety risks associated with proactive de-energization (PSPS risk) and simulated wildfire risk (PSPS benefit in avoiding a wildfire) for all circuits in scope for the POC, using its PSPS In-Event Risk Comparison Tool.¹¹ Inputs into this tool include, among other factors, wildfire simulations, and circuit specific data. The results of these circuit specific assessments are displayed in the Central Data Platform and used by Incident Commanders to inform de-energization decisions, in conjunction with other relevant quantitative and qualitative factors described in Section 2 of this report. Incident Commanders consider these assessments in making de-energization decisions to ensure the wildfire risk (PSPS benefit in avoiding a wildfire) outweighs the risk associated with PSPS for each circuit in scope.

The circuit-specific criteria and data used in this assessment include:

- **For PSPS Risk:** Customers served, estimated population, and the relative ranking of the circuits in scope by the percentage of Access and Functional Needs (AFN) and Non-Residential Critical Infrastructure (NRCI) customers.
- **For Wildfire Risk:** Wildfire simulations (using Technosylva FireRisk¹² modeling) for potential ignitions based on dynamic, in-event weather, and wind conditions in proximity to the circuits in scope for de-energization. These conditions are used to determine the extent of an estimated fire footprint (or fire shed). Within that fire shed, the risk of a wildfire is calculated based on the

¹¹ SCE will continue to refine the PSPS In-Event Risk Comparison Tool based on real-time experience, additional data, modeling enhancements, and ongoing benchmarking with other IOUs. Estimates and assumptions described herein are based on risk models reflecting current industry best practices (such as FireRisk (formally FireCast) and are subject to being updated as the modeling improves.

¹² Technosylva is a suite of wildfire simulation models or tools. While relying on a similar underlying fire propagation engine, each model is designed to support a unique use case. FireRisk (formally FireCast) is specifically designed to forecast ignition risk associated with electric utility assets over a 7-day horizon based on expected short-term weather conditions.

number of structures, population, and acres potentially threatened within the impacted area.

The resulting outputs of the PSPS In Event Risk Comparison Tool are used to calculate potential Safety, Financial, and Reliability impacts (or attributes) of: (1) a wildfire and (2) a proactive de-energization event, as summarized in the table below:

Risk Attribute	Wildfire Consequences	PSPS Consequences
Safety	SCE calculates the estimated number of fatalities and serious injuries based on a forecast of impacted population within the Technosylva wildfire consequence simulation. This number, in turn, is converted into the Safety index.	SCE leverages epidemiological studies and information drawn from past widespread power outage events including the 2003 Northeast Blackout, the 2011 Southwest Blackout, and the IOUs' 2019 PSPS post-event reports. ¹³ The resulting estimates of fatalities and serious injuries per customer minutes interrupted (CMI) are intended to approximate potential safety consequences due to the power outage, such as illnesses resulting from food spoilage or exacerbation of existing underlying health conditions. SCE enhanced the PSPS safety attribute through the application of a circuit-specific AFN/NRCI multiplier. This multiplier represents the relative ranking of each circuit based on the number of AFN and NRCI customers on the circuit.
Reliability	SCE assumes 24 hours without power per customer on each circuit in scope due to wildfire. This duration was used to maintain consistency with Technosylva 24-hour fire propagation simulation, as well as the PSPS impact duration.	SCE estimates the total customer minutes interrupted (CMI) due to proactive de-energization on a circuit. It is the product of the number of customers on a circuit and the total number of minutes of estimated interruption. SCE assumes 1,440 CMI per customer (24 hours x 60 minutes) to represent de-energization over a 24-hour period.
Financial	SCE calculates the financial impact of wildfire by assigning a dollar value to the buildings and acres within the fire shed potentially threatened by wildfire. For buildings, SCE uses a system average replacement value assumption. For acres, SCE uses assumed costs of suppression and restoration. ¹⁴	SCE conservatively assumes \$250 ¹⁵ per customer, per de-energization event to quantify potential financial losses for the purpose of comparing PSPS risk to wildfire risk. The figure represents potential customer losses, such as lost revenue/income, food spoilage, cost of alternative accommodations, and equipment/property damage. This value is based on a Value of Lost Load (VoLL), which is a widely accepted industry methodology to estimate a customer's willingness to accept compensation for service interruption. VoLL is dependent on many factors, including the type of customer, the duration of the outage, the time of year, the number of interruptions a customer has experienced. SCE's VoLL estimate is consistent with academic and internal studies to estimate VoLL for a single-family residential customer for a 24-hour period.

¹³ See, e.g., Anderson, G.B., Bell, M.B (2012). Lights Out: Impact of the August 2003 Power Outage on Mortality in New York, NY, *Epidemiology* 23(2) 189-193. doi: 10.1097/EDE.0b013e318245c61c.

¹⁴ Suppression costs are based on a five-year average of California's reported wildfire suppression costs from 2016-2020. Restoration costs are assumed to be \$1,227/acre based on research papers published by the Bureau of Land Management.

¹⁵ SCE utilizes \$250 per customer, per de-energization event to approximate potential financial losses on average, recognizing that some customers may experience no financial impact, while other customers' losses may exceed \$250.

The resulting natural unit consequences for PSPS and wildfire risk are converted to unitless risk scores—one for PSPS risks and one for wildfire risks¹⁶ using SCE Multi-Attribute Risk Score (MARS) framework.

The use of a unit-less risk score allows SCE to compare the resulting risk scores to each other by dividing the wildfire risk score (*i.e.*, the potential benefit of PSPS) by the PSPS risk score (*i.e.*, the potential public harm of PSPS). The calculation results in an easily interpretable benefit/risk ratio for each circuit in scope.

If the resulting ratio is equal to 1, wildfire and PSPS risk are equal to one another. If the ratio is greater than one, wildfire risk exceeds PSPS risk (the higher the resulting number, the more the wildfire risk outweighs the PSPS risk). If the ratio is less than 1, PSPS risk outweighs the wildfire risk.

The table below displays circuit-specific inputs—including the number of customers on a circuit, AFN/NRCI multiplier, number of acres and buildings potentially threatened—all of which are used to calculate the PSPS and wildfire risk scores (shown in columns titled “PSPS Risk” and “Wildfire Risk”). These risk scores are then compared in the last column (highlighted in yellow) titled “FireRisk Output Ratio,” which shows the ratios of wildfire risk (corresponding to potential benefit of PSPS) to PSPS risk (corresponding to potential public harm from PSPS) for each circuit in scope. All ratios in the “FireRisk Output Ratio” column for are greater than 1, meaning that the wildfire risk exceeded PSPS risk for all circuits in scope. These results were presented to the Incident Commanders in advance of de-energization to inform PSPS decision-making.

Table 4: PSPS Risk vs. Benefit Comparison Tool (Continued in Attachment B)

The \$250 value is a conservative assumption used for the limited purpose of estimating the potential financial consequences of PSPS as one of many inputs into SCE’s PSPS In-Event Risk Comparison Tool. It is not an acknowledgment that any given customer has or will incur losses in this amount, and SCE reserves the right to argue otherwise in litigation and other claim resolution contexts, as well as in CPUC regulatory proceedings.

¹⁶ MARS is SCE’s version of Multi-Attribute Value Function (MAVF). The MAVF was developed as part of the Safety Model Assessment (S-MAP) proceeding and is used in the utilities’ 2018 Risk Assessment Mitigation Phase (RAMP) Report (I.18-11006, pp. 1-28) filings to compare risks and mitigation alternatives. SCE has improved its MARS framework since first developing it for the 2018 RAMP. SCE MARS 2.0 attributes, units, weights, ranges, and scales are shown below, and are further described in SCE’s 2022 RAMP report. See A.21-05-13, Chapter 2 – Risk Model and RSE Methodology.

Attribute	Unit	Weight	Range	Scaling
Safety	Index	50%	0 – 100	Linear
Reliability	CMI	25%	0 – 2 billion	Linear
Financial	\$	25%	0 – 5 billion	Linear

PSPS Risk vs. Benefit Comparison Tool										
Circuit	All Customers	Population	AFN/NRCI Multiplier	24 Hour CMI (24 x 60)	FireRisk Acres	FireRisk Buildings	FireRisk Population	PSPS Risk (24 hr Impact- PSPS Model)	Wildfire Risk (24hr Impact- PSPS Model)	FireRisk Output Ratio
BIRCHIM	583	1749	1.18298497	1440	729.9	58	66	0.000122831	0.004727552	38.488162
BLEDSE	163	489	1.48661796	1440	6040.1	124	77	0.0000351032	0.010435386	297.27777
BONANZA	1279	3837	1.15923334	1440	7719.5	356	414	0.000269003	0.02898186	107.7379
CACHUMA	2510	7530	1.12499754	1440	5136	239	132	0.000544059	0.019748737	37.503056
CONWAY	27	81	1.45447368	1440	1904.2	41	41	0.000158549	0.003434715	592.06066

For this de-energization event, the results of the PSPS Risk vs. Benefit Comparison Tool supported SCE's decision to de-energize, indicating that all circuits de-energized during this event de-energization during this event¹⁷ had a PSPS benefit/risk ratio greater than one (1). Thus, the estimated benefit of PSPS outweighed the estimated risk of PSPS for this event.

5. Explanation of alternatives to de-energization and other wildfire mitigation measures in de-energized areas; PSPS last resort analysis.

SCE deploys a suite of wildfire mitigation measures aimed at reducing the probability of ignitions associated with electrical infrastructure in high fire risk areas without resorting to PSPS. These activities include grid hardening measures such as installation of covered conductor, repair, or replacement of equipment on poles (e.g., crossarms, transformers), and installation of protective devices (e.g., fast acting fuses and relay settings).¹⁸ In addition, SCE has implemented operational practices including enhanced inspections, vegetation management, and fire climate zone operating restrictions¹⁹ in high fire risk areas. Certain protective measures such as fast curve settings and fire climate zone operating restrictions are applied to a majority of high fire risk circuits and are typically in effect for the duration of the fire season; others such as covered conductor are permanent and in place year-round. SCE's PSPS wind speed thresholds account for circuits or isolatable circuit segments that are fully hardened with covered conductor, thereby potentially limiting the duration and number of customers affected by PSPS during fire weather events. However, during severe fire weather conditions (dry and windy), there is a heightened risk of ignitions primarily due to wind-driven foreign objects or airborne vegetation coming into

¹⁷ The table showing the results of the PSPS Risk vs. Benefit Comparison Tool includes ratios for all de-energized circuits for this event, all of which indicate the benefit of wildfire avoidance (achieved through PSPS or other mitigation measures) exceeded PSPS risk. As noted above, the results of the Tool are among many quantitative and qualitative factors considered by SCE in its PSPS decision-making process. The notation "N/A" (Not Applicable) in Table 4 means that FireCast data for wildfire risk (Acres Impacted, Buildings Impacted, and Population Impacted) is not available for downstream circuits which are included in Table 4 solely because these circuits are electrically connected to circuits in scope for potential de-energization. A downstream circuit would need to be de-energized if the parent circuit to which it is connected exceeds PSPS criteria. PSPS risk for customers on downstream circuits is already accounted for in the ratios shown in Table 4 for the parent circuits. FireCast ratio for circuits that serve no customers is marked "INF" (Infinite) because these circuits have no associated PSPS risk but still have wildfire risk, so the ratio is weighted solely on wildfire risk.

¹⁸ Fast curve settings reduce fault energy release by increasing the speed with which a protective relay reacts to most fault currents. Fast curve settings can reduce heating, arcing, and sparking for many faults compared to conventional protection equipment settings. More details are in SCE's 2023-2025 Wildfire Mitigation Plan Update, initiative SH-6.

¹⁹ SCE's System Operating Bulletin No. 322 includes provisions for enabling fast curve settings on distribution line reclosers and circuit breakers, recloser blocking, line patrols and requirements for personnel to be physically present when operating air-break switching devices.

contact with SCE's equipment. Under these circumstances, the deployment of the above-described less disruptive measures may not sufficiently mitigate wildfire and public safety risk, and PSPS is necessary as a last resort mitigation measure to prevent ignitions that may lead to significant wildfires.

Leading up to and during a PSPS event, SCE utilizes real-time weather station data and, if available, information from field observers on the ground for enhanced situational awareness to forecast and monitor prevailing environmental conditions (e.g., wind gusts) that can lead to potential damage from airborne vegetation or flying debris, to inform de-energization decisions. For circuits that are in scope, SCE also conducts pre-patrols and visually inspects the entire length of each circuit or circuit segment to identify any imminent hazards or equipment vulnerabilities that require immediate remediation and provide additional up-to-date intelligence on field conditions. If such concerns are discovered on a circuit in scope, they are addressed before the impending wind event, if possible.

SCE makes every effort to limit the scope, duration, and impact of PSPS for as many customers as possible. This includes adjusting wind speed thresholds higher for circuits or segments that have covered conductor installed and leveraging sectionalization equipment to switch some customers to adjacent circuits not impacted by PSPS or otherwise remove them from scope. Starting with the initial weather (wind and relative humidity) and fuel moisture forecasts for the POC, SCE evaluates its current system configurations for downstream circuits, i.e., circuits receiving power from another circuit that is forecast to exceed de-energization thresholds. SCE seeks to identify any circuit segment or subset of customers that could safely be transferred from a circuit that is expected to exceed thresholds to another adjacent circuit that is not. See Section 10: Mitigation to Reduce Impact for additional details.

Based on weather forecast data, fire weather modeling information, and results of the PSPS Risk vs. Benefit Comparison Tool, SCE determined that the above-described precautionary measures alone would not sufficiently reduce the risk to public safety, and PSPS was necessary for some of the circuits and customers in scope.

Section 3. De-Energized Time, Place, Duration and Customers

1. The summary of time, place, and duration of the event, broken down by phase if applicable.

This PSPS event began when SCE activated its Emergency Operations Center on August 8, 2025, at 12:00 p.m. and ended for all circuits in scope on August 27, 2025, at 12:15 a.m. by which time service was restored to all de-energized customers. This event encompassed impacted circuits in Inyo, Kern, Los Angeles, Mono, Riverside, San Bernardino, Santa Barbara, and Tulare Counties. See, also Section 1-1 above for additional information.

2. A zipped geodatabase file that includes PSPS event polygons of de-energized areas. The file should include items that are required in Section 3.3.

A zipped geodatabase file that includes all information in Section 3.3 is included with this filing.

3. A list of circuits de-energized, with the following information for each circuit. This information should be provided in both a PDF and excel spreadsheet.

The following table details the specified information for each circuit de-energized during this PSPS event and has also been included in the required PSPS Event Data Workbook filed with this report.

- County
- De-energization date/time
- Restoration date/time²⁰
- “All Clear” declaration date/time²¹
- General Order (GO) 95, Rule 21.2-D Zone 1, Tier 2, or Tier 3 classification or non-High Fire Threat District
- Total customers de-energized²²
- Residential customers de-energized
- Commercial/Industrial customers de-energized
- Medical Baseline (MBL) customers de-energized
- AFN other than MBL customers de-energized²³
- Other Customers
- Distribution or transmission classification

Table 5: Circuits De-Energized ²⁴ (Continued in Attachment B)

²⁰ Table 5 reflects de-energization data at the circuit level (rather than segment level) and shows first de-energization date/time and final restoration date/time for each circuit. During this event, SCE deployed segmentation to limit de-energization to specific circuit segments in the areas of concern.

²¹ SCE understands “All Clear” declaration date/time for each circuit in scope to refer to: (1) approval by the Incident Commander to begin patrols and restoration of power for any de-energized circuit or circuit segment, or (2) a final decision to remove a circuit or circuit segment from scope after the POC is over for that circuit or segment on the monitored circuit list that was not de-energized during the PSPS event.

²² Whenever possible, SCE employs circuit-switching operations and/or sectionalization devices to minimize the number of customers in scope for proactive de-energization. As a result, some customers on a circuit in scope may briefly lose power while SCE switches them to an energized adjacent circuit or when SCE uses sectionalization devices to isolate portions of a circuit that can remain safely energized from de-energized segments of that same circuit or an adjacent circuit. The reported count of “total customers de-energized” does not include customers who experience a brief (60 minutes or less) power interruption during such switching and/or sectionalization operations, but who are not otherwise impacted by the proactive de-energization.

²³ SCE maintains extensive data on customer populations that are included in the AFN definition referenced in CPUC decisions, with a focus on identifying AFN customers particularly vulnerable during PSPS events. In addition to AFN customers who have self-certified as sensitive (not enrolled in the MBL program), SCE identifies and tracks for PSPS reporting purposes the following categories of “AFN other than MBL customers”: senior citizens (65 and older), hearing-impaired, vision-impaired (communications provided in large font or Braille), income-qualified (enrolled in CARE or FERA), and non-English speakers. SCE also reports on impacted customers that provide shelter to the homeless population, as these entities are included among critical facilities and infrastructure.

²⁴ The sum of (i) residential customers de-energized, (ii) commercial/industrial customers de-energized, and (iii) other

Circuits De-Energized									
County	Circuit Name	De-energization Date	De-energization Time (2400)	All Clear Declaration Date	All Clear Declaration Time (2400)	Restoration Date	Restoration Time (2400)	GO 95, Tier HFTD Tier(s) 1,2,3	Distribution / Transmission Classification
INYO, MONO	BIRCHIM	8/12/2025	16:22	8/22/2025	20:47	8/22/2025	21:26	Non HFRA, T2	Distribution
KERN, LOS ANGELES	BLEDSE	8/11/2025	17:44	8/16/2025	7:09	8/16/2025	9:25	Non HFRA, T3, T2	Distribution
KERN	BONANZA	8/12/2025	14:06	8/14/2025	22:41	8/14/2025	23:49	T3	Distribution
SANTA BARBARA	CACHUMA	8/10/2025	20:05	8/12/2025	7:39	8/12/2025	10:29	Non HFRA, T3	Distribution
MONO	CONWAY	8/12/2025	16:58	8/12/2025	18:14	8/12/2025	21:46	T2	Distribution

Circuits De-Energized (cont.)								
County	Circuit Name	Residential Customers De-energized	Commercial / Industrial customers De-energized	Medical Baseline customers De-energized	AFN other than MBL customers De-energized	Total customers De-energized	GO 95, Tier HFTD Tier(s) 1,2,3	Other Customers
INYO, MONO	BIRCHIM	560	19	10	127	579	Non HFRA, T2	0
KERN, LOS ANGELES	BLEDSE	124	38	7	36	162	Non HFRA, T3, T2	0
KERN	BONANZA	1187	81	39	296	1268	T3	0
SANTA BARBARA	CACHUMA	177	12	5	39	189	Non HFRA, T3	0
MONO	CONWAY	21	6	0	0	27	T2	0

Section 4. Damage and Hazards to Overhead Facilities

1. Description of all found wind-related damages or hazards to the utility's overhead facilities in the areas where power is shut off.

N/A. No wind related damages or hazards were identified related to this de-energization event.

2. A table showing circuit name and structure identifier (if applicable) for each damage or hazard, county that each damage or hazard is located in, whether the damage or hazard is in a High Fire Threat District (HFTD) or non-HFTD and the type of damage/hazard.²⁵

Table 6: Damage and Hazards

N/A. No wind related damages or hazards were identified related to this de-energization event.

3. A zipped geodatabase file that includes the PSPS event damage and hazard points. The file should include fields that are in the table above.

N/A. No wind related damages or hazards were identified related to this de-energization event.

4. A PDF map identifying the location of each damage or hazard.

customers equals the total number of customers de-energized per circuit for this event. The count of "Residential Customers De-energized" includes sub-categories of "Medical Baseline customers De-energized" and "AFN other than MBL customers De-energized."

²⁵ Hazards are conditions discovered during restoration patrolling or operations that might have caused damages or posed an electrical arcing or ignition risk had PSPS not been executed.

N/A. No wind related damages or hazards were identified related to this de-energization event.

Section 5. Notification

1. **A description of the notice to public safety partners, local/tribal governments, paratransit agencies that may serve all the known transit or paratransit dependent persons that may need access to a community resource center, multi-family building account holders/building managers in the AFN community²⁶, and all customers, including the means by which utilities provide notice to customers of the locations/hours/services available for CRCs, and where to access electricity during the hours the CRC is closed.**

SCE includes paratransit agencies that may be de-energized in its PSPS notifications and classifies these agencies overall as critical facilities and infrastructure to ensure they receive priority notifications. All multi-family building SCE account holders receive customer notifications, and we encourage non-account holders, behind a master meter, to enroll in address level alerts. In its customer notification, SCE directs potentially impacted customers to www.sce.com/pmps for information related to the location, hours, and services available at Community Resource Centers. Instructions on where customers can access electricity during the hours the centers are closed have been made available on the SCE website. Please see the table below for a description of the types of notices provided during this de-energization event.

Notification Descriptions		
Type of Notification	Recipients	Description ²⁷
Advance Initial or Initial	Public Safety Partners and Critical Facilities & Infrastructure Customers (including local and Tribal governments, Community Choice Aggregators, hospitals, water/wastewater and telecommunications providers, CBOs and paratransit agencies serving the AFN community).	Initial notification of potential PSPS event when circuits are first identified for potential de-energization (72-48 hours before potential de-energization)
	Other Customers (including multi-family building account holders).	Initial notification of potential PSPS event (72-24 hours before potential de-energization).

²⁶ SCE generally notifies multi-family building account holders along with other customers of record in scope for a potential de-energization. SCE does not currently have a way to identify which multi-family building account holders have residents in their buildings who may be members of the AFN community. SCE conducts PSPS-related outreach via flyers and trade publications to increase awareness of PSPS among building/property managers who are not account holders. SCE also instituted an address-level alert program, which allows non-SCE account holders (such as building/property managers) to sign up for PSPS alerts for specific addresses.

²⁷ SCE makes every effort to adhere to the notification timelines required by the CPUC. However, notifications may be delayed in some circumstances. Please see Table 9 for more information specific to this event.

Notification Descriptions		
Type of Notification	Recipients	Description ²⁷
Update	Public Safety Partners and Critical Facilities & Infrastructure Customers (including local and Tribal governments, Community Choice Aggregators, hospitals, water/wastewater and telecommunications providers, CBOs and paratransit agencies serving the AFN community).	PSPS event status update notification to alert for any changes or additions/deletions to current scope (timing varies and may also occur daily). Update notice to Public Safety Partners may also serve as cancellation notice if circuits are removed from scope.
	Other Customers (including multi-family building account holders).	
Expected	Public Safety Partners and all Critical Facilities & Infrastructure Customers (including local and Tribal governments, Community Choice Aggregators, hospitals, water/wastewater and telecommunications providers, CBOs and paratransit agencies serving the AFN community).	Power shutoff expected soon (1-4 hours before potential de-energization).
	Other Customers (including multi-family building account holders).	
Shutoff	Public Safety Partners and Critical Facilities & Infrastructure Customers (including local and Tribal governments, Community Choice Aggregators, hospitals, water/wastewater and telecommunications providers, CBOs and paratransit agencies serving the AFN community).	Power has been shut off (when de-energization is initiated).
	Other Customers (including multi-family building account holders).	
Prepare to Restore	Public Safety Partners and Critical Facilities & Infrastructure Customers (including local and Tribal governments, Community Choice Aggregators, hospitals, water/wastewater and telecommunications providers, CBOs and paratransit agencies serving the AFN community).	Inspection/patrols of de-energized circuits for PSPS restoration has begun and power will be restored shortly.
	Other Customers (including multi-family building account holders).	

Notification Descriptions		
Type of Notification	Recipients	Description ²⁷
Restored No Longer in Scope	Public Safety Partners and Critical Facilities & Infrastructure (including local and Tribal governments, Community Choice Aggregators, hospitals, water/wastewater and telecommunications providers, CBOs and paratransit agencies serving the AFN community). Other Customers (including multi-family building account holders).	Power has been restored and no longer in scope for this event.
Restored In Scope	Public Safety Partners and Critical Facilities & Infrastructure Customers (including local and Tribal governments, Community Choice Aggregators, hospitals, water/wastewater and telecommunications providers, CBOs and paratransit agencies serving the AFN community). Other Customers (including multi-family building account holders).	Power has been temporarily restored, PSPS risk still remains.
Event Avoided Cancellation	Critical Facilities & Infrastructure (including Community Choice Aggregators, hospitals, water/wastewater, and telecommunications providers). Other Customers (including multi-family building account holders).	PSPS event cancelled-no de-energization expected.

Information related to the PG&E Customer is included in Section 12.

2. Notification timeline including prior to de-energization, initiation, restoration, and cancellation, if applicable. The timeline should include the required minimum timeline and approximate time notifications were sent.

Throughout the PSPS event, SCE made significant effort to notify public safety partners, local/tribal governments, critical facilities and infrastructure, and customers in accordance with the minimum timelines set forth by the CPUC weather and other factors permitting. Table 07: Notification Timeline in Attachment B: PSPS Event Data Workbook describes the notifications SCE sent for this event, including approximate time notifications were sent to local/tribal governments, public safety partners, critical facilities and infrastructure, and other customers prior to potential de-energization and after the decision to cancel the de-energization or remove from scope. The Notification Timeline for the PG&E customer is included in Section 12.

3. For those customers where positive or affirmative notification was attempted, use the following table to report the accounting of the customers (which tariff and/or access and functional needs population designation), the number of notification attempts made, the timing of attempts, who made the notification attempt (utility or public safety partner) and the number of customers for whom positive notification was achieved. “Notification attempts made” and “Successful positive notification” must include the unique number of customer counts. When the actual notification attempts made is less than the number of customers that need positive notifications, the utilities must explain the reason. In addition, the utilities must explain the reason of any unsuccessful positive notifications.

Table 8: Positive Notification²⁸

Positive Notification					
Category	Total Number of Customers	Timing of Attempts	Notification Attempts	Successful Positive Notification	Who made the notification
Medical Baseline	1846	DAILY	1990	1846	SCE
Self Certified	502	DAILY	595	501	SCE

The Self Certified customer reported as not contacted, requested self-certification after initial event notifications were sent. Due to the timing of this profile change, SCE was unable to contact this customer before the customer was ultimately removed from PSPS scope.

4. A copy or scripts of all notifications with a list of all languages that each type of notification was provided in, the timing of notifications, the methods of notifications and who made the notifications (utility or public safety partners).

Scripts of all notifications that SCE sends are attached hereto in Attachment A: Public Safety Partner/Customer Notification Scripts. “SCE performs primary customer notifications for customers it meters and bills and encourages public safety partners to amplify PSPS messages on their platforms as appropriate. SCE offers all notifications in the following languages: English, Spanish, Cantonese, Mandarin, Vietnamese, Tagalog, and Korean, Khmer, Armenian, Farsi, Arabic, Japanese, Russian, Punjabi, Thai, Hmong, Portuguese, Hindi, French, German, Mixteco (indigenous - spoken only), Zapoteco (indigenous - spoken only), and Purapecha (indigenous - spoken only).

5. If the utility fails to provide notifications according to the minimum timelines set forth in

²⁸ The “Total Number of Customers” metric reflects the total number of MBL and Self-Certified customers in scope for the PSPS event. The “Notification Attempts” metric reflects the count of MBL and Self-Certified customers – both in scope and de-energized – whom SCE attempted to notify prior to de-energization. Notification attempts include automated notification, secondary verification by Consumer Affairs and escalated contact attempts, up to and including door rings, if necessary, to confirm successful delivery of notifications to Medical Baseline and Self-Certified customers. The “Successful Positive Notification” metric reflects the number of unique MBL and Self-Certified customers – both in scope and de-energized – who were successfully notified of the PSPS event prior to de-energization or anticipated de-energization.

D.19-05-042 and D.21-06-034, use the following table to report a breakdown of the notification failure and an explanation of what caused the failure.

Throughout the PSPS event, SCE made significant effort to notify public safety partners, local/tribal governments, critical facilities and infrastructure, and customers in accordance with the minimum timelines set forth by the CPUC in PSPS Phase 1 Guidelines (D.19-05-042), weather and other factors permitting. Any missed notifications during the event are included in the following table.

Table 9: Breakdown of Notification Failure

Breakdown of Notification Failures			
Notifications sent to	Notification Failure Description	Number of Entities or Customer Counts	Explanation
Public Safety Partners excluding Critical Facilities and Infrastructure	Entities who did not receive 48-72-hour advance notification.	4	missing authorized campaign/message sent error - 1 campaign authorized less than 48 hours, successfully sent - 3
	Entities who did not receive 1-4-hour imminent notification. ²⁹	1	missing authorized campaign - 1
	Entities who did not receive any notifications before de-energization.	1	missing authorized campaign/message sent error - 1
	Entities who were not notified immediately before re-energization.	1	missing authorized campaign/message sent error - 1
	Entities who did not receive cancellation notification within two hours of the decision to cancel.	0	N/A
Critical Facilities and Infrastructure	Facilities who did not receive 48-72-hour advance notification.	57	campaign authorized less than 48 hours, successfully sent - 20 missing authorized campaign - 37
	Facilities who did not receive 1-4 hour of imminent notifications. ³⁰	22	missing authorized campaign
	Facilities who did not receive any notifications before de-energization.	0	N/A

²⁹ Missed imminent (or 1-4 hour) notification is defined as failure to send the notification to an affected customer “1-4 hours in advance of anticipated time of de-energization, if possible.” D.19-05-042, Appendix A, p. A8 and n.5. SCE anticipates that de-energization will occur about four hours from when the Incident Commander determines, based on real-time weather data, that de-energization is likely, and the PSPS operations team authorizes the notification campaign. SCE reports as missed imminent notifications that are (i) not sent at all, (ii) sent prior to the authorization, or (iii) sent less than 1 hour before SCE’s anticipated time of de-energization, as defined above.

³⁰ Please refer back to footnote 29.

Breakdown of Notification Failures			
Notifications sent to	Notification Failure Description	Number of Entities or Customer Counts	Explanation
	Facilities who were not notified at de-energization initiation.	0	N/A
	Facilities who were not notified immediately before re-energization.	0	N/A
	Facilities who were not notified when re-energization is complete.	0	N/A
	Facilities who did not receive cancellation notification within two hours of the decision to cancel.	9	received de-en notifications, was not de-en, missing authorized campaign - 9
All other affected customers	Customers who did not receive 24–48-hour advance notifications.	334	missing authorized campaign - 132 campaign authorized less than 24 hours, successfully sent - 181 no contact information / message send error - 21
	Customers who did not receive 1–4-hour imminent notifications. ³¹	399	no contact information / message send error - 26 missing authorized campaign - 373
	Customers who did not receive any notifications before de-energization.	26	no contact information / message send error - 19 missing authorized campaign - 7
	Customers who were not notified at de-energization initiation.	27	no contact information / message send error - 22 missing authorized campaign - 5
	Customers who were not notified immediately before re-energization.	25	no contact information / message send error - 22 missing authorized campaign - 3
	Customers who were not notified when re-energization is complete.	20	no contact information / message send error - 18 missing authorized campaign - 2
	Customers who did not receive cancellation notification within two hours of the decision to cancel.	172	no contact information / message send error - 35 received de-en notifications, was not de-en, missing authorized campaign - 134 missing authorized campaign - 3

Between August 8 and August 27, 2025, Southern California Edison (SCE) initiated approximately 2,185 customer outreach campaigns, resulting in the issuance of over 863,600 PSPS-related notifications. This volume reflects customers' selection of multiple contact methods.

³¹ Please refer back to footnote 29.

Approximately 69% of missed notifications were due to circuits not being forecast in scope ahead of the Period of Concern (POC) or sudden onset of stronger-than-expected winds in the vicinity of circuits that were not forecasted to exceed de-energization thresholds during the POC, and which were ultimately de-energized.

An estimated 13% of missed notifications were due to an issue wherein a circuit was de-energized for a maintenance outage rather than PSPS. Although customers received appropriate PSPS notifications prior to energization, restoration communications were aligned with the maintenance outage and, correctly, did not include PSPS restoration or cancellation notices.

System and process anomalies accounted for approximately 2% of missed notifications. These included data discrepancies between internal systems. SCE is actively investigating these issues to identify root causes and implement corrective measures.

Approximately 10% of missed notifications were due to missing contact information or the customers opting out of notifications, with an additional 7% attributable to customer move-ins and move-outs during the event period. SCE is proactively engaging these customers to update and verify contact records.

SCE remains committed to conducting thorough analysis, addressing identified issues, and enhancing our notification processes. Additional information related to the PG&E Customer is included in Section 12.

6. Explain how the utility will correct the notification failures.

Please see the explanations above in section 5 for a description of how SCE will correct the notification failures.

7. Enumerate and explain the cause of any false communications citing the sources of changing data.

Missed/Insufficient Notification:

Please see Table 9 and sub-section 6 above for information on missed or insufficient notifications during this event.

Incorrect Notification:

Please see the explanations above in section 5 for explanation of incorrect notifications.

Cancellation Notification:

SCE sent cancellation notices to 49,918 customers that were notified of potential de-energization but not ultimately de-energized during this event. SCE notifies customers on circuits in scope for potential de-energization ahead of the POC based on its assessment of the likelihood that winds will exceed PSPS thresholds. De-energization was not necessary for these customers because

forecast fire weather conditions did not materialize in those areas, and the customers were notified of the cancellation after being removed from scope.

Section 6. Local and State Public Safety Partner Engagement

- 1. List the organization names of public safety partners including, but not limited to, local governments, tribal representatives, first responders, emergency management, and critical facilities and infrastructure the utility contacted prior to de-energization, the date and time on which they were contacted, and whether the areas affected by the de-energization are classified as Zone 1, Tier 2, or Tier 3 as per the definition in CPUC General Order 95, Rule 21.2-D.**

Please see Table 10: Public Safety Partners Contacted in Attachment B: PSPS Event Data Workbook for a list of local public safety partners that received notifications related to this event.

- 2. List the names of all entities invited to the utility's Emergency Operations Center for a PSPS event, the method used to make this invitation, and whether a different form of communication was preferred by any entity invited to the utility's emergency operation center.**

SCE extends a daily invitation for agency representatives to its Emergency Operations Center (currently virtual only) during agency coordination calls with public safety partners and critical infrastructure providers, as applicable during PSPS events. SCE also shares daily situational reports from these calls with all impacted public safety partners and critical infrastructure providers that includes contact information for requesting/receiving an agency representative to the Emergency Operations Center. No entities invited to the virtual Emergency Operations Center preferred a different form of communication during this event. Please see Table 11: Entities Invited to the Emergency Operations Center in Attachment B: PSPS Event Data Workbook for a list of agencies invited to the daily coordination calls.

- 3. A statement verifying the availability to public safety partners of accurate and timely geospatial information, and real time updates to the GIS shapefiles in preparation for an imminent PSPS event and during a PSPS event.**

After the EOC was activated, SCE provided geospatial information and near real-time updates to the SCE Representational State Transfer Service (REST) to public safety partners before and during the PSPS event. SCE also made this information available to customers at www.sce.com/pmps and provided this information to public safety partners on its Public Safety Partner Portal (Portal).

- 4. A description and evaluation of engagement with local and state public safety partners in providing advanced outreach and notification during the PSPS event.**

SCE submitted the CalOES Notification form via the State Dashboard beginning on August 8, 2025, at 12:57 p.m. SCE conducted daily operational briefings and/or sent the external briefing deck with State and local public safety partners, as well as critical infrastructure entities, for the

duration of this PSPS event to provide critical incident updates and a forum for resolving issues. See Table 10: Public Safety Partners Contacted in Attachment B: PSPS Event Data Workbook details a list of local public safety partners that received notifications related to this event.

At the conclusion of each event, State and County emergency management agencies and critical infrastructure customers impacted by the PSPS are surveyed for feedback. In this instance, ten partners responded: four rated the overall engagement as excellent, two as good, one as fair, one as average, and two did not provide a rating.

5. Specific engagement with local communities regarding the notification and support provided to the AFN community.

SCE provided notification of this PSPS event to the 211 California Networks, Regional Centers, Independent Living Centers, and American Red Cross chapters that serve their respective counties. SCE contacted Community-Based Organizations (CBOs) to alert them of potential PSPS outages in the areas that they serve. SCE also provided 24-hour contact information to these agencies if they needed to escalate any unidentified community issues. In partnership with the CBOs in each area of concern, SCE offered services to customers such as transportation, food support, and temporary accommodations.

6. Provide the following information on backup power (including mobile backup power) with the name and email address of a utility contact for customers for each of the following topics:

a) Description of the backup generators available for critical facility and infrastructure customers before and during the PSPS.

SCE maintains 10 mobile generators for use by critical facilities and infrastructure customers during PSPS events, as needed. SCE has contracts with vendors to lease additional units during emergency events when the need arises for critical care customers.

b) The capacity and estimated maximum duration of operation of the backup generators available for critical facility and infrastructure customers before and during the PSPS.

The generators SCE maintains for PSPS events are rated at 25-100 KW and have an estimated maximum duration of operation of 24-36 hours with a continuous fuel plan to ensure there is no interruption of power while the generators are deployed for usage.

c) The total number of backup generators provided to critical facility and infrastructure customer's site immediately before and during the PSPS.

SCE deployed one generator to the Bridgeport General Store (a resiliency zone (RZ) in Mono County).

d) How the utility deployed this backup generation to the critical facility and infrastructure customer's site.

SCE has a contract with United Rentals to deploy generators to RZs and Resilient Community Resource Centers (CRC) in SCE's service area. United Rentals deployed the generator and staged it at the RZ and SCE district personnel were on standby in the event the circuit required de-energization. In the event of de-energization, the district qualified electrical worker (QEW) team would connect the generator to the bypass switch on the facility, turn on the generator, and switch the bypass switch to power the facility off the deployed generator.

e) An explanation of how the utility prioritized how to distribute available backup generation.

SCE did not have to prioritize deployment, as there was only one critical facility in scope for de-energization that needed generator backup.

f) Identify the critical facility and infrastructure customers that received backup generation.

Bridgeport General Store, 242 Main Street, Bridgeport, CA 93517, which is RZ in Mono County.

Any questions related to the information under this item may be directed to SCE at the following e-mail address: SCECEDCustomerSupport@sce.com³²

Section 7. Complaints and Claims

- 1. The number and nature of complaints received as the result of the de-energization event and claims that are filed against the utility because of de-energization. The utility must completely report all the informal and formal complaints, meaning any expression of grief, pain, or dissatisfaction, from various sources, filed either with CPUC or received by the utility as a result of the PSPS event.**

There were 386 reported complaints, and 27 claims associated with this PSPS event. SCE will include any complaints or claims related to this PSPS event received after the filing of date of this report in its annual post-season report.

³² Although there is no designated contact person for questions, this e-mail inbox is monitored by SCE's Customer Engagement Division.

Table 12: Count and Nature of Complaints Received

Count and Nature of Complaints Received	
Nature of Complaints	Number of Complaints
PSPS Frequency/Duration Including, but not limited to complaints regarding the frequency and/or duration of PSPS events, including delays in restoring power, scope of PSPS and dynamic of weather conditions.	131
Safety/Health Concern Including, but not limited to complaints regarding difficulties experienced by AFN/MBL populations, traffic accidents due to non-operating traffic lights, inability to get medical help, well water or access to clean water, inability to keep property cool/warm during outage raising health concern	58
Communications/Notifications Including, but not limited to complaints regarding lack of notice, excessive notices, confusing notice, false alarm notice, problems with getting up-to-date information, inaccurate information provided, not being able to get information in the prevalent languages and/or information accessibility, complaints about website, Public Safety Partner Portal, REST/DAM sites (as applicable)	40
Outreach/Assistance Including, but not limited to complaints regarding community resource centers, community crew vehicles, backup power, hotel vouchers, other assistance provided by utility to mitigate impact of PSPS	2
General PSPS Dissatisfaction/Other Including, but not limited to complaints about being without power during PSPS event and related hardships such as food loss, income loss, inability to work/attend school, plus any PSPS-related complaints that do not fall into any other category.	155
Total	386

Table 13: Count and Type of Claims Received

Count and Type of Claims Received	
Description of Claims	Number of Claims
Food loss only	16
Property Damage	3
Food loss and property damage	3
Evacuation Cost	0
Business Interruption / Economic Loss	0
Unspecified	5
Total	27

Section 8. Power Restoration Timeline

1. A detailed explanation of the steps the utility took to restore power, including the timeline for power restoration, broken down by phase if applicable.

SCE began the re-energization process after fire weather conditions subsided, there was no further threat of fire weather forecasted for the areas of concern, and the Incident Commander approved restoration operations. All circuit restoration during this event was guided by safety considerations, including safety risks associated with patrolling certain circuits at night.

Please see Table 5 for details related to customer re-energizations, including restoration date, restoration time, and total customer count by circuit.

Re-energization on these circuits occurred after the authorization to patrol and restore was declared by the Incident Commander. The Incident Commander made the decision to restore these customers based on a recommendation from Operations and input from Weather Services due to the observed improvement in weather conditions.

2. For any circuits that require more than 24 hours to restore, the utility shall use the

following table to explain why it was unable to restore each circuit within this timeframe.

Table 14: Circuits Requiring More Than 24 Hours to Restore

N/A. No circuits required more than 24 hours to restore.

Section 9. Community Resource Centers

- Using the following table, report information including the address of each location during a de-energization event, the location (in a building, a trailer, etc.), the assistance available at each location, the days, and hours that it was open, and attendance (i.e., number of visitors).

Table 15: Community Resource Centers (CRCs)

Community Resource Centers					
County	Address	Location Type	Describe the assistance available	Hours of Operations ¹ (Date / Time)	Number of Visitors
Inyo/Mono	Tri County Fairgrounds, The Tallman Building 475 Sierra St. Bishop, CA 93514	CRC-Indoor	Small portable device charging (such as a cell phone, laptop, and small medical devices), chairs, seasonal cooling, and heating, PSPS information, snacks, water, cases of water, ice or ice vouchers, ADA compliant restrooms, and customer Resiliency Kits.	8/12/2025 10AM - 10PM 8/13/2025 8AM - 9PM 8/14/2025 8AM - 10PM 8/15/2025 1PM - 10PM 8/16/2025 - 8/20/2025 8AM - 10PM 8/21/2025 - 8/22/2025 10AM - 10PM 8/23/2025 8AM - 2:30PM	10
Kern	Golden Hills Community Center 21415 Reeves St.	CRC-Indoor	Small portable device charging (such as a cell phone, laptop, and small medical devices), chairs,	8/12/2025 1PM - 10PM	233

Community Resource Centers					
County	Address	Location Type	Describe the assistance available	Hours of Operations ¹ (Date / Time)	Number of Visitors
	Tehachapi, CA 93561		seasonal cooling, and heating, PSPS information, snacks, water, cases of water, ice or ice vouchers, ADA compliant restrooms, and customer Resiliency Kits.	8/13/2025 10AM - 10PM 8/14/2025 - 8/15/2025 8AM - 10PM	
Kern	Kern River Veteran's Senior Center 6405 Lake Isabella Blvd. Lake Isabella, CA 93240	CRC-Indoor	Small portable device charging (such as a cell phone, laptop, and small medical devices), chairs, seasonal cooling, and heating, PSPS information, snacks, water, cases of water, ice or ice vouchers, ADA compliant restrooms, and customer Resiliency Kits.	8/11/2025 8AM - 10PM 8/12/2025 10AM - 10PM	44
Kern	Fraternal Order of Eagles 3156 12251 Highway 178 Mountain Mesa, CA 93240	CRC-Indoor	Small portable device charging (such as a cell phone, laptop, and small medical devices), chairs, seasonal cooling, and heating, PSPS information, snacks, water, cases of water, ice or ice vouchers, ADA compliant restrooms, and customer Resiliency Kits.	8/19/2025 - 8/20/2025 10AM - 10PM 8/21/2025 8AM - 10PM 8/22/2025 - 8/24/2025 10AM - 6PM	95
Kern	Fraternal Order of Eagles 3156 12251 Highway 178 Mountain Mesa, CA 93240	CRC-Indoor	Small portable device charging (such as a cell phone, laptop, and small medical devices), chairs, seasonal cooling, and heating, PSPS information, snacks, water, ice or ice vouchers, ADA compliant restrooms,	8/11/2025 - 8/15/2025 8AM - 10PM	15

Community Resource Centers					
County	Address	Location Type	Describe the assistance available	Hours of Operations ¹ (Date / Time)	Number of Visitors
			and customer Resiliency Kits.		

2. Any deviations and explanations from the CRC requirement including operation hours, ADA accessibility, and equipment.

SCE deployed customer support resources to a total of 21 locations in Inyo, Kern, Los Angeles, Mono, Riverside, San Bernardino, Santa Barbara, and Tulare Counties. SCE sometimes deviates from the CRC normal hours of operations of 8:00 a.m. to 10:00 p.m. during PSPS events to either follow the Period of Concern (POC) more closely and provide customer support that best meets the needs of the community or when circuits have been re-energized and customer support is no longer necessary.

SCE established one CRC site at the Tri County Fairgrounds to support customers in Inyo and Mono Counties. This site was opened for 12 consecutive days and the hours of operations varied based on the POC and status of the BIRCHIM circuit. If the circuit was in a de-energized state, the site opened at 8:00 a.m. and closed at 10:00 p.m.; for all other days, the hours of operations for the CRC followed the POC. The site was demobilized on August 23 at 2:30 p.m. after the POC had concluded, customer load was restored, and customer support was no longer necessary in the community.

SCE activated six customer support sites in Kern County; two of the sites were established to support customers in both Kern and Tulare Counties. The CCV site at Riverside Park in Kernville was demobilized on August 14 at 7:35 p.m. due to safety concerns for SCE staff and customers. The site had 140 visitors during the 3-day period it was opened. Some of these customers were upset about the PSPS event; they used foul language against SCE's customer support staff and posted threatening comments on Facebook. The behavior escalated daily. SCE Security and the PSPS IMT assessed the situation and decided to demobilize the site for the safety of all (staff and customers). SCE had activated two customer support sites to support these customers; the second site was located in Wofford Heights and was opened from August 11 at 8:00 a.m. The site was demobilized on August 16 at noon because the circuits were removed from the POC. The circuits were returned to the event scope on August 18 and SCE reactivated the site and maintained hours of operations that followed the POC. The site was demobilized on August 26 at 2:00 p.m. after the event had concluded, all customer load was restored, and customer support was no longer necessary.

The remaining sites in Kern were open to support customers impacted by the various POCs driven by this PSPS event. The Golden Hills Community Center closed on August 15 at 10:00 p.m. after the circuits driving the site selection were removed from scope and all customer load was restored. The CRC at Kern River Veteran's Senior Center was demobilized on August 12 at 10:00 p.m. at the request of the County Administrative Office because the County did not have an

executed CRC contract with the County at the time. SCE and the County are finalizing contract details and may have an executed for future events. SCE activated a CRC at the Fraternal Order of Eagles 3156 twice. This CRC was demobilized on August 15 at 10:00 p.m. after the circuits were cleared from the POC and all customer load restored. This site was re-established on August 19 at 10:00 a.m. and demobilized on August 24 at 6:00 p.m. after the POC for the circuits were cleared, all customer load had been restored, and customer support was no longer needed.

SCE activated CRC sites in Los Angeles County five times. Two of the CRCs, Element Palmdale and Lakes Community Center, were established, demobilized, and reopened to follow the changes in the POC. The Element Palmdale site was demobilized on August 15 at 4:00 p.m. because the circuits had been cleared from the POC and customer load restored. The site was reopened on August 22 to support customers under consideration for PSPS and was demobilized at 10:00 p.m. on the same day after the circuits were removed from the event scope. The customer support site at Lakes Community Center opened on August 10 because an on-set of weather conditions brought one of circuits targeted for PSPS on August 11 into scope. The site remained open until August 16 at noon when the site was demobilized because there were no circuits in scope and all customer load had been restored. The site reopened on August 20 to support customers under consideration for PSPS and was demobilized on August 26 at 10:00 p.m. after the POC for the circuits driving the site selection had concluded and customer load was restored. Lastly, SCE activated a CRC at the Courtyard by Marriott – Santa Clarita/Valencia on August 13; the CRC was demobilized on August 14 at 11:00 a.m. after the circuits were removed from the event scope and customer support was no longer necessary.

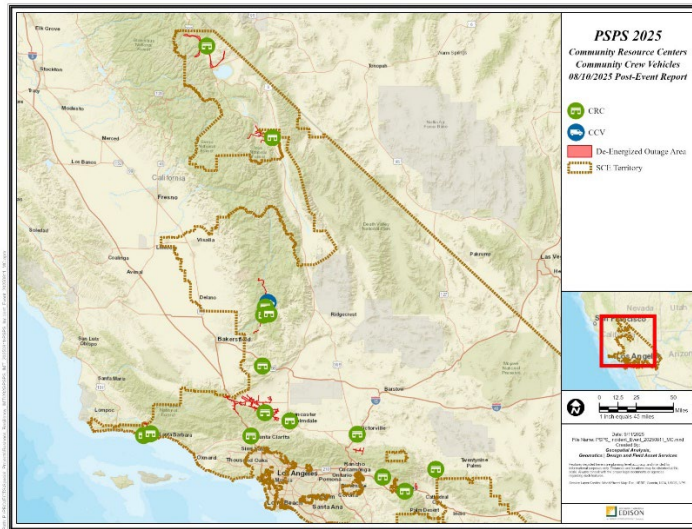
SCE activated one customer support site in each of Mono and Riverside Counties. The site in Mono County was opened on August 12 at 1:00 p.m. and demobilized on August 13 at 10:00 p.m. after the circuits driving the site selection were removed from the event scope and all customer load restored. The CRC in Riverside was opened and demobilized on the same day, August 14, at 10:00 p.m. The POC for the circuit had concluded, no customers were de-energized during the POC, and customer support was no longer required.

SCE opened CRCs in San Bernardino County to support customers under consideration for PSPS four times. The customer support site at Courtyard by Marriott Hesperia was opened twice; the site was first opened on August 14 at 10:00 a.m. and was demobilized on August 16 at 12:30 p.m. after the POC had passed and all customer load restored. The Yucaipa Community Center was opened on August 14 from 8:00 a.m. to 8:00 p.m. The CRC site was closed on August 15 at 8:30 a.m. after confirming the circuit driving the site selection was no longer in scope for the PSPS; SCE demobilized this site on August 15 at 8:30 a.m. after the POC had concluded and customer support was no longer required. Lastly, the customer support site for the Yucca Valley Community was opened for one day on August 14; SCE demobilized the site at 10:00 p.m. after the POC had passed and the circuit was removed from the event scope. No customers were de-energized and customer support was no longer necessary.

Lastly, SCE opened CRCs in Santa Barbara County three times. The Courtyard by Marriott Goleta was the first site to open on August 12; this site was demobilized on August 13 at 10:00 p.m. after the POC for the circuits had concluded, the circuits were removed from event scope and customer load restored. The Ramada Santa Barbara site was opened and demobilized twice. The site was first opened on August 11 at 8:00 a.m.; SCE demobilized this site on August 14 at 11:00

a.m. after confirming the circuits had been removed from event scope and no customers were de-energized. This CRC site was re-activated on August 20 and remained open through noon on August 21. The site was demobilized after the POC for the circuits were removed from the event scope and customer support was not required.

3. A map identifying the location of each CRC and the de-energized areas.



Section 10. Mitigation to Reduce Impact

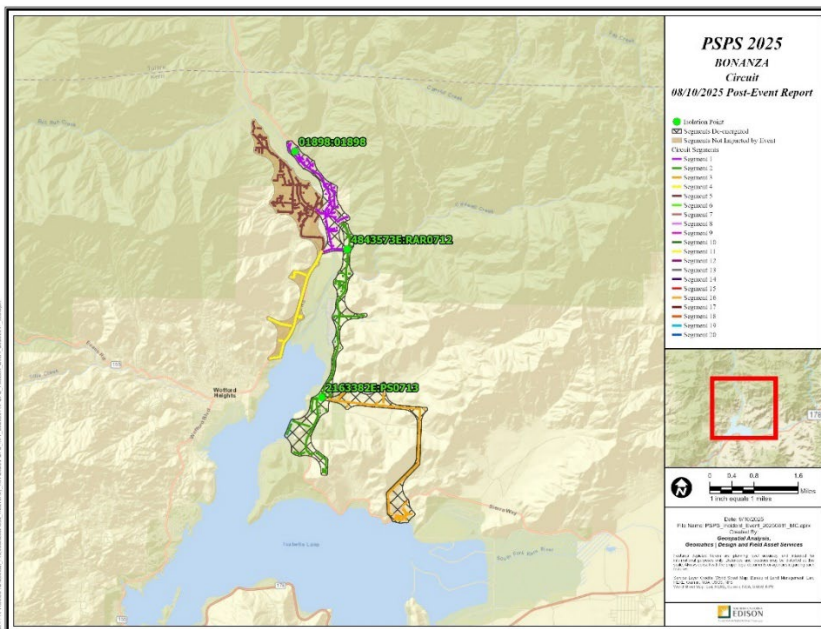
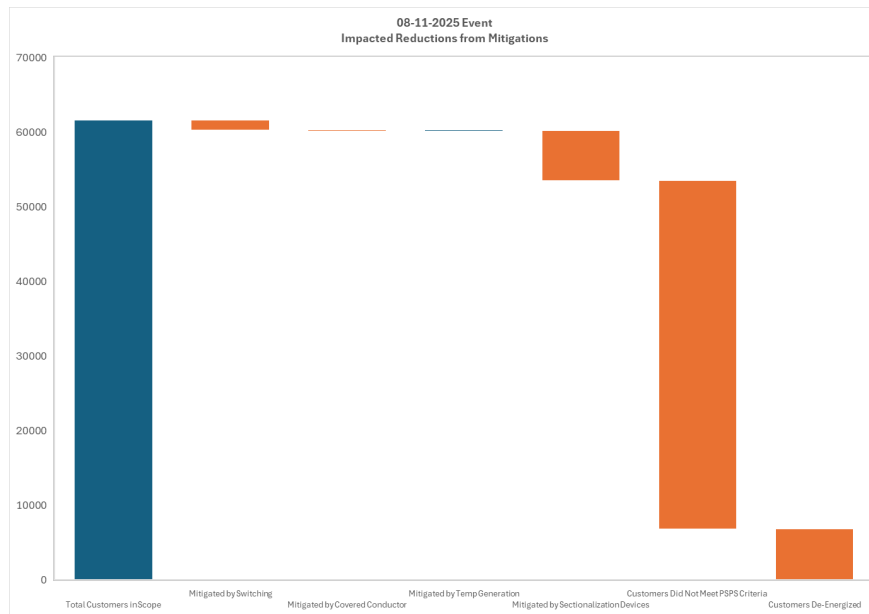
1. Mitigation actions and impacts including: sectionalization devices, temporary generation, microgrids, permanent backup generation, transmission switching, covered conductor, and any other grid hardening that mitigated the impact of the event.

Prior to the POC, SCE used circuit playbooks to identify circuit switching that could reduce the number of customers in scope for potential de-energization. SCE transferred over 1,270 customers from circuits on the monitored circuit list to adjacent circuits not in scope pursuant to the then-current forecast, thereby maintaining service to these customers throughout the event.

In addition, the replacement of bare wire with covered conductor allowed SCE to raise de-energization windspeed thresholds and thus reduced potential de-energization impacts to customers on portions of three circuits.

With the above-discussed mitigations in place, SCE was able to limit de-energization to 6,853 customers.

The waterfall graphs and maps below illustrate the impacts of SCE's mitigation measures over the course of the PSPS event where circuit switching, covered conductor, and/or sectionalization devices were successfully deployed to limit the scope of potential or actual de-energization.³³



Section 11. Lessons Learned

1. Threshold analysis and the results of the utility's examination of whether its thresholds are

³³ "Circuits Did Not Meet PSPS Criteria" in the waterfall graph denotes customers on circuits in scope that were not ultimately de-energized. These customers were not switched to adjacent circuits, were not on circuit segments with covered conductor, and did not require the use of sectionalization devices.

adequate and correctly applied in the de-energized areas.

This PSPS event was moderate to large in scope and included extended duration and evolving fire weather conditions across multiple counties. Elevated fire weather concerns were driven by a persistent ridge of high pressure, which brought warming temperatures, low humidity, and gusty diurnal winds across isolated mountain areas. These conditions were compounded by localized sundowner winds and thunderstorm outflows later in the event. Wind speeds observed during the event generally aligned with forecasts, with gusts exceeding predictions in some areas. During the Period of Concern, Red Flag Warnings and Wind Advisories were issued for portions of Kern, Los Angeles, and Santa Barbara Counties, reinforcing the elevated wildfire risk across SCE's service territory. Sustained winds of 20 to 35 mph and gusts of 25 to 45 mph were forecast across impacted areas, and peak observed wind speeds reached 45 mph sustained and 61 mph in gusts, confirming the presence of elevated fire weather conditions and supporting the activation of PSPS protocols.

Fire spread modeling projected potential fire sizes ranging generally from 1 to 9-thousand acres with isolated areas exceeding 10-thousand-acre potential at different points during the event. Concurrently, active wildfires across Southern California contributed to the GACC remaining at a Preparedness Level of 3. This indicates a moderate drawdown of suppression resources and the potential for impacts to fire response capability, but not enough for SCE to discount thresholds for fire suppression availability.

In alignment with internal protocols, SCE considered the FPI threshold to be met for any circuit within its designated POC. For circuits outside the POC, real-time weather data (Wx) was used to inform the FPI assessment. Based on active fires in the region, this approach was prudent given the presence of very dry fuels and elevated wind conditions.

The thresholds used were appropriate for this event and functioned as intended. To further refine the thresholds, SCE gathers data from restoration patrols conducted during every de-energization event and records any evidence of damage to SCE infrastructure during de-energization. These damage data points are incorporated into SCE's machine learning models which are used to predict the probability of failure for SCE assets. This model, along with fire consequence modelling, is the basis for SCE's Wildfire Mitigation Plan.

The probability of failure does not directly affect SCE's PSPS de-energization thresholds. SCE's PSPS de-energization thresholds are determined with the fundamental consideration that a fire in high wind and dry fuel conditions is not an acceptable risk for SCE, our customers, or our communities. Also, failing to find damage during a restoration patrol does not mean that the de-energization did not prevent a fire or that the thresholds were too low; wind-blown debris may result in faults that could be the source of an ignition if the lines were energized, but may not be observable during a restoration patrol if the debris subsequently blew out of the line or environmental conditions had otherwise changed.

2. Any lessons learned that will lead to future improvement for the utility.

Lesson Learned		
Issue	Discussion	Resolution
Lack of GIS map legend clarity	Feedback received about the legend clarity on the GIS maps. Partners are seeking more information to clearly learn about the map	SCE will look into adding more clarity on legend for GIS maps and/or training on where to locate legends for GIS maps.

Section 12. Other Relevant Information

1. This section includes any other relevant information determined by the utility.

SCE includes information related to the PG&E Customer de-energized during the PSPS event below. The figures below outlined pertinent details relevant to the event.

The figure below contains PSPS Event Summary Data for the PG&E Shared Customers.

PSPS Event Summary (PG&E Shared Customers)										
Total Customers			De-energized				Number of Circuits			Damage/Hazard Count
PSPS Notified	De-energized	Cancelled	MBL Customers	Number of Counties	Number of Tribes	Critical Facilities and Infrastructure	Transmission De-energized	Distribution Circuits in Scope	Distribution Circuits De-energized	
3	1	2	0	1	0	0	0	2	1	0

The figure below contains PSPS Circuit De-Energized data for the PG&E Shared Customer(s).

Circuits De-Energized (PG&E Shared Customers)									
County	Circuit Name	De-energization Date	De-energization Time (2400)	All Clear Declaration Date	All Clear Declaration Time (2400)	Restoration Date	Restoration Time (2400)	GO 95, Tier HFTD Tier(s) 1,2,3	Distribution / Transmission Classification
SANTA BARBARA	CACHUMA	8/10/2025	20:05	8/12/2025	7:39	8/12/2025	10:29	Non HFRA, T3	Distribution

Circuits De-Energized (cont.) (PG&E Shared Customers)								
County	Circuit Name	Residential Customers De-energized	Commercial / Industrial customers De-energized	Medical Baseline customers De-energized	AFN other than MBL customers De-energized	Total customers De-energized	GO 95, Tier HFTD Tier(s) 1,2,3	Other Customers
SANTA BARBARA	CACHUMA	1	0	0	0	1	Non HFRA, T3	0

The figure below contains the Notification Timeline for the PG&E Shared Customers.

Notification Timeline (PG&E Shared Customers)					
Event Order	Notification Type	Requirement Timeline	Notification Sent To	Approximate Time Sent	Notes
Pre-De-Energization (prior)	Initial Notice for PSPS Event (Advanced Initial or Initial)	72-48 hours	N/A	N/A	
	Initial Notice for PSPS Event (Initial or Update)	48-24 hours	8/10/2025	14:34	
	Imminent De-Energize (Expected)	4-1 hour	N/A	N/A	
In-Event (during)	De-Energized (Shutoff)	De-energization	8/10/2025	23:41	
Restoration (after)	Imminent Re-Energize (Prepare to Restore)	Imminent Re-energization	8/11/2025	8:52	
	Re-Energized (Restored In Scope and/or Restored No Longer in Scope)	Re-energization	8/11/2025	13:01	
	Event Concluded (Cancellation)	All Clear	8/14/2025	4:33	

The figure below contains the Notification Timeline for the PG&E Shared Customers.

Breakdown of Notification Failures (PG&E Shared Customers)			
Notifications sent to	Notification Failure Description	Number of Entities or Customer Counts	Explanation
Public Safety Partners excluding Critical Facilities and Infrastructure	Entities who did not receive 48-to 72-hour advance notification.	0	
	Entities who did not receive 1–4-hour imminent notification.	0	
	Entities who did not receive any notifications before de-energization.	0	
	Entities who were not notified immediately before re-energization.	0	
	Entities who did not receive cancellation notification within two hours of the decision to cancel.	0	
Critical Facilities and Infrastructure	Facilities who did not receive 48–72-hour advance notification.	0	
	Facilities who did not receive 1-4 hour of imminent notifications.	0	
	Facilities who did not receive any notifications before de-energization.	0	
	Facilities who were not notified at de-energization initiation.	0	
	Facilities who were not notified immediately before re- energization.	0	
	Facilities who were not notified when re-energization is complete.	0	
All other affected customers	Facilities who did not receive cancellation notification within two hours of the decision to cancel.	0	
	Customers who did not receive 24–48-hour advance notifications.	0	
	Customers who did not receive 1–4-hour imminent notifications.	1	Not enough time to notify IOU PG&E to send Imminent to customer
	Customers who did not receive any notifications before de-energization.	0	
	Customers who were not notified at de-energization initiation.	0	
	Customers who were not notified immediately before re-energization.	0	
	Customers who were not notified when re-energization is complete.	0	
	Customers who did not receive cancellation notification within two hours of the decision to cancel.	0	

Attachment A-Public Safety Partner and Customer Notification Scripts

PSPS Variable Notification Templates

8/2/2024

1 | Advanced Initial [Typically 72 Hours Prior]

[Only for Public Safety Partners (Telecom/Water-Wastewater) and Critical Infrastructure]

TEXT/SMS

SCE Advanced PSPS Alert: High winds and fire conditions are forecast from ^Day of week^ ^morning/afternoon/evening^ through ^End Day of week^ ^morning/afternoon/ evening^. We may have to shut off power. Power restoration typically takes 8 hours, and will start after the wind subsides. Delays may occur if daylight is required for safe inspections. We are working to reduce the number of customers affected, and weather patterns might change, so not all notified customers will have their power shut off. For the latest updates, visit publicsafetyportal.sce.com, contact your assigned SCE account representative, or call 1-800-611-1911.

VOICE

SCE Advanced Public Safety Power Shutoff Alert: High winds and fire conditions are forecast from ^Day of week^ ^morning/afternoon/evening^ through ^End Day of week^ ^morning/afternoon/ evening^. We may have to shut off power. Power restoration typically takes 8 hours, and will start after the wind subsides. Delays may occur if daylight is required for safe inspections. We are working to reduce the number of customers affected, and weather patterns might change, so not all notified customers will have their power shut off. For the latest updates visit [publicsafetyportal dot sce dot com](https://publicsafetyportal.sce.com), contact your assigned SCE account representative, or call 1-800-611-1911

EMAIL

Subject: SCE Public Safety Power Shutoff (PSPS) Advanced Initial Alert

From: [do not reply@scewebservices.com](mailto:do_not_reply@scewebservices.com)

Southern California Edison

High winds and fire conditions are forecast from ^Day of week^ ^morning/afternoon/evening^ through ^End Day of week^ ^morning/afternoon/evening^.

We may need to shut off power to decrease the risk of dangerous wildfires. Power restoration typically takes 8 hours, and will start after the wind subsides. Delays may occur if daylight is required for safe inspections. We are working to reduce the number of customers affected, and weather patterns might change, so not all notified customers will have their power shut off.

This alert applies to the following address(es):

Customer Address

Service Account

Meter Number

Rate

For the latest updates and availability of community resources, visit <https://publicsafetyportal.sce.com/> if you are registered, contact your assigned SCE account representative, or call 1-800-611-1911.

2 | Initial Notification [48 HOURS BEFORE] ALERT

TEXT/SMS

SCE PSPS Alert: High winds and fire conditions are forecast from ^Day of week^ ^morning/afternoon/evening^ through ^End Day of week^ ^morning/afternoon/evening^.

We may have to shut off your power to decrease risk during this time. Power restoration typically takes 8 hours, and will start after the wind subsides. Delays may occur if daylight is required for safe inspections. We are working to reduce the number of customers affected and will keep you updated. Visit sce.com/pmps for the latest information. For downed power lines, call 911. View in more languages: www.sce.com/PSPSInitial or view in ASL: <https://ahas.sce.com?id=pmps1>

VOICE

SCE Public Safety Power Shutoff Alert. To continue in English, press 1. [Spanish press 2], all other languages press 3.... High winds and fire conditions are forecast from ^Day of week^ ^morning/afternoon/evening^ through ^End Day of week^ ^morning/afternoon/evening^.

We may have to shut off your power to decrease risk of dangerous wildfires. Power restoration typically takes 8 hours, and will start after the wind subsides. Delays may occur if daylight is required for safe inspections. We are working to reduce the number of customers affected and will keep you updated. Visit sce dot com slash pmps for the latest information. If you see a downed power line call 911.

EMAIL

Subject: SCE Public Safety Power Shutoff Alert

From: do_not_reply@scewebservices.com

Southern California Edison

For more information on PSPS in your preferred language, click below:

[ESPAÑOL](#)

1-800-441-2233

[한국어](#)

1-800-628-3061

[中文](#)

1-800-843-8343

[TIẾNG VIỆT](#)

1-800-327-3031

[TAGALOG](#)

1-800-655-4555

[MORE LANGUAGES](#)

[View in ASL](#)

High winds and dangerous fire conditions are forecast from ^Day of week^ ^morning/afternoon/evening^ through ^End Day of week^ ^morning/afternoon/evening^.

We may have to shut off your power to decrease risk of dangerous wildfires. Power restoration typically takes 8 hours, and will start after the wind subsides. Delays may occur if daylight is required for safe inspections. We are working to reduce the number of customers

whose power will be shutoff and will keep you updated. For the latest updates, outage map, and information about customer care services, visit sce.com/psps.

Thank you for your patience as we work to keep your community safe!

This alert applies to the following address(es):

Customer Address

Service Account

Meter Number

Rate

- For information about preparing for a power outage, [visit sce.com/safety/family/emergency-tips](https://sce.com/safety/family/emergency-tips).
- REMEMBER: If you see a downed power line call 911 first, and then notify SCE at 1-800-611-1911.

3 | Update Notification [24 HOURS BEFORE] WARNING

TEXT/SMS

SCE PSPS Warning: High winds and fire conditions are forecast from ^Day of week^ ^morning/afternoon/evening^ through ^End Day of week^ ^morning/afternoon/evening^. We may have to shut off your power to decrease risk of wildfires. We are working to reduce the number of customers affected and will keep you updated. Visit sce.com/psps for the latest information and availability of community resources. For downed power lines, call 911. View in more languages: www.sce.com/PSPSUpdate or view in ASL: <https://ahas.sce.com?id=psps2>

VOICE

SCE Public Safety Power Shutoff warning. To continue in English, press 1. [Spanish press 2], all other languages press 3.... High winds and dangerous fire conditions are forecast from ^Day of week^ ^morning/afternoon/evening^ through ^End Day of week^ ^morning/afternoon/evening^. We may have to shut off your power to decrease risk of wildfires. We are working to reduce the number of customers whose power will be shutoff and will keep you updated. Visit sce dot com slash psps for the latest information and availability of community resources. If you see a downed power line call 911.

EMAIL

Subject: SCE Public Safety Power Shutoff (PSPS) Warning

From: do_not_reply@scewebservices.com

Southern California Edison

For more information on PSPS in your preferred language, click below:

ESPAÑOL

1-800-441-2233

한국어

1-800-628-3061

中文

1-800-843-8343

TIẾNG VIỆT

1-800-327-3031

TAGALOG

1-800-655-4555

MORE LANGUAGES

[View in ASL](#)

High winds and dangerous fire conditions are forecast from ^Day of week^ ^morning/afternoon/evening^ through ^End day of week^ ^morning/afternoon/evening^. We may have to shut off your power to decrease risk of dangerous wildfires. We are working to reduce the number of customers whose power will be shut off and will keep you updated. For the latest updates, outage map, and availability of community resources, visit sce.com/psps.

This alert applies to the following address(es):

Customer Address

Service Account

Meter Number

Rate

- For information about preparing for a power outage, visit sce.com/safety/family/emergency-tips.
- REMEMBER: If you see a downed power line, call 911 first, and then notify SCE at 1-800-611-1911.

Thank you for your patience as we work to keep your community safe!

4 | CANCELLATION

(SENT AT ANY TIME WHEN CUSTOMER IS PERMANENTLY OUT OF SCOPE)

TEXT/SMS

SCE PSPS All-Clear: Due to improved weather, we did not shut off your power. We understand that planning around outages is inconvenient. Thanks for your patience as we work to keep our communities safe. If your power is off, please call 1-800-611-1911 or visit sce.com/psps. View in more languages: www.sce.com/PSPSAllClear or view in ASL: <https://ahas.sce.com?id=psps3>

VOICE

SCE PSPS All-clear: To continue in English, press 1. [Spanish press 2], all other languages press 3.... Due to improved weather, we did not shut off your power. We understand that planning around outages is inconvenient. Thank you for your patience as we work to keep our communities safe. If your power is off, please call 1-800-611-1911 or visit sce dot com slash psps.

EMAIL

Subject: SCE Public Safety Power Shutoff (PSPS) All-clear
From: do_not_reply@scewebservices.com Southern California Edison

For more information on PSPS in your preferred language, click below:

ESPAÑOL	한국어	中文	TIẾNG VIỆT	TAGALOG
1-800-441-2233	1-800-628-3061	1-800-843-8343	1-800-327-3031	1-800-655-4555

[MORE LANGUAGES](#)

[View in ASL](#)

Due to improved weather, we did not shut off your power. We understand that planning around outages is inconvenient. Thank you for your patience as we work to keep our communities safe.

This alert applies to the following address(es):

Customer Address
Service Account
Meter Number
Rate

If power is off, please call 1-800-611-1911 or visit sce.com/psps.
For more information about PSPS and wildfire safety, please visit sce.com/psps.

5| PSPS EXPECTED (1-4 HOURS BEFORE SHUTOFF WARNING)

TEXT/SMS

SCE PSPS Expected: It's likely we will shut off your power in the next 4 hours due to wind-driven fire conditions. Conditions could last through **^End Day of week^ ^morning /afternoon /evening^**. We will notify you again if we shut power off. Weather could affect shutoff timing and wind-related outages may also occur. Visit sce.com/psps for the latest information and availability of community resources. For downed power lines, call 911. Thanks for your patience. View in more languages: www.sce.com/PSPSExpected or view in ASL: <https://ahas.sce.com?id=psps4>

VOICE

SCE PSPS Expected. To continue in English, press 1. [Spanish press 2], all other languages press 3.... It's likely we will shut off your power in the next 4 hours due to wind-driven fire conditions in your area. Conditions could last through **^End Day of week^ ^morning /afternoon /evening^**. We will notify you again if we shut off your power. Weather could affect shutoff timing and wind-related outages may also occur. Visit [sce dot com slash psps](https://sce.com/psps) for the latest information and availability of community resources. If you see a downed power line, call 911. Thank you for your patience.

EMAIL

Subject: SCE Public Safety Power Shutoff (PSPS) Expected

From: [do not reply@scewebservices.com](mailto:do_not_reply@scewebservices.com)

Southern California Edison

For more information on PSPS in your preferred language, click below:

[ESPAÑOL](#)

1-800-441-2233

[한국어](#)

1-800-628-3061

[中文](#)

1-800-843-8343

[TIẾNG VIỆT](#)

1-800-327-3031

[TAGALOG](#)

1-800-655-4555

[MORE LANGUAGES](#)

[View in ASL](#)

It's likely we will shut off your power in the next 4 hours due to wind-driven fire conditions. Conditions could last through **^End Day of week^ ^morning /afternoon /evening^**. We are working to reduce the number of customers affected. Weather could also affect shutoff timing and wind-related outages may occur. We will notify you again if we shut off your power. For the latest updates, outage map, and availability of community resources, visit sce.com/psps.

We appreciate your patience as we work to keep your community safe.

This alert applies to the following address(es):

Customer Address

Service Account

Meter Number

Rate

- For information about preparing for a power outage, visit sce.com/safety/family/emergency-tips
- REMEMBER: If you see a downed power line, call 911 first, and then notify SCE at 1-800-611-1911.

Thank you again for your continued patience as we work to keep your community safe!

6 | PSPS SHUTOFF

(SENT AT AUTHORIZATION TO DE-ENERGIZE)

SMS/TEXT

SCE PSPS Shutoff: We are shutting off your power due to wind-driven wildfire risk. High winds are forecast through **^End Day of week^ ^morning/ afternoon/ evening^**. When weather improves, we will inspect our lines for damage before we restore power. This is expected to take up to 8 hours but could take longer if we need daylight for safe inspections or if we find damage. Visit sce.com/psps for the most up to date info on restoration timing and SCE community resources in your area. Remember to turn off/unplug appliances or equipment that could restart automatically. For downed power lines, call 911. Thanks for your patience. View in more languages: www.sce.com/PSPSShutoff or view in ASL: <https://ahas.sce.com?id=psps5>

VOICE

SCE PSPS shutoff. To continue in English, press 1. [Spanish press 2], all other languages press 3.... We are shutting off your power due to current wind-driven wildfire risk. High winds are forecast through ^End Day of week^ ^morning/ afternoon/ evening^. When the weather improves, we will inspect our lines for damage before we restore power. This is expected to take up to 8 hours but could take longer if we need daylight for safe inspections or if we find damage. Remember to turn off or unplug appliances or equipment that could restart automatically. Visit [sce dot com slash psps](https://sce.com/psps) for the latest information on restoration timing and SCE community resources in your neighborhood. If you see a downed power line, call 911. Thank you for your patience.

EMAIL

Subject: SCE Public Safety Power Shutoff (PSPS)

From: do_not_reply@scewebservices.com

Southern California Edison

For more information on PSPS in your preferred language, click below:

[ESPAÑOL](#)

1-800-441-2233

[한국어](#)

1-800-628-3061

[中文](#)

1-800-843-8343

[TIẾNG VIỆT](#)

1-800-327-3031

[TAGALOG](#)

1-800-655-4555

[MORE LANGUAGES](#)

[View in ASL](#)

We are shutting off your power due to current high risk of wind-driven wildfire. High winds are forecast to last through ^End Day of week^ ^morning/ afternoon/ evening^. When the weather improves, we will inspect our lines for damage before we restore power. This is expected to take up to 8 hours but could take longer if we need daylight for safe inspections or if we find damage. We will update you as conditions change. Please remember to turn off or unplug appliances or equipment that may start automatically when power is restored.

Please visit sce.com/psps for the most up to date information, including outage map and restoration information, and availability of SCE community resources.

REMEMBER: If you see a downed power line, call 911 first, and then notify SCE at 1-800-611-1911. We understand this shutoff is inconvenient. We appreciate your continued patience as we work to keep your community safe.

This alert applies to the following address(es):

[Customer Address](#)

[Service Account](#)

[Meter Number](#)

[Rate](#)

(SENT IN THE AM TO OVERNIGHT OUTAGES)

SMS/TEXT

SCE Continued PSPS Shutoff: Thank you for your continued patience during this Public Safety Power Shutoff. High winds could continue through **^End Day of week^ ^morning /afternoon/ evening^**. Before we restore power, we will inspect our lines for damage. This is expected to take up to 8 hours but could take longer if we need daylight for safe inspections or if we find damage. Visit sce.com/pmps for the latest info on restoration and SCE community resources in your area. For downed power lines, call 911. View in more languages: www.sce.com/PSPSContinuedShutoff or view in ASL: <https://ahas.sce.com?id=pmps6>

VOICE

SCE Continued PSPS. To continue in English, press 1. [Spanish press 2], all other languages press 3.... Thank you for your continued patience during this Public Safety Power Shutoff. High winds are forecast to continue through **^End Day of week^ ^morning /afternoon/ evening^**. Before we restore power, we will inspect our lines for damage. This is expected to take up to 8 hours but could take longer if we need daylight for safe inspections or if we find damage. Visit [sce dot com slash pmps](https://sce.com/pmps) for the latest information on restoration and availability of community resources in your area. For downed power lines, call 911.

EMAIL

Subject: SCE Continued Public Safety Power Shutoff (PSPS)

From: do_not_reply@scewebservices.com

Southern California Edison

For more information on PSPS in your preferred language, click below:

[ESPAÑOL](#)

1-800-441-2233

[한국어](#)

1-800-628-3061

[中文](#)

1-800-843-8343

[TIẾNG VIỆT](#)

1-800-327-3031

[TAGALOG](#)

1-800-655-4555

[MORE LANGUAGES](#)

[View in ASL](#)

Thank you for your continued patience during this Public Safety Power Shutoff. Wind-driven fire conditions could last through **^End Day of week^ ^morning /afternoon/ evening^**. When the weather improves, we will inspect our lines for damage before we restore power. This is expected to take up to 8 hours but could take longer if we need daylight for safe inspections or if we find damage. Visit sce.com/pmps for the latest information on restoration and SCE community resources in your area. We understand that any outage is an inconvenience. Thank you again for your continued patience as we work to keep your community safe!

REMEMBER: If you see a downed power line, call 911 first, and then notify SCE at 1-800-611-1911.

This alert applies to the following address(es):

Customer Address

Service Account

Meter Number

Rate

8 | PREPARE FOR RESTORATION

SMS/TEXT

SCE PSPS Update: Winds have died down and we are starting to inspect our lines for damage. Restoration is expected to take up to 8 hours but could take longer if we need daylight for safe inspections or find damage. For updated restoration estimates in your area and for location of SCE community resources visit [sce.com/psps](https://www.sce.com/psps). Please turn off/unplug appliances or equipment that could restart automatically and inspect your property for downed power lines. Call 911 if you find a downed line. We will alert you again when we restore power. View in more languages: www.sce.com/PSPSPrepRestore or view in ASL: <https://ahas.sce.com?id=psps7>

VOICE

SCE PSPS Update. To continue in English, press 1. [Spanish press 2], all other languages press 3.... Winds have died down and we are starting to inspect our lines for damage. Restoration is expected to take up to 8 hours but could be delayed if we need daylight for safe inspections or if we find damage. Please turn off or unplug any appliances or equipment that could restart automatically and inspect your property for downed power lines. Call 911 if you find a downed line. We will alert you again when we restore power. For updated restoration estimates in your area, and for location of SCE community resources visit sce dot com slash psps

EMAIL

Subject: SCE Public Safety Power Shutoff Update

From: do_not_reply@scewebservices.com

Southern California Edison

For more information on PSPS in your preferred language, click below:

[ESPAÑOL](#)

[1-800-441-2233](#)

[한국어](#)

[1-800-628-3061](#)

[中文](#)

[1-800-843-8343](#)

[TIẾNG VIỆT](#)

[1-800-327-3031](#)

[TAGALOG](#)

[1-800-655-4555](#)

[MORE LANGUAGES](#)

[View in ASL](#)

Winds have died down and we are starting to inspect our lines for damage. Restoration is expected to take up to 8 hours but could take longer if we need daylight for safe inspections or if we find damage. For updated restoration estimates in your area, and for location of SCE community resources visit [sce.com/psps](https://www.sce.com/psps). We will alert you again when your power comes back on. Please turn off or unplug any appliances or equipment that could restart automatically and inspect your property for downed power lines. If you see a downed power line, stay away and call 911 first, then report it to SCE at 1-800-611-1911.

We understand that Public Safety Power Shutoff events can be disruptive and thank you for your patience as we work to keep your community safe.

This alert applies to the following address(es):

Customer Address

Service Account

Meter Number

Rate

9 | RESTORED NO LONGER IN SCOPE (RESTORED & CANCELLATION [NO MORE RISK OF PSPS])

SMS/TEXT

SCE PSPS Ended: We have restored power in your area and ended the Public Safety Power Shutoff. If your power is still off, please call 1-800-611-1911 or visit sce.com/outage. We know that safety outages are inconvenient and thank you for your patience. View in more languages: www.sce.com/PSPSEnded or view in ASL: <https://ahas.sce.com?id=psps10>

VOICE

SCE PSPS Ended... To continue in English, press 1. [Spanish press 2], all other languages press 3.... We have restored power in your area and ended the Public Safety Power Shutoff due to improved weather conditions. If your power is still off, please call 1-800-611-1911 or visit [sce dot com slash outage](https://sce.com/outage). We understand that safety outages are inconvenient and thank you for your patience.

EMAIL

Subject: SCE Public Safety Power Shutoff Ended: All Power Restored

From: do_not_reply@scewebservices.com

Southern California Edison

For more information on PSPS in your preferred language, click below:

[ESPAÑOL](#)

1-800-441-2233

[한국어](#)

1-800-628-3061

[中文](#)

1-800-843-8343

[TIẾNG VIỆT](#)

1-800-327-3031

[TAGALOG](#)

1-800-655-4555

[MORE LANGUAGES](#)

[View in ASL](#)

We have restored power and ended the Public Safety Power Shutoff in your area due to improved weather conditions. If your power is still off, please call 1-800-611-1911 or visit sce.com/outage. We understand that safety outages are inconvenient and thank you for your patience.

This alert applies to the following address(es):

Customer Address
Service Account
Meter Number
Rate

For more information about PSPS and wildfire safety, please visit sce.com/psps.

10 | RESTORED IN SCOPE – RISK OF PSPS REMAINS

SMS/TEXT

SCE PSPS Update: Winds have improved enough for us to restore power in your area. However, because high winds are still forecast through **^End Day of week^ ^morning/afternoon/evening^** we might have to shut off power again. We will update you as weather conditions change. If your power is still off, please call 1-800-611-1911 or visit sce.com/psps. Thanks for your patience. View in more languages: www.sce.com/PSPSNotAllClear or view in ASL: <https://ahas.sce.com?id=psps11>

VOICE

SCE PSPS Update: To continue in English, press 1. [Spanish press 2], all other languages press 3.... Winds have improved enough for us to restore power in your area. However, because high winds are still forecast through **^End Day of week^ ^morning/afternoon/evening^** we may have to shut off your power again. We will keep you updated as weather conditions change. We understand that PSPS outages are inconvenient and thank you for your patience. If your power is still off, please call 1-800-611-1911 or visit [sce dot com slash psps](https://sce.com/psps).

EMAIL

Subject: SCE Public Safety Power Shutoff Update: Power restored; PSPS still in effect
From: do_not_reply@scewebservices.com Southern California Edison

For more information on PSPS in your preferred language, click below:

[ESPAÑOL](#)

1-800-441-2233

[한국어](#)

1-800-628-3061

[中文](#)

1-800-843-8343

[TIẾNG VIỆT](#)

1-800-327-3031

[TAGALOG](#)

1-800-655-4555

[MORE LANGUAGES](#)

[View in ASL](#)

Winds have improved enough for us to restore power in your area. However, because high winds are still forecast through **^End Day of week^ ^morning/afternoon/evening^** we may have to shut off your power again. We will keep you updated as weather conditions change. If your power is still off, please call 1-800-611-1911 or visit sce.com/psps.

We understand that safety outages are inconvenient and thank you for your continued patience.

This alert applies to the following address(es):

Customer Address

Service Account

Meter Number

Rate

For more information about PSPS and wildfire safety, please visit sce.com/pmps.

Template language for all notifications (after notification language)

SCE Emergency Operations Center and IMT are activated. Contact information is provided below.

Message cadence: The SCE Liaison Officer provides a rolling three-day advance warning of potential PSPS events, when possible, and sends update notifications every day. We will also notify you with time-sensitive shutoff and restoration information at the circuit level. Sudden weather changes may impact SCE's ability to provide advanced notice: a shutoff could occur sooner than anticipated.

Spreadsheet content: All circuits currently on the watch list in your county are listed in the attached spreadsheet. As we get closer to the event and the weather forecast becomes more exact, additional circuits could be added or removed from our watch lists. Definitions are on the second tab of the spreadsheet.

Not all circuits on the watch list will have their power shut off. We are working to reduce the number of customers affected and weather patterns might change.

Customers on the affected circuits are being notified if they are within two days of the period of concern, or if there has been a change to their status.

Outage maps and other detailed information are available at the following locations:

- Maps showing PSPS boundaries and locations of about Community Resource Centers and Community Crew Vehicles: <https://www.sce.com/outage-center/check-outage-status>
- Public Safety Partner Portal (for emergency officials)
 - <https://publicsafetyportal.sce.com>
 - Email publicsafetyportal@sce.com to request access.
- REST service (web-based password-protected access to GIS layers)
 - SCERestInfo@sce.com to request access.

SCE Contact Information for Public Officials only (DO NOT share with the public)

- **First Responders and Emergency Managers:**
 - Phone: Business Resiliency Duty Manager 24/7 hotline: (800) 674-4478
 - Email: Business Resiliency Duty Manager/emergencies: BusinessResiliencyDutyManager@sce.com **Note: Only monitored during emergency activations.**
- **Government/tribal officials:**
 - Phone Liaison (government relations) 24/7 hotline: 800-737-9811. **Note: Only monitored during emergency activations.**
 - Email SCELiaisonOfficer@sce.com. **Note: Only monitored during emergency activations.**
- **Access and Functional Needs issues:**
 - Phone AFN Liaison Officer 24/7 hotline: 888-588-5552. **Only monitored during emergency activations.**
 - Email: AFNIMT@sce.com. **Note: Only monitored during emergency activations.**

Information available for the general public:

- **SCE Contact Information for the Public: (Please share via web and social media).**
 - Outage specific customer service issues: 800-611-1911
 - Billing and service inquiries: 800-684-8123
- Maps showing PSPS boundaries and locations of about Community Resource Centers and Community Crew Vehicles: <https://www.sce.com/outage-center/check-outage-status>
- General information on PSPS: www.sce.com/pmps
- De-energization and restoration policies: sce.com/pmpsdecisionmaking
- Information on emergency preparedness, customer notifications, customer programs and other resources: www.sce.com/wildfire
- Seven-day PSPS forecasts <https://www.sce.com/wildfire/weather-awareness>
- Fire and weather detection map <https://www.sce.com/wildfire/situational-awareness>

Advanced Initial (72-hour) LNO Notification (Advanced Initial)

Text Language: Important: SCE Advanced Initial Notice for PSPS Event in {County} CO on {Start POC Date}. Please see your inbox for more details.

Email Notification Subject Line and Message

Advanced Initial Notice for PSPS Event starting [start POC DATE] in [COUNTY NAME] as of [current date] [current time] .

COMMENTS:

Public Safety Power Shutoff initial notification for official use: Due to projected fire weather conditions, we may need to shut off power in high fire risk areas in **COUNTY NAME**. Please refer to the attached spreadsheet for status and periods of concern for specific circuits.

Recommended Language to Share with the Public: SCE has informed us they may be calling for a Public Safety Power Shutoff impacting (insert organization name) on (insert date). SCE will notify all customers who may be affected, including Critical Care and Medical Baseline customers. For more info: sce.com/pmps

When the weather improves, and restoration is authorized, crews will inspect and repair the lines and restore power. Typically, this can take up to 8 hours. Restoration can be delayed if damage is found, or daylight is needed for safe aerial or ground patrol. Updates to restoration information will be posted on www.sce.com/pmps and on the Public Safety Partner Portal.

Updated Conditions (Update) Notification

Text Language: Important: SCE Update/Initial Notice for PSPS Event in {County} CO. Please see your inbox for more details.

Notification Subject Line and Message:

SCE Update/Initial Notice for PSPS Event starting [start POC DATE] in [COUNTY NAME] as of [current date] [current time] .

COMMENTS:

Public Safety Power Shut-Off update notification for official use:

Due to projected fire weather conditions, we may need to shut off power in high fire risk areas, in **COUNTY NAME**. Please refer to the attached spreadsheet for status and periods of concern for specific circuits.

Recommended Language to Share with the Public: SCE has informed us there may be a Public Safety Power Shutoff impacting (insert organization name) on (insert date). SCE will notify all customers who may be affected, including Critical Care and Medical Baseline customers. For more info: [sce.com/pmps](https://www.sce.com/pmps)

When the weather improves, and restoration is authorized, crews will inspect and repair the lines and restore power. Typically, this can take up to 8 hours. Restoration can be delayed if damage is found, or daylight is needed for safe aerial or ground patrol. Updates to restoration information will be posted on www.sce.com/pmps and on the Public Safety Partner Portal.

Expected De-Energize Notification (previously: Imminent De-Energization) (PSPS Expected)

Text Language: Important: SCE Expected Shutoff Notice for PSPS Event on {Circuit(s)} Circuit in {County} CO. Please see your inbox for more details.

Email Notification Subject Line and Message:

SCE Expected Shutoff Notice for [CIRCUIT NAME] Circuit for PSPS Event starting [start POC DATE] in [COUNTY NAME] as of [current date] [current time] .

Public Safety Power Shutoff update notification for official use: SCE may need to shut off power in the next 4 hours to reduce the risk of wildfire ignition. Areas that may be impacted include:

- **Circuit:** [CIRCUIT name]
- **County:**
- **Segment:** [if listed]
- **Incorporated City of:**
- **Unincorporated County Area:**
- **COMMENTS:**

Shutoffs may occur earlier or later depending on actual weather conditions. This notice expires after 4 hours; however, the listed circuit(s) will remain on the watch list and will be subject to PSPS until the conclusion of this weather event.

Recommended Language to Share with the Public: SCE has informed us they are likely to call a Public Safety Power Shutoff impacting (insert organization name) within the next four hours. SCE will notify all customers who may be affected. For more info: [sce.com/psps](https://www.sce.com/psps)

When the weather improves, and restoration is authorized, crews will inspect and repair the lines and restore power. Typically, this can take up to 8 hours. Restoration can be delayed if damage is found, or daylight is needed for safe aerial or ground patrol. Updates to restoration information will be posted on www.sce.com/psps and on the Public Safety Partner Portal.

PSPS Shutoff Notification (De-energization notification)

Text Language: Important: SCE PSPS Shutoff Notice for {Circuit(s)} Circuit in {County} CO. Please see your inbox for more details.

Email Notification Subject Line and Message:

SCE PSPS Shutoff Notice for [CIRCUIT NAME] Circuit for PSPS Event starting [start POC DATE] in [COUNTY NAME] as of [current date] [current time] .

Public Safety Power Shutoff update notification for official use: SCE is shutting off power to reduce the risk of wildfire ignition.

Impacted circuits and locations are:

- **Circuit:** [CIRCUIT name]
- **County:** [COUNTY NAME].
- **Segment:**
- **Incorporated City of:** [Incorporated City]
- **Unincorporated County Area:** [unincorporated area description]
- **Comment:**

Recommended Language to Share with the Public: SCE has begun a Public Safety Power Shutoff. SCE notified customers who may be affected, including Critical Care and Medical Baseline customers. For more information visit [sce.com/psps](https://www.sce.com/psps)

When the weather improves, crews will inspect and repair the lines and restore power. Typ When the weather improves, and restoration is authorized, crews will inspect and repair the lines and restore power. Typically, this can take up to 8 hours. Restoration can be delayed if damage is found, or daylight is needed for safe aerial or ground patrol. Updates to restoration information will be posted on www.sce.com/psps and on the Public Safety Partner Portal.

(Preparation for Restoration)

Text Language: Important: SCE Preparation for Restoration {Circuit(s)} Circuit in {County}. Please see your inbox for more details.

Email Notification Subject Line and Message:

Preparation for Restoration [CIRCUIT NAME] Circuit Shutoff Notice for [CIRCUIT NAME] Circuit for PSPS Event starting [start POC DATE] in [COUNTY NAME] as of [current date] [current time] .

Public Safety Power Shutoff update notification for official use: SCE crews are inspecting the following circuits or circuit segments to restore power as soon as it is safe to do so:

- **Circuit:** [CIRCUIT name]
- **Segment(s):** *if entered in Foundry*
- **Incorporated City:** [incorporated city]
- **Unincorporated County Area:** [unincorporated area description]
- **Comments:**

Recommended Language to Share with the Public: SCE has begun patrolling circuits for damage before turning the power back on. It typically takes up to 8 hrs to restore power once the patrol begins. Restoration can be delayed if damage is found, or aerial patrol is needed. For more info visit [sce.com/psps](https://www.sce.com/psps)

When the weather improves, and restoration is authorized, crews will inspect and repair the lines and restore power. Typically, this can take up to 8 hours. Restoration can be delayed if damage is found, or daylight is needed for safe aerial or ground patrol. Updates to restoration information will be posted on www.sce.com/psps and on the Public Safety Partner Portal.

Restore Notification (formerly: RE-ENERGIZE) Restoration Notification

Text Language: Important: SCE Restoration Notice for PSPS Event on {Circuit(s)} Circuit in {County} CO. Please see your inbox for more details.

Email Notification Subject Line and Message:

Important: SCE Restoration Notice for PSPS Event on [CIRCUIT NAME] Circuit Shutoff Notice for [CIRCUIT NAME] Circuit for PSPS Event starting [start POC DATE] in [COUNTY NAME] as of [current date] [current time] .

Public Safety Power Shutoff update notification for official use:

SCE crews have restored power on the following circuit or circuit segments:

- **Circuit:** [CIRCUIT name]
- **Segment(s):** *if entered in Foundry*
- **Incorporated City:** [incorporated city]
- **Unincorporated County Area:** [unincorporated area description]
- **Comment:**

Recommended Language to Share with the Public: SCE has begun turning power back on to circuits. Some areas may be restored sooner than others. For more info visit sce.com/psps

Cancellation no longer in scope

Description: *Sent within two hours after a circuit no longer in scope for PSPS*

Text Language: [Important: SCE PSPS Cancellation {Circuit\(s\)} Circuit in {County} CO. Please see your inbox for more details.](#)

Notification Subject Line and Message:

Important: SCE PSPS Cancellation as of {LNO Authorized Date} {LNO Authorized Time} for PSPS Event {Start POC Date} {Circuit(s)} Circuit in {County} CO.

Public Safety Power Shutoff update notification for official use: Due to improved conditions SCE is no longer planning to shut off power the circuit listed below.

- **Circuit:** [CIRCUIT name]
- **County:**
- **Segment:** [if listed]
- **Incorporated City of:**
- **Unincorporated County Area:**

Language to share with the public: Some customers in our area are no longer in scope for public safety power shutoffs. Check sce.com/outages for more information.

Event Concluded Notification

Text Language Important: SCE PSPS Event Concluded in {County} CO. Please see your inbox for more details.

Email Notification Subject Line and Message:

SCE PSPS Event Concluded in [COUNTY NAME].

Public Safety Power Shutoff update notification for official use:

If customers were de-energized, power has been restored and the PSPS event has concluded.

Recommended Language to Share with the Public: *The public safety power shutoff in your area has concluded. If your power is still out, please visit sce.com/outages for more information.*

Any circuit that was identified for potential PSPS is All Clear and will not be de-energized for this event

Attachment B-PSPS Event Data Workbook

Attachment C- PSPS Maps of Mitigated Circuits

Officer Verification

I am an officer of the applicant corporation herein and am authorized to make this verification on its behalf. I am informed and believe that the matters stated in the foregoing document are true.

I declare under penalty of perjury that the foregoing is true and correct. Executed this 9th day of September 2025 in Rancho Palos Verdes, California

Signed by:

Michael Marelli

AA67B9516C444C2...

Mike Marelli

Vice President,

Operational Services



Adam Smith
Regulatory Relations
Adam.Smith@sce.com

September 11, 2025

Leslie Palmer, Director
Safety Enforcement Division
California Public Utilities Commission
505 Van Ness Avenue
San Francisco, CA 94102

SUBJECT: SCE PSPS Post Event Report – August 9, 2025 to August 27, 2025


Dear Director Palmer:

As required by Resolution ESRB-8 and in accordance with Ordering Paragraph 1 of California Public Utilities Commission (CPUC) Decision (D.) 19-05-042, Southern California Edison Company (SCE) respectfully submits a post-event report for the PSPS event initiated on August 9, 2025 and concluded on August 27, 2025.

This report has been verified by an SCE officer in accordance with Rule 1.11 of the Commission's Rules of Practice and Procedure.

If you have any questions, please do not hesitate to call.

Sincerely,

Signed by:

43FB0E3D64B843D...
/s/ Adam Smith

Adam Smith
Director, Regulatory Relations

cc: ESRB_ComplianceFilings@cpuc.ca.gov

**Southern California Edison
Public Safety Power Shutoff (PSPS) Post-Event Report
August 10, 2025**

**Filed with: The California Public Utilities Commission
Submitted to: Director of the Safety and Enforcement Division
Dated: September 11, 2025**

Table of Contents

Introduction..... 3

Section 1. Executive Summary4

Section 2. Decision-Making Process.....6

Section 3. De-Energized Time, Place, Duration and Customers 15

Section 4. Damage and Hazards to Overhead Facilities..... 17

Section 5. Notification..... 18

Section 6. Local and State Public Safety Partner Engagement 25

Section 7. Complaints and Claims 27

Section 8. Power Restoration Timeline 28

Section 9. Community Resource Centers 29

Section 10. Mitigation to Reduce Impact 33

Section 11. Lessons Learned 34

Section 12. Other Relevant Information 36

Attachment A-Public Safety Partner and Customer Notification Scripts 38

Attachment B-PSPS Event Data Workbook 55

Attachment C- PSPS Maps of Mitigated Circuits 56

Introduction

Southern California Edison (SCE) submits this post-event report to demonstrate its compliance with the California Public Utilities Commission's (CPUC or Commission) PSPS guidelines including Resolution ESRB-8, PSPS Order Instituting Rulemaking (OIR) Phase 1 (Decision (D.) 19-05-042), Phase 2 (D.20-05-051), Phase 3 (D.21-06-034) and PSPS Order Instituting Investigation (OII) (D.21-06-014).¹

This report addresses the event that started on August 8, 2025, at 12:00 p.m. and ended on August 27, 2025, at 12:15 a.m. in Inyo, Kern, Los Angeles, Mono, Riverside, San Bernardino, Santa Barbara, and Tulare Counties. 6,853 customers were de-energized during this event. Three PG&E customers were also in scope, with one residential customer de-energized in Santa Barbara County. This report explains SCE's decision to call, sustain, and conclude the de-energization event, and provides detailed information to facilitate the Commission's evaluation of SCE's compliance with applicable PSPS guidelines.

SCE recognizes that de-energizations pose significant challenges and hardships for our customers and the public safety partners that provide services to the affected communities. SCE's decision to activate its PSPS protocol is based on consideration and weighing of multiple factors, including forecasted weather, fuel conditions, infrastructure vulnerabilities, and potential impacts of PSPS on public safety partners and the communities we serve.

SCE is committed to continuously improving its PSPS processes and welcomes input from customers, public safety partners, community representatives, and local governments on ways to minimize the impact of PSPS events.

¹ This PSPS post-event report is based on the best information and data available as of the filing deadline for the report. SCE continues to gather, analyze, and validate some of the underlying data, and will supplement this report with updated information, as needed, in its annual post-season report. *See* D.21-06-014, Ordering Paragraph (OP) 66, p. 305 (directing SCE to "provide aggregate data . . . in an annual report, including aggregate data that may not have been available at the time the utility filed the 10-day post-event report").

Section 1. Executive Summary

At A Glance							
Total customers notified	Total customers de-energized	List of counties in scope	List of counties de-energized	Total distribution circuits in scope	Total distribution circuits de-energized	# of damage/hazards found	Community resource centers (including CCVs)
56,745	6,853	Inyo, Kern, Los Angeles, Mono, Riverside, San Bernardino, Santa Barbara, and Tulare	Inyo, Kern, Los Angeles, Mono, Riverside, San Bernardino, Santa Barbara, and Tulare	81	21	0	21

1. Brief description of the PSPS event starting from the time when the utility's Emergency Operation Center is activated until service to all customers have been restored.

This event covered a single Period of Concern (POC) as a result of evolving weather forecasts. This resulted in 6,853 customers being de-energized in Inyo, Kern, Los Angeles, Mono, Riverside, San Bernardino, Santa Barbara, and Tulare Counties during this event. A summary of the timeline for this event is provided below.

On August 8, 2025, SCE's meteorologists identified the potential for dangerous fire weather conditions due to a ridge of high pressure bringing localized gusty west to northwest winds across isolated areas of the western San Gabriel Mountains in northern Los Angeles County beginning on August 11, 2025. The area of high pressure was forecast to bring warming temperatures which drive increases in diurnal winds across isolated areas in the mountains concurrent with low humidity. On August 9, SCE's meteorologists identified additional areas of elevated fire weather concerns across isolated areas of Inyo, Kern, Los Angeles, Mono, and Tulare Counties subject to the locally elevated winds. The POC was also extended through August 12. On August 10, Santa Barbara County was added to scope due to localized sundowner winds. The POC was also extended through August 13. On August 11, SCE's meteorologists extended the end of the POC through August 14 due to continued localized elevated winds and also added an isolated area of San Bernardino County to scope as a storm system forecast to transit the northern tier of California was expected to bring gusty west to southwesterly onshore winds for the end of the week. On August 12, SCE's meteorologists extended the POC through August 15 and added an isolated area of Riverside County to scope for the increasing onshore flow. On August 13, the POC was extended through August 16 for continued locally elevated winds associated with onshore flow across Southern California Mountain areas. On August 14, SCE's meteorologists extended the POC through August 18 as broad troughing located off the coast, an area of high pressure inland, and onshore flow were forecast to persist for several days driving elevated diurnal winds in the afternoon and evening hours across isolated areas of the Eastern Sierra. On August 17, SCE's meteorologists extended the POC through August 20 as the area of high pressure located inland was forecast to strengthen and bring high heat and to continue to drive elevated diurnal winds in the Eastern Sierra and Kern County Mountains. On August 18, the POC was extended through August 21 with the area of high pressure, high heat, and onshore flow forecast to remain anchored over the western U.S. for several days. SCE meteorologists also identified the risk of thunderstorm outflow winds developing in Sierra and Southern California mountain areas each

afternoon beginning August 21 through at least August 25, posing additional PSPS risks in localized areas. On August 19, the POC was extended through August 22. On August 20, SCE meteorologists extended the POC through August 23 due to continued locally elevated winds forecast in portions of the Eastern Sierra, Kern County Mountains, Los Angeles County mountains, and Santa Barbara County mountains. On August 23, SCE’s meteorologists extended the POC through August 24 for an isolated area of Kern County. On August 24, the POC was further extended through August 26 for isolated areas of Kern and Los Angeles Counties due to the continued presence of the ridge of high pressure bringing high heat and elevated diurnal winds. The National Weather Service (NWS) also issued Red Flag Warnings for portions of Kern, Los Angeles, and Santa Barbara Counties during this event during portions of the POC. Wind Advisories were also issued by the National Weather Service for portions of Santa Barbara County.

In response to this forecasted fire weather, SCE activated its dedicated PSPS Incident Management Team (IMT) to manage this event and began sending advance notifications of potential PSPS to Public Safety Partners, Critical Facilities and Infrastructure customers, and other customers in scope. SCE also coordinated with PG&E to dispatch notifications to impacted PG&E customer.

This PSPS event concluded after fire weather conditions were no longer forecasted to impact the SCE service area; the IMT de-mobilized on August 27, 2025.

2. **A table including the maximum number of customers notified and actually de-energized; number of counties de-energized; number of tribes de-energized; number of Medical Baseline customers de-energized; number of transmission and distribution circuits de-energized; damage/hazard count; number of critical facilities and infrastructure de-energized.**

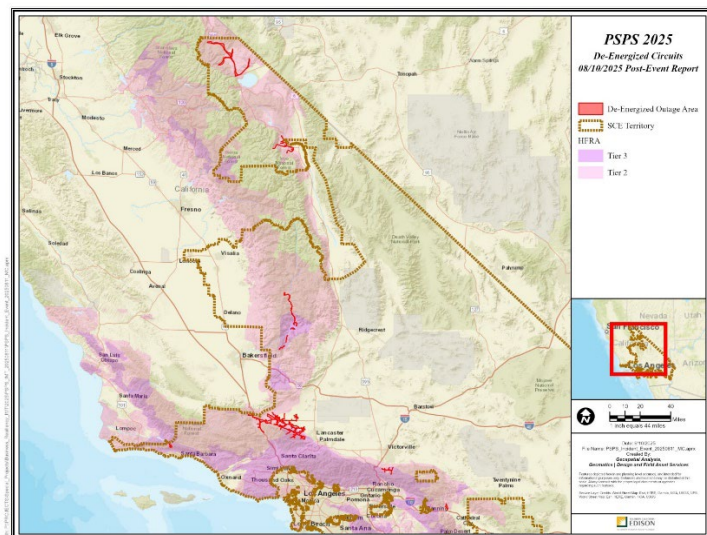
Table 1: PSPS Event Summary²

PSPS Event Summary										
Total Customers			De-energized				Number of Circuits			Damage/Hazard Count
PSPS Notified	De-energized	Cancelled	MBL Customers	Number of Counties	Number of Tribes	Critical Facilities and Infrastructure	Transmission De-energized	Distribution Circuits in Scope	Distribution Circuits De-energized	
56745	6853	49918	189	8	0	403	0	81	21	0

Information related to the PG&E Customers is included in Section 12.

² “PSPS Notified” metric in Table 1 reflects the total number of unique customers that were sent a pre-event notification of potential de-energization during the PSPS event. “Cancelled” metric in Table 1 reflects the total number of unique customers that were sent a pre-event notification of potential de-energization, but not ultimately de-energized (regardless of whether those customers received a cancellation notice). Please see Section 5 of this report regarding missed notifications and cancellation notice metrics.

3. A PDF map depicting the de-energized area(s)



Section 2. Decision-Making Process

1. A table showing factors considered in the decision to shut off power for each circuit de-energized, including sustained and gust wind speeds, temperature, humidity, and moisture in the vicinity of the de-energized circuits.³

Table 2: Factors Considered in Decision to De-Energize⁴ (Continued in Attachment B)

³ FPI inputs include wind speed, dewpoint depression (which is a measure of how dry the air is), and various fuel moisture parameters, as detailed in Section 2-2 of this report. Other variables, such as temperature and humidity, while potential contributors to fire spread, are not direct inputs into the FPI calculation. Temperature and humidity are accounted for indirectly through the inclusion of dewpoint depression in the FPI rating. Because temperature, humidity, and moisture are not distinct “factors considered” in SCE’s de-energization decisions, they are not reported separately, but are reflected in the actual FPI rating for each de-energized circuit, as shown in Table 2. The notation “N/A” (Not Applicable) in Table 2 means that Sustained Wind Speed, Gust Wind Speed and Fire Potential Index (FPI) data is not available for downstream circuits which are included in Table 2 solely because these circuits are electrically connected to circuits in scope for potential de-energization. A downstream circuit would need to be de-energized if the parent circuit to which it is connected exceeds PSPS criteria. Factors considered in decision to de-energize customers on downstream circuits are already accounted for in Table 2 for the parent circuits.

⁴ In this table, the term “Wind Speed Activation Thresholds” corresponds to SCE’s operational term “Wind Thresholds” and “De-Energization Thresholds” corresponds to SCE’s operational term “Wind Trigger.” During an activation, FPI thresholds are initially based on forecasted conditions, but actual de-energization decisions are based on real-time operational data. When a circuit is within its designated POC, SCE assumes the FPI threshold has been met and may proceed with de-energization to mitigate risk. For circuits outside the POC, real-time weather (Wx) data is used to assess FPI conditions. As a result, some FPI values in Table 2 may appear lower than the FPI threshold. Actual sustained and gust wind speeds in Table 2 are recorded at the time the decision was made to begin the de-energization process and do not reflect peak wind and gust speeds observed during the POC, which may be higher.

Factors Considered in Decision to De-Energize									
Circuit De-energized	Sustained Wind Speed			Gust Wind Speed			Fire Potential Index (FPI)		FireRisk Output Ratio
	Activation Threshold	De-energization Threshold	Actual	Activation Threshold	De-energization Threshold	Actual	Threshold	Actual	
BIRCHIM	23	22.09	21.32	35	32.78	34.41	11	13.89	38.48816155
BLEDSE	26	25.03	25.52	39	37.15	31.64	11	10.95	297.2777679
BONANZA	23	22.09	23.48	35	32.78	27.25	11	13.84	107.7378981
CACHUMA	32	30.40	31.06	46	44.08	39.09	12	14.81	37.50305642
CONWAY	26	25.03	17.55	39	37.15	38.87	11	10.79	592.0606584

2. Decision criteria and detailed thresholds leading to de-energization including the latest forecasted weather parameters versus actual weather. Also include a PSPS decision-making diagram(s)/flowchart(s) or equivalent along with narrative description.

SCE forecasts fire weather conditions using both wind speeds and a Fire Potential Index (FPI), which estimates the likelihood of a spark turning into a major wildfire.

FIRE POTENTIAL INDEX

The FPI includes inputs on wind speed, humidity, fire potential, and vegetation dryness. The variables used to generate the FPI score are sourced from the Weather Research and Forecasting (WRF) model, which has been optimized for SCE to replicate our specific geography and weather conditions. FPI uses a whole-number scale with a range from 1 to 17.

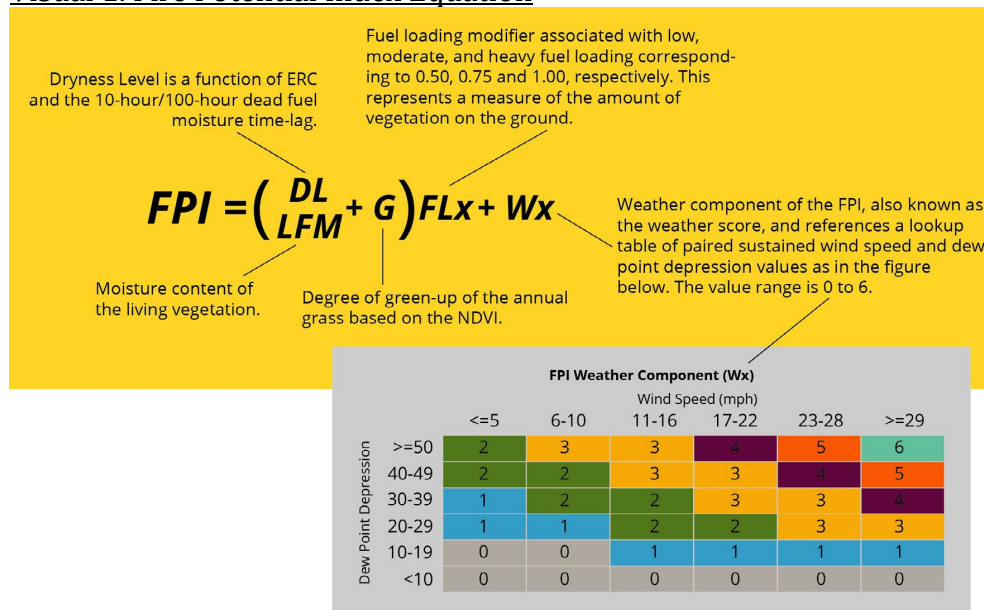
FPI is calculated using the following inputs:

- Wind speed—Sustained wind velocity at 6 meters above ground level.
- Dew point depression—The dryness of the air as represented by the difference between air temperature and dew point temperature at 2 meters above ground level.
- Energy release component (ERC) — “The available energy (BTU) per unit area (square foot) within the flaming front at the head of a fire ... reflects the contribution of all live and dead fuels to potential fire intensity.” ⁵
- 10-hour dead fuel moisture—A measure of the amount of moisture in ¼-inch diameter dead fuels, such as small twigs and sticks.
- 100-hour dead fuel moisture—A measure of the amount of moisture in 1- to 3-inch diameter dead fuels, i.e., dead, woody material such as small branches.
- Live fuel moisture—A measure of the amount of moisture in living vegetation.
- Normalized Difference Vegetation Index (NDVI)— “... used to quantify vegetation greenness and is useful in understanding vegetation density and assessing changes in plant health.” ⁶

⁵ U.S. Department of Agriculture. n.d. “Energy Release Component (ERC) Fact Sheet.” Forest Service. Accessed April 14, 2021. https://www.fs.usda.gov/Internet/FSE_DOCUMENTS/stelprdb5339121.pdf.

⁶ U.S. Department of the Interior. n.d. Landsat Normalized Difference Vegetation Index. Accessed May 15, 2024. https://www.usgs.gov/core-science-systems/nli/landsat/landsat-normalized-difference-vegetation-index?qt-science_support_page_related_con=0#qt-science_support_page_related_con.

Visual 1. Fire Potential Index Equation



The baseline FPI for most fire climate zones is set at 13 based on a risk analysis of historical fire data. Circumstances when the baseline FPI is set at 12 instead of 13 include:

Fire Climate Zone 1 (FCZ1) (Coastal region) — The threshold for FCZ1 is set at 12 because probability calculations indicated a significantly higher ignition risk factor at an FPI threshold of 13 for this FCZ than for the other FCZs. (Within FCZ1, Catalina Island FPI is set at 11 because of its extremely limited egress and constrained fire suppression capability.)

- **Circuits located in an active Fire Science Area of Concern (AOC)** — AOCs are areas within FCZs that are at high risk for fire with significant community impact. This designation is based on factors that are part of FPI, as well as egress, fire history, and fire consequence. Further details about AOCs can be found in SCE's Wildfire Mitigation Plan.

The forecast FPI is further refined and calibrated by integrating model guidance from proprietary data. These refined FPI values are used to determine which circuits are reasonably forecast to breach PSPS thresholds during the event, and the values are recorded on SCE's monitored circuit list (MCL). SCE's meteorologists and fire scientists can further refine these initial estimated FPI values in real time, based on actual weather observations.

When broader fire weather concerns are identified, or when the circumstances of the event in certain areas or regions suggest additional risk, SCE may reduce the FPI threshold at which circuits would be de-energized (see section 2.3) or utilize a daily forecasted maximum FPI for de-energization decisions. These de-energization decisions are made to help protect community safety.

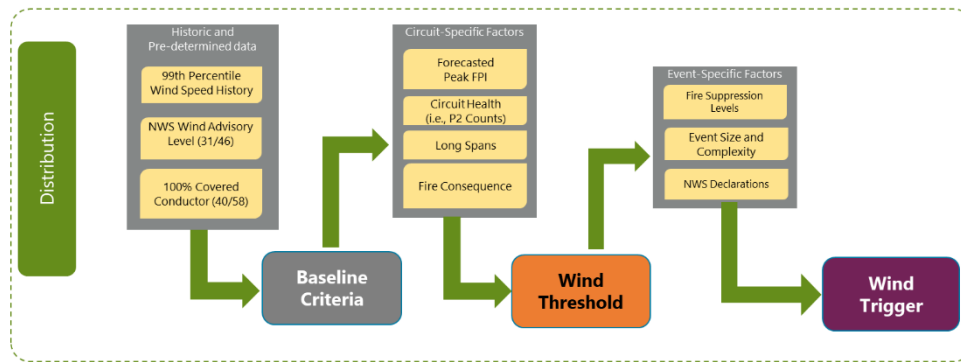
WIND SPEEDS

Wind speeds are forecast up to seven days out, using a twice daily output from four supercomputers. These supercomputers run 18 custom weather models that produce forecasts that are optimized for localized conditions within our service territory. We have calibrated the accuracy of these models using historical wind events, and they have lower predictive errors than public models. As the number of weather stations recording year-over-year data increases, they produce weather data

which we can then use predictively to produce point-specific forecasts across our PSPS circuits. Weather stations are located on or near most circuits and real-time readings from these weather stations are publicly available.⁷

Visual 2. PSPS Decision-Making Flowchart/Diagram

Wildfire Thresholds for Distribution



The thresholds for the circuits in scope for potential de-energization during this event were set as follows:

Table 3: Circuit Thresholds⁸ (Continued in Attachment B)

Circuit Thresholds					
Circuit	FPI Threshold Rating	Wind Speed Activation Thresholds		De-Energization Thresholds	
		Sustained Wind	Gust Wind	Sustained Wind	Gust Wind
BIRCHIM	11	23	35	22.09	32.78
BLED SOE	11	26	39	25.03	37.15
BONANZA	11	23	35	22.09	32.78
CACHUMA	12	32	46	30.40	44.08
CONWAY	11	26	39	25.03	37.15

Forecasted versus actual weather parameters for this event were as follows:

- Wind: Sustained winds of 20-to-35 mph and wind gusts of 25-to-45 mph were forecast for Inyo, Los Angeles, Kern, Mono, Riverside, San Bernardino, Santa Barbara, and Tulare Counties during this event, with isolated areas of higher gusts up to 60 mph. Peak observed wind speeds in areas of concern were 45 mph sustained and 61 mph gusts during this event.

⁷ <https://www.sce.com/weatherstations>.

⁸ In this table, the term “Wind Speed Activation Thresholds” corresponds to SCE’s operational term “Wind Thresholds,” and “De-Energization Thresholds” corresponds to SCE’s operational term “Wind Trigger.” The notation “N/A” (Not Applicable) in Table 3 means that Fire Potential Index (FPI) Threshold Rating, Wind Speed Activation Threshold, and De-Energization Threshold are not available for downstream circuits which are included in Table 3 solely because these circuits are electrically connected to circuits in scope for potential de-energization. A downstream circuit would need to be de-energized if the parent circuit to which it is connected exceeds PSPS criteria. Circuit threshold for customers on downstream circuits is already accounted for in Table 3 for the parent circuits.

- Relative humidity: Relative humidity during this event was forecast to be between 5% and 25% for the county or counties in scope concurrent with the strong winds. Actual observed relative humidity ranged from 6% to 69% during this event. As discussed in Section 2-1 above, relative humidity is just one of many variables that inform SCE's FPI ratings.

3. A thorough and detailed description of the quantitative and qualitative factors SCE considered in calling, sustaining, or curtailing each de-energization event including any fire risk or PSPS risk modeling results, and a specification of the factors that led to the conclusion of the de-energization event.

- Individual components of the FPI score are forecast hourly for each 2 km by 2 km grid cell. The model is run twice a day and provides an hourly forecast for five days forward. The forecasts associated with each of the FPI components for each grid cell are then summarized by circuit for three-hour intervals. The 2-kilometer square resolution allows the models to assess weather in the many micro-climates that occur in California's mountainous topography. When a circuit meets its de-energization FPI criteria within the POC, it is considered to be meeting FPI criteria for the duration of the POC and can be de-energized based on windspeeds.
- For bare wire distribution circuits, SCE considers the lower of the National Weather Service's (NWS) wind advisory levels (defined as 31 mph sustained wind speed and 46 mph gust wind speed) or the 99th percentile of historical wind speeds to set baseline activation criteria for each circuit. The wind advisory level is chosen because debris or vegetation may become airborne as described by the Beaufort Wind Scale, while a circuit's 99th percentile wind speeds represent extreme and unusual wind activity for the area.⁹ For distribution circuits in which 100% of the wires have covered conductor, this baseline threshold is set at 40 mph for sustained winds and 58 mph for gusts. This aligns with the NWS high wind warning level for windspeeds at which infrastructure damage might occur.
- Circuit-specific factors are used to adjust baseline criteria to determine wind thresholds for activation. These factors include:
 - Environmental impacts such as forecasted peak FPI during the period of concern
 - Circuit health conditions based on existing priority notifications¹⁰ and vulnerabilities including patrols within the seven days leading up to the period of concern
 - Fire consequence as determined by fire spread simulations
- Event-specific factors are used to determine de-energization wind triggers. These factors include:
 - Active wildfires and associated fire suppression resource availability
 - Event size and operational complexity, including the number, type, and operational status of circuits in scope for the event
 - Extreme fire weather scenarios, such as the NWS Particularly Dangerous Situation

⁹ There are a handful of circuits that have legacy thresholds below the NWS advisory level because they have a history of local circuit outages at lower wind speeds.

¹⁰ SCE uses a notification priority rating system to rank the potential impacts to safety or reliability of electrical equipment conditions during inspections and patrols. These conditions may present a hazard to workers or to the public or conditions which may cause a system failure.

De-energization decisions are made as circuits approach or meet de-energization wind triggers and trend upwards, often at a percentage of windspeed triggers depending on the risks noted above. SCE considered the following factors when deciding to conclude this de-energization event:

- Weather modeling for the areas of concern. SCE's meteorologists indicated elevated fire weather conditions would continue to abate below wind and FPI thresholds throughout the night on August 26, 2025 due to forecasted decreasing wind speeds and FPI.
 - Observed wind speeds and FPI ratings. Observed wind and FPI ratings for all circuits in scope no longer met de-energization threshold criteria as of 7:25 a.m. on August 24, 2025.
- 4. An explanation of how the utility determined that the benefit of de-energization outweighed potential public safety risks, and analysis of the risks of de-energization against not de-energizing. The utility must identify and quantify customer, resident, and the general public risks and harms from de-energization and clearly explain risk models, risk assessment processes, and how the power disruptions to customers, residents, and the general public is weighed against the benefits of a proactive de-energization.**

SCE assesses and compares potential public safety risks associated with proactive de-energization (PSPS risk) and simulated wildfire risk (PSPS benefit in avoiding a wildfire) for all circuits in scope for the POC, using its PSPS In-Event Risk Comparison Tool.¹¹ Inputs into this tool include, among other factors, wildfire simulations, and circuit specific data. The results of these circuit specific assessments are displayed in the Central Data Platform and used by Incident Commanders to inform de-energization decisions, in conjunction with other relevant quantitative and qualitative factors described in Section 2 of this report. Incident Commanders consider these assessments in making de-energization decisions to ensure the wildfire risk (PSPS benefit in avoiding a wildfire) outweighs the risk associated with PSPS for each circuit in scope.

The circuit-specific criteria and data used in this assessment include:

- **For PSPS Risk:** Customers served, estimated population, and the relative ranking of the circuits in scope by the percentage of Access and Functional Needs (AFN) and Non-Residential Critical Infrastructure (NRCI) customers.
- **For Wildfire Risk:** Wildfire simulations (using Technosylva FireRisk¹² modeling) for potential ignitions based on dynamic, in-event weather, and wind conditions in proximity to the circuits in scope for de-energization. These conditions are used to determine the extent of an estimated fire footprint (or fire shed). Within that fire shed, the risk of a wildfire is calculated based on the

¹¹ SCE will continue to refine the PSPS In-Event Risk Comparison Tool based on real-time experience, additional data, modeling enhancements, and ongoing benchmarking with other IOUs. Estimates and assumptions described herein are based on risk models reflecting current industry best practices (such as FireRisk (formally FireCast) and are subject to being updated as the modeling improves.

¹² Technosylva is a suite of wildfire simulation models or tools. While relying on a similar underlying fire propagation engine, each model is designed to support a unique use case. FireRisk (formally FireCast) is specifically designed to forecast ignition risk associated with electric utility assets over a 7-day horizon based on expected short-term weather conditions.

number of structures, population, and acres potentially threatened within the impacted area.

The resulting outputs of the PSPS In Event Risk Comparison Tool are used to calculate potential Safety, Financial, and Reliability impacts (or attributes) of: (1) a wildfire and (2) a proactive de-energization event, as summarized in the table below:

Risk Attribute	Wildfire Consequences	PSPS Consequences
Safety	SCE calculates the estimated number of fatalities and serious injuries based on a forecast of impacted population within the Technosylva wildfire consequence simulation. This number, in turn, is converted into the Safety index.	SCE leverages epidemiological studies and information drawn from past widespread power outage events including the 2003 Northeast Blackout, the 2011 Southwest Blackout, and the IOUs' 2019 PSPS post-event reports. ¹³ The resulting estimates of fatalities and serious injuries per customer minutes interrupted (CMI) are intended to approximate potential safety consequences due to the power outage, such as illnesses resulting from food spoilage or exacerbation of existing underlying health conditions. SCE enhanced the PSPS safety attribute through the application of a circuit-specific AFN/NRCI multiplier. This multiplier represents the relative ranking of each circuit based on the number of AFN and NRCI customers on the circuit.
Reliability	SCE assumes 24 hours without power per customer on each circuit in scope due to wildfire. This duration was used to maintain consistency with Technosylva 24-hour fire propagation simulation, as well as the PSPS impact duration.	SCE estimates the total customer minutes interrupted (CMI) due to proactive de-energization on a circuit. It is the product of the number of customers on a circuit and the total number of minutes of estimated interruption. SCE assumes 1,440 CMI per customer (24 hours x 60 minutes) to represent de-energization over a 24-hour period.
Financial	SCE calculates the financial impact of wildfire by assigning a dollar value to the buildings and acres within the fire shed potentially threatened by wildfire. For buildings, SCE uses a system average replacement value assumption. For acres, SCE uses assumed costs of suppression and restoration. ¹⁴	SCE conservatively assumes \$250 ¹⁵ per customer, per de-energization event to quantify potential financial losses for the purpose of comparing PSPS risk to wildfire risk. The figure represents potential customer losses, such as lost revenue/income, food spoilage, cost of alternative accommodations, and equipment/property damage. This value is based on a Value of Lost Load (VoLL), which is a widely accepted industry methodology to estimate a customer's willingness to accept compensation for service interruption. VoLL is dependent on many factors, including the type of customer, the duration of the outage, the time of year, the number of interruptions a customer has experienced. SCE's VoLL estimate is consistent with academic and internal studies to estimate VoLL for a single-family residential customer for a 24-hour period.

¹³ See, e.g., Anderson, G.B., Bell, M.B (2012). Lights Out: Impact of the August 2003 Power Outage on Mortality in New York, NY, *Epidemiology* 23(2) 189-193. doi: 10.1097/EDE.0b013e318245c61c.

¹⁴ Suppression costs are based on a five-year average of California's reported wildfire suppression costs from 2016-2020. Restoration costs are assumed to be \$1,227/acre based on research papers published by the Bureau of Land Management.

¹⁵ SCE utilizes \$250 per customer, per de-energization event to approximate potential financial losses on average, recognizing that some customers may experience no financial impact, while other customers' losses may exceed \$250.

The resulting natural unit consequences for PSPS and wildfire risk are converted to unitless risk scores—one for PSPS risks and one for wildfire risks¹⁶ using SCE Multi-Attribute Risk Score (MARS) framework.

The use of a unit-less risk score allows SCE to compare the resulting risk scores to each other by dividing the wildfire risk score (*i.e.*, the potential benefit of PSPS) by the PSPS risk score (*i.e.*, the potential public harm of PSPS). The calculation results in an easily interpretable benefit/risk ratio for each circuit in scope.

If the resulting ratio is equal to 1, wildfire and PSPS risk are equal to one another. If the ratio is greater than one, wildfire risk exceeds PSPS risk (the higher the resulting number, the more the wildfire risk outweighs the PSPS risk). If the ratio is less than 1, PSPS risk outweighs the wildfire risk.

The table below displays circuit-specific inputs—including the number of customers on a circuit, AFN/NRCI multiplier, number of acres and buildings potentially threatened—all of which are used to calculate the PSPS and wildfire risk scores (shown in columns titled “PSPS Risk” and “Wildfire Risk”). These risk scores are then compared in the last column (highlighted in yellow) titled “FireRisk Output Ratio,” which shows the ratios of wildfire risk (corresponding to potential benefit of PSPS) to PSPS risk (corresponding to potential public harm from PSPS) for each circuit in scope. All ratios in the “FireRisk Output Ratio” column for are greater than 1, meaning that the wildfire risk exceeded PSPS risk for all circuits in scope. These results were presented to the Incident Commanders in advance of de-energization to inform PSPS decision-making.

Table 4: PSPS Risk vs. Benefit Comparison Tool (Continued in Attachment B)

The \$250 value is a conservative assumption used for the limited purpose of estimating the potential financial consequences of PSPS as one of many inputs into SCE’s PSPS In-Event Risk Comparison Tool. It is not an acknowledgment that any given customer has or will incur losses in this amount, and SCE reserves the right to argue otherwise in litigation and other claim resolution contexts, as well as in CPUC regulatory proceedings.

¹⁶ MARS is SCE’s version of Multi-Attribute Value Function (MAVF). The MAVF was developed as part of the Safety Model Assessment (S-MAP) proceeding and is used in the utilities’ 2018 Risk Assessment Mitigation Phase (RAMP) Report (I.18-11006, pp. 1-28) filings to compare risks and mitigation alternatives. SCE has improved its MARS framework since first developing it for the 2018 RAMP. SCE MARS 2.0 attributes, units, weights, ranges, and scales are shown below, and are further described in SCE’s 2022 RAMP report. See A.21-05-13, Chapter 2 – Risk Model and RSE Methodology.

Attribute	Unit	Weight	Range	Scaling
Safety	Index	50%	0 – 100	Linear
Reliability	CMI	25%	0 – 2 billion	Linear
Financial	\$	25%	0 – 5 billion	Linear

PSPS Risk vs. Benefit Comparison Tool										
Circuit	All Customers	Population	AFN/NRCI Multiplier	24 Hour CMI (24 x 60)	FireRisk Acres	FireRisk Buildings	FireRisk Population	PSPS Risk (24 hr Impact- PSPS Model)	Wildfire Risk (24hr Impact- PSPS Model)	FireRisk Output Ratio
BIRCHIM	583	1749	1.18298497	1440	729.9	58	66	0.000122831	0.004727552	38.488162
BLEDSE	163	489	1.48661796	1440	6040.1	124	77	0.0000351032	0.010435386	297.27777
BONANZA	1279	3837	1.15923334	1440	7719.5	356	414	0.000269003	0.02898186	107.7379
CACHUMA	2510	7530	1.12499754	1440	5136	239	132	0.000544059	0.019748737	37.503056
CONWAY	27	81	1.45447368	1440	1904.2	41	41	0.000158549	0.003434715	592.06066

For this de-energization event, the results of the PSPS Risk vs. Benefit Comparison Tool supported SCE's decision to de-energize, indicating that all circuits de-energized during this event de-energization during this event¹⁷ had a PSPS benefit/risk ratio greater than one (1). Thus, the estimated benefit of PSPS outweighed the estimated risk of PSPS for this event.

5. Explanation of alternatives to de-energization and other wildfire mitigation measures in de-energized areas; PSPS last resort analysis.

SCE deploys a suite of wildfire mitigation measures aimed at reducing the probability of ignitions associated with electrical infrastructure in high fire risk areas without resorting to PSPS. These activities include grid hardening measures such as installation of covered conductor, repair, or replacement of equipment on poles (e.g., crossarms, transformers), and installation of protective devices (e.g., fast acting fuses and relay settings).¹⁸ In addition, SCE has implemented operational practices including enhanced inspections, vegetation management, and fire climate zone operating restrictions¹⁹ in high fire risk areas. Certain protective measures such as fast curve settings and fire climate zone operating restrictions are applied to a majority of high fire risk circuits and are typically in effect for the duration of the fire season; others such as covered conductor are permanent and in place year-round. SCE's PSPS wind speed thresholds account for circuits or isolatable circuit segments that are fully hardened with covered conductor, thereby potentially limiting the duration and number of customers affected by PSPS during fire weather events. However, during severe fire weather conditions (dry and windy), there is a heightened risk of ignitions primarily due to wind-driven foreign objects or airborne vegetation coming into

¹⁷ The table showing the results of the PSPS Risk vs. Benefit Comparison Tool includes ratios for all de-energized circuits for this event, all of which indicate the benefit of wildfire avoidance (achieved through PSPS or other mitigation measures) exceeded PSPS risk. As noted above, the results of the Tool are among many quantitative and qualitative factors considered by SCE in its PSPS decision-making process. The notation "N/A" (Not Applicable) in Table 4 means that FireCast data for wildfire risk (Acres Impacted, Buildings Impacted, and Population Impacted) is not available for downstream circuits which are included in Table 4 solely because these circuits are electrically connected to circuits in scope for potential de-energization. A downstream circuit would need to be de-energized if the parent circuit to which it is connected exceeds PSPS criteria. PSPS risk for customers on downstream circuits is already accounted for in the ratios shown in Table 4 for the parent circuits. FireCast ratio for circuits that serve no customers is marked "INF" (Infinite) because these circuits have no associated PSPS risk but still have wildfire risk, so the ratio is weighted solely on wildfire risk.

¹⁸ Fast curve settings reduce fault energy release by increasing the speed with which a protective relay reacts to most fault currents. Fast curve settings can reduce heating, arcing, and sparking for many faults compared to conventional protection equipment settings. More details are in SCE's 2023-2025 Wildfire Mitigation Plan Update, initiative SH-6.

¹⁹ SCE's System Operating Bulletin No. 322 includes provisions for enabling fast curve settings on distribution line reclosers and circuit breakers, recloser blocking, line patrols and requirements for personnel to be physically present when operating air-break switching devices.

contact with SCE's equipment. Under these circumstances, the deployment of the above-described less disruptive measures may not sufficiently mitigate wildfire and public safety risk, and PSPS is necessary as a last resort mitigation measure to prevent ignitions that may lead to significant wildfires.

Leading up to and during a PSPS event, SCE utilizes real-time weather station data and, if available, information from field observers on the ground for enhanced situational awareness to forecast and monitor prevailing environmental conditions (e.g., wind gusts) that can lead to potential damage from airborne vegetation or flying debris, to inform de-energization decisions. For circuits that are in scope, SCE also conducts pre-patrols and visually inspects the entire length of each circuit or circuit segment to identify any imminent hazards or equipment vulnerabilities that require immediate remediation and provide additional up-to-date intelligence on field conditions. If such concerns are discovered on a circuit in scope, they are addressed before the impending wind event, if possible.

SCE makes every effort to limit the scope, duration, and impact of PSPS for as many customers as possible. This includes adjusting wind speed thresholds higher for circuits or segments that have covered conductor installed and leveraging sectionalization equipment to switch some customers to adjacent circuits not impacted by PSPS or otherwise remove them from scope. Starting with the initial weather (wind and relative humidity) and fuel moisture forecasts for the POC, SCE evaluates its current system configurations for downstream circuits, i.e., circuits receiving power from another circuit that is forecast to exceed de-energization thresholds. SCE seeks to identify any circuit segment or subset of customers that could safely be transferred from a circuit that is expected to exceed thresholds to another adjacent circuit that is not. See Section 10: Mitigation to Reduce Impact for additional details.

Based on weather forecast data, fire weather modeling information, and results of the PSPS Risk vs. Benefit Comparison Tool, SCE determined that the above-described precautionary measures alone would not sufficiently reduce the risk to public safety, and PSPS was necessary for some of the circuits and customers in scope.

Section 3. De-Energized Time, Place, Duration and Customers

1. The summary of time, place, and duration of the event, broken down by phase if applicable.

This PSPS event began when SCE activated its Emergency Operations Center on August 8, 2025, at 12:00 p.m. and ended for all circuits in scope on August 27, 2025, at 12:15 a.m. by which time service was restored to all de-energized customers. This event encompassed impacted circuits in Inyo, Kern, Los Angeles, Mono, Riverside, San Bernardino, Santa Barbara, and Tulare Counties. See, also Section 1-1 above for additional information.

2. A zipped geodatabase file that includes PSPS event polygons of de-energized areas. The file should include items that are required in Section 3.3.

A zipped geodatabase file that includes all information in Section 3.3 is included with this filing.

3. A list of circuits de-energized, with the following information for each circuit. This information should be provided in both a PDF and excel spreadsheet.

The following table details the specified information for each circuit de-energized during this PSPS event and has also been included in the required PSPS Event Data Workbook filed with this report.

- County
- De-energization date/time
- Restoration date/time²⁰
- “All Clear” declaration date/time²¹
- General Order (GO) 95, Rule 21.2-D Zone 1, Tier 2, or Tier 3 classification or non-High Fire Threat District
- Total customers de-energized²²
- Residential customers de-energized
- Commercial/Industrial customers de-energized
- Medical Baseline (MBL) customers de-energized
- AFN other than MBL customers de-energized²³
- Other Customers
- Distribution or transmission classification

Table 5: Circuits De-Energized ²⁴ (Continued in Attachment B)

²⁰ Table 5 reflects de-energization data at the circuit level (rather than segment level) and shows first de-energization date/time and final restoration date/time for each circuit. During this event, SCE deployed segmentation to limit de-energization to specific circuit segments in the areas of concern.

²¹ SCE understands “All Clear” declaration date/time for each circuit in scope to refer to: (1) approval by the Incident Commander to begin patrols and restoration of power for any de-energized circuit or circuit segment, or (2) a final decision to remove a circuit or circuit segment from scope after the POC is over for that circuit or segment on the monitored circuit list that was not de-energized during the PSPS event.

²² Whenever possible, SCE employs circuit-switching operations and/or sectionalization devices to minimize the number of customers in scope for proactive de-energization. As a result, some customers on a circuit in scope may briefly lose power while SCE switches them to an energized adjacent circuit or when SCE uses sectionalization devices to isolate portions of a circuit that can remain safely energized from de-energized segments of that same circuit or an adjacent circuit. The reported count of “total customers de-energized” does not include customers who experience a brief (60 minutes or less) power interruption during such switching and/or sectionalization operations, but who are not otherwise impacted by the proactive de-energization.

²³ SCE maintains extensive data on customer populations that are included in the AFN definition referenced in CPUC decisions, with a focus on identifying AFN customers particularly vulnerable during PSPS events. In addition to AFN customers who have self-certified as sensitive (not enrolled in the MBL program), SCE identifies and tracks for PSPS reporting purposes the following categories of “AFN other than MBL customers”: senior citizens (65 and older), hearing-impaired, vision-impaired (communications provided in large font or Braille), income-qualified (enrolled in CARE or FERA), and non-English speakers. SCE also reports on impacted customers that provide shelter to the homeless population, as these entities are included among critical facilities and infrastructure.

²⁴ The sum of (i) residential customers de-energized, (ii) commercial/industrial customers de-energized, and (iii) other

Circuits De-Energized									
County	Circuit Name	De-energization Date	De-energization Time (2400)	All Clear Declaration Date	All Clear Declaration Time (2400)	Restoration Date	Restoration Time (2400)	GO 95, Tier HFTD Tier(s) 1,2,3	Distribution / Transmission Classification
INYO, MONO	BIRCHIM	8/12/2025	16:22	8/22/2025	20:47	8/22/2025	21:26	Non HFRA, T2	Distribution
KERN, LOS ANGELES	BLEDSE	8/11/2025	17:44	8/16/2025	7:09	8/16/2025	9:25	Non HFRA, T3, T2	Distribution
KERN	BONANZA	8/12/2025	14:06	8/14/2025	22:41	8/14/2025	23:49	T3	Distribution
SANTA BARBARA	CACHUMA	8/10/2025	20:05	8/12/2025	7:39	8/12/2025	10:29	Non HFRA, T3	Distribution
MONO	CONWAY	8/12/2025	16:58	8/12/2025	18:14	8/12/2025	21:46	T2	Distribution

Circuits De-Energized (cont.)								
County	Circuit Name	Residential Customers De-energized	Commercial / Industrial customers De-energized	Medical Baseline customers De-energized	AFN other than MBL customers De-energized	Total customers De-energized	GO 95, Tier HFTD Tier(s) 1,2,3	Other Customers
INYO, MONO	BIRCHIM	560	19	10	127	579	Non HFRA, T2	0
KERN, LOS ANGELES	BLEDSE	124	38	7	36	162	Non HFRA, T3, T2	0
KERN	BONANZA	1187	81	39	296	1268	T3	0
SANTA BARBARA	CACHUMA	177	12	5	39	189	Non HFRA, T3	0
MONO	CONWAY	21	6	0	0	27	T2	0

Section 4. Damage and Hazards to Overhead Facilities

1. Description of all found wind-related damages or hazards to the utility's overhead facilities in the areas where power is shut off.

N/A. No wind related damages or hazards were identified related to this de-energization event.

2. A table showing circuit name and structure identifier (if applicable) for each damage or hazard, county that each damage or hazard is located in, whether the damage or hazard is in a High Fire Threat District (HFTD) or non-HFTD and the type of damage/hazard.²⁵

Table 6: Damage and Hazards

N/A. No wind related damages or hazards were identified related to this de-energization event.

3. A zipped geodatabase file that includes the PSPS event damage and hazard points. The file should include fields that are in the table above.

N/A. No wind related damages or hazards were identified related to this de-energization event.

4. A PDF map identifying the location of each damage or hazard.

customers equals the total number of customers de-energized per circuit for this event. The count of "Residential Customers De-energized" includes sub-categories of "Medical Baseline customers De-energized" and "AFN other than MBL customers De-energized."

²⁵ Hazards are conditions discovered during restoration patrolling or operations that might have caused damages or posed an electrical arcing or ignition risk had PSPS not been executed.

N/A. No wind related damages or hazards were identified related to this de-energization event.

Section 5. Notification

1. **A description of the notice to public safety partners, local/tribal governments, paratransit agencies that may serve all the known transit or paratransit dependent persons that may need access to a community resource center, multi-family building account holders/building managers in the AFN community²⁶, and all customers, including the means by which utilities provide notice to customers of the locations/hours/services available for CRCs, and where to access electricity during the hours the CRC is closed.**

SCE includes paratransit agencies that may be de-energized in its PSPS notifications and classifies these agencies overall as critical facilities and infrastructure to ensure they receive priority notifications. All multi-family building SCE account holders receive customer notifications, and we encourage non-account holders, behind a master meter, to enroll in address level alerts. In its customer notification, SCE directs potentially impacted customers to www.sce.com/pmps for information related to the location, hours, and services available at Community Resource Centers. Instructions on where customers can access electricity during the hours the centers are closed have been made available on the SCE website. Please see the table below for a description of the types of notices provided during this de-energization event.

Notification Descriptions		
Type of Notification	Recipients	Description ²⁷
Advance Initial or Initial	Public Safety Partners and Critical Facilities & Infrastructure Customers (including local and Tribal governments, Community Choice Aggregators, hospitals, water/wastewater and telecommunications providers, CBOs and paratransit agencies serving the AFN community).	Initial notification of potential PSPS event when circuits are first identified for potential de-energization (72-48 hours before potential de-energization)
	Other Customers (including multi-family building account holders).	Initial notification of potential PSPS event (72-24 hours before potential de-energization).

²⁶ SCE generally notifies multi-family building account holders along with other customers of record in scope for a potential de-energization. SCE does not currently have a way to identify which multi-family building account holders have residents in their buildings who may be members of the AFN community. SCE conducts PSPS-related outreach via flyers and trade publications to increase awareness of PSPS among building/property managers who are not account holders. SCE also instituted an address-level alert program, which allows non-SCE account holders (such as building/property managers) to sign up for PSPS alerts for specific addresses.

²⁷ SCE makes every effort to adhere to the notification timelines required by the CPUC. However, notifications may be delayed in some circumstances. Please see Table 9 for more information specific to this event.

Notification Descriptions		
Type of Notification	Recipients	Description ²⁷
Update	Public Safety Partners and Critical Facilities & Infrastructure Customers (including local and Tribal governments, Community Choice Aggregators, hospitals, water/wastewater and telecommunications providers, CBOs and paratransit agencies serving the AFN community).	PSPS event status update notification to alert for any changes or additions/deletions to current scope (timing varies and may also occur daily). Update notice to Public Safety Partners may also serve as cancellation notice if circuits are removed from scope.
	Other Customers (including multi-family building account holders).	
Expected	Public Safety Partners and all Critical Facilities & Infrastructure Customers (including local and Tribal governments, Community Choice Aggregators, hospitals, water/wastewater and telecommunications providers, CBOs and paratransit agencies serving the AFN community).	Power shutoff expected soon (1-4 hours before potential de-energization).
	Other Customers (including multi-family building account holders).	
Shutoff	Public Safety Partners and Critical Facilities & Infrastructure Customers (including local and Tribal governments, Community Choice Aggregators, hospitals, water/wastewater and telecommunications providers, CBOs and paratransit agencies serving the AFN community).	Power has been shut off (when de-energization is initiated).
	Other Customers (including multi-family building account holders).	
Prepare to Restore	Public Safety Partners and Critical Facilities & Infrastructure Customers (including local and Tribal governments, Community Choice Aggregators, hospitals, water/wastewater and telecommunications providers, CBOs and paratransit agencies serving the AFN community).	Inspection/patrols of de-energized circuits for PSPS restoration has begun and power will be restored shortly.
	Other Customers (including multi-family building account holders).	

Notification Descriptions		
Type of Notification	Recipients	Description ²⁷
Restored No Longer in Scope	Public Safety Partners and Critical Facilities & Infrastructure (including local and Tribal governments, Community Choice Aggregators, hospitals, water/wastewater and telecommunications providers, CBOs and paratransit agencies serving the AFN community). Other Customers (including multi-family building account holders).	Power has been restored and no longer in scope for this event.
Restored In Scope	Public Safety Partners and Critical Facilities & Infrastructure Customers (including local and Tribal governments, Community Choice Aggregators, hospitals, water/wastewater and telecommunications providers, CBOs and paratransit agencies serving the AFN community). Other Customers (including multi-family building account holders).	Power has been temporarily restored, PSPS risk still remains.
Event Avoided Cancellation	Critical Facilities & Infrastructure (including Community Choice Aggregators, hospitals, water/wastewater, and telecommunications providers). Other Customers (including multi-family building account holders).	PSPS event cancelled-no de-energization expected.

Information related to the PG&E Customer is included in Section 12.

2. Notification timeline including prior to de-energization, initiation, restoration, and cancellation, if applicable. The timeline should include the required minimum timeline and approximate time notifications were sent.

Throughout the PSPS event, SCE made significant effort to notify public safety partners, local/tribal governments, critical facilities and infrastructure, and customers in accordance with the minimum timelines set forth by the CPUC weather and other factors permitting. Table 07: Notification Timeline in Attachment B: PSPS Event Data Workbook describes the notifications SCE sent for this event, including approximate time notifications were sent to local/tribal governments, public safety partners, critical facilities and infrastructure, and other customers prior to potential de-energization and after the decision to cancel the de-energization or remove from scope. The Notification Timeline for the PG&E customer is included in Section 12.

3. For those customers where positive or affirmative notification was attempted, use the following table to report the accounting of the customers (which tariff and/or access and functional needs population designation), the number of notification attempts made, the timing of attempts, who made the notification attempt (utility or public safety partner) and the number of customers for whom positive notification was achieved. “Notification attempts made” and “Successful positive notification” must include the unique number of customer counts. When the actual notification attempts made is less than the number of customers that need positive notifications, the utilities must explain the reason. In addition, the utilities must explain the reason of any unsuccessful positive notifications.

Table 8: Positive Notification²⁸

Positive Notification					
Category	Total Number of Customers	Timing of Attempts	Notification Attempts	Successful Positive Notification	Who made the notification
Medical Baseline	1846	DAILY	1990	1846	SCE
Self Certified	502	DAILY	595	501	SCE

The Self Certified customer reported as not contacted, requested self-certification after initial event notifications were sent. Due to the timing of this profile change, SCE was unable to contact this customer before the customer was ultimately removed from PSPS scope.

4. A copy or scripts of all notifications with a list of all languages that each type of notification was provided in, the timing of notifications, the methods of notifications and who made the notifications (utility or public safety partners).

Scripts of all notifications that SCE sends are attached hereto in Attachment A: Public Safety Partner/Customer Notification Scripts. “SCE performs primary customer notifications for customers it meters and bills and encourages public safety partners to amplify PSPS messages on their platforms as appropriate. SCE offers all notifications in the following languages: English, Spanish, Cantonese, Mandarin, Vietnamese, Tagalog, and Korean, Khmer, Armenian, Farsi, Arabic, Japanese, Russian, Punjabi, Thai, Hmong, Portuguese, Hindi, French, German, Mixteco (indigenous - spoken only), Zapoteco (indigenous - spoken only), and Purapecha (indigenous - spoken only).

5. If the utility fails to provide notifications according to the minimum timelines set forth in

²⁸ The “Total Number of Customers” metric reflects the total number of MBL and Self-Certified customers in scope for the PSPS event. The “Notification Attempts” metric reflects the count of MBL and Self-Certified customers – both in scope and de-energized – whom SCE attempted to notify prior to de-energization. Notification attempts include automated notification, secondary verification by Consumer Affairs and escalated contact attempts, up to and including door rings, if necessary, to confirm successful delivery of notifications to Medical Baseline and Self-Certified customers. The “Successful Positive Notification” metric reflects the number of unique MBL and Self-Certified customers – both in scope and de-energized – who were successfully notified of the PSPS event prior to de-energization or anticipated de-energization.

D.19-05-042 and D.21-06-034, use the following table to report a breakdown of the notification failure and an explanation of what caused the failure.

Throughout the PSPS event, SCE made significant effort to notify public safety partners, local/tribal governments, critical facilities and infrastructure, and customers in accordance with the minimum timelines set forth by the CPUC in PSPS Phase 1 Guidelines (D.19-05-042), weather and other factors permitting. Any missed notifications during the event are included in the following table.

Table 9: Breakdown of Notification Failure

Breakdown of Notification Failures			
Notifications sent to	Notification Failure Description	Number of Entities or Customer Counts	Explanation
Public Safety Partners excluding Critical Facilities and Infrastructure	Entities who did not receive 48-72-hour advance notification.	4	missing authorized campaign/message sent error - 1 campaign authorized less than 48 hours, successfully sent - 3
	Entities who did not receive 1-4-hour imminent notification. ²⁹	1	missing authorized campaign - 1
	Entities who did not receive any notifications before de-energization.	1	missing authorized campaign/message sent error - 1
	Entities who were not notified immediately before re-energization.	1	missing authorized campaign/message sent error - 1
	Entities who did not receive cancellation notification within two hours of the decision to cancel.	0	N/A
Critical Facilities and Infrastructure	Facilities who did not receive 48-72-hour advance notification.	57	campaign authorized less than 48 hours, successfully sent - 20 missing authorized campaign - 37
	Facilities who did not receive 1-4 hour of imminent notifications. ³⁰	22	missing authorized campaign
	Facilities who did not receive any notifications before de-energization.	0	N/A

²⁹ Missed imminent (or 1-4 hour) notification is defined as failure to send the notification to an affected customer “1-4 hours in advance of anticipated time of de-energization, if possible.” D.19-05-042, Appendix A, p. A8 and n.5. SCE anticipates that de-energization will occur about four hours from when the Incident Commander determines, based on real-time weather data, that de-energization is likely, and the PSPS operations team authorizes the notification campaign. SCE reports as missed imminent notifications that are (i) not sent at all, (ii) sent prior to the authorization, or (iii) sent less than 1 hour before SCE’s anticipated time of de-energization, as defined above.

³⁰ Please refer back to footnote 29.

Breakdown of Notification Failures			
Notifications sent to	Notification Failure Description	Number of Entities or Customer Counts	Explanation
	Facilities who were not notified at de-energization initiation.	0	N/A
	Facilities who were not notified immediately before re- energization.	0	N/A
	Facilities who were not notified when re-energization is complete.	0	N/A
	Facilities who did not receive cancellation notification within two hours of the decision to cancel.	9	received de-en notifications, was not de-en, missing authorized campaign - 9
All other affected customers	Customers who did not receive 24–48-hour advance notifications.	334	missing authorized campaign - 132 campaign authorized less than 24 hours, successfully sent - 181 no contact information / message send error - 21
	Customers who did not receive 1–4-hour imminent notifications. ³¹	399	no contact information / message send error - 26 missing authorized campaign - 373
	Customers who did not receive any notifications before de-energization.	26	no contact information / message send error - 19 missing authorized campaign - 7
	Customers who were not notified at de-energization initiation.	27	no contact information / message send error - 22 missing authorized campaign - 5
	Customers who were not notified immediately before re-energization.	25	no contact information / message send error - 22 missing authorized campaign - 3
	Customers who were not notified when re-energization is complete.	20	no contact information / message send error - 18 missing authorized campaign - 2
	Customers who did not receive cancellation notification within two hours of the decision to cancel.	172	no contact information / message send error - 35 received de-en notifications, was not de-en, missing authorized campaign - 134 missing authorized campaign - 3

Between August 8 and August 27, 2025, Southern California Edison (SCE) initiated approximately 2,185 customer outreach campaigns, resulting in the issuance of over 863,600 PSPS-related notifications. This volume reflects customers' selection of multiple contact methods.

³¹ Please refer back to footnote 29.

Approximately 69% of missed notifications were due to circuits not being forecast in scope ahead of the Period of Concern (POC) or sudden onset of stronger-than-expected winds in the vicinity of circuits that were not forecasted to exceed de-energization thresholds during the POC, and which were ultimately de-energized.

An estimated 13% of missed notifications were due to an issue wherein a circuit was de-energized for a maintenance outage rather than PSPS. Although customers received appropriate PSPS notifications prior to energization, restoration communications were aligned with the maintenance outage and, correctly, did not include PSPS restoration or cancellation notices.

System and process anomalies accounted for approximately 2% of missed notifications. These included data discrepancies between internal systems. SCE is actively investigating these issues to identify root causes and implement corrective measures.

Approximately 10% of missed notifications were due to missing contact information or the customers opting out of notifications, with an additional 7% attributable to customer move-ins and move-outs during the event period. SCE is proactively engaging these customers to update and verify contact records.

SCE remains committed to conducting thorough analysis, addressing identified issues, and enhancing our notification processes. Additional information related to the PG&E Customer is included in Section 12.

6. Explain how the utility will correct the notification failures.

Please see the explanations above in section 5 for a description of how SCE will correct the notification failures.

7. Enumerate and explain the cause of any false communications citing the sources of changing data.

Missed/Insufficient Notification:

Please see Table 9 and sub-section 6 above for information on missed or insufficient notifications during this event.

Incorrect Notification:

Please see the explanations above in section 5 for explanation of incorrect notifications.

Cancellation Notification:

SCE sent cancellation notices to 49,918 customers that were notified of potential de-energization but not ultimately de-energized during this event. SCE notifies customers on circuits in scope for potential de-energization ahead of the POC based on its assessment of the likelihood that winds will exceed PSPS thresholds. De-energization was not necessary for these customers because

forecast fire weather conditions did not materialize in those areas, and the customers were notified of the cancellation after being removed from scope.

Section 6. Local and State Public Safety Partner Engagement

- 1. List the organization names of public safety partners including, but not limited to, local governments, tribal representatives, first responders, emergency management, and critical facilities and infrastructure the utility contacted prior to de-energization, the date and time on which they were contacted, and whether the areas affected by the de-energization are classified as Zone 1, Tier 2, or Tier 3 as per the definition in CPUC General Order 95, Rule 21.2-D.**

Please see Table 10: Public Safety Partners Contacted in Attachment B: PSPS Event Data Workbook for a list of local public safety partners that received notifications related to this event.

- 2. List the names of all entities invited to the utility's Emergency Operations Center for a PSPS event, the method used to make this invitation, and whether a different form of communication was preferred by any entity invited to the utility's emergency operation center.**

SCE extends a daily invitation for agency representatives to its Emergency Operations Center (currently virtual only) during agency coordination calls with public safety partners and critical infrastructure providers, as applicable during PSPS events. SCE also shares daily situational reports from these calls with all impacted public safety partners and critical infrastructure providers that includes contact information for requesting/receiving an agency representative to the Emergency Operations Center. No entities invited to the virtual Emergency Operations Center preferred a different form of communication during this event. Please see Table 11: Entities Invited to the Emergency Operations Center in Attachment B: PSPS Event Data Workbook for a list of agencies invited to the daily coordination calls.

- 3. A statement verifying the availability to public safety partners of accurate and timely geospatial information, and real time updates to the GIS shapefiles in preparation for an imminent PSPS event and during a PSPS event.**

After the EOC was activated, SCE provided geospatial information and near real-time updates to the SCE Representational State Transfer Service (REST) to public safety partners before and during the PSPS event. SCE also made this information available to customers at www.sce.com/pmps and provided this information to public safety partners on its Public Safety Partner Portal (Portal).

- 4. A description and evaluation of engagement with local and state public safety partners in providing advanced outreach and notification during the PSPS event.**

SCE submitted the CalOES Notification form via the State Dashboard beginning on August 8, 2025, at 12:57 p.m. SCE conducted daily operational briefings and/or sent the external briefing deck with State and local public safety partners, as well as critical infrastructure entities, for the

duration of this PSPS event to provide critical incident updates and a forum for resolving issues. See Table 10: Public Safety Partners Contacted in Attachment B: PSPS Event Data Workbook details a list of local public safety partners that received notifications related to this event.

At the conclusion of each event, State and County emergency management agencies and critical infrastructure customers impacted by the PSPS are surveyed for feedback. In this instance, ten partners responded: four rated the overall engagement as excellent, two as good, one as fair, one as average, and two did not provide a rating.

5. Specific engagement with local communities regarding the notification and support provided to the AFN community.

SCE provided notification of this PSPS event to the 211 California Networks, Regional Centers, Independent Living Centers, and American Red Cross chapters that serve their respective counties. SCE contacted Community-Based Organizations (CBOs) to alert them of potential PSPS outages in the areas that they serve. SCE also provided 24-hour contact information to these agencies if they needed to escalate any unidentified community issues. In partnership with the CBOs in each area of concern, SCE offered services to customers such as transportation, food support, and temporary accommodations.

6. Provide the following information on backup power (including mobile backup power) with the name and email address of a utility contact for customers for each of the following topics:

a) Description of the backup generators available for critical facility and infrastructure customers before and during the PSPS.

SCE maintains 10 mobile generators for use by critical facilities and infrastructure customers during PSPS events, as needed. SCE has contracts with vendors to lease additional units during emergency events when the need arises for critical care customers.

b) The capacity and estimated maximum duration of operation of the backup generators available for critical facility and infrastructure customers before and during the PSPS.

The generators SCE maintains for PSPS events are rated at 25-100 KW and have an estimated maximum duration of operation of 24-36 hours with a continuous fuel plan to ensure there is no interruption of power while the generators are deployed for usage.

c) The total number of backup generators provided to critical facility and infrastructure customer's site immediately before and during the PSPS.

SCE deployed one generator to the Bridgeport General Store (a resiliency zone (RZ) in Mono County).

d) How the utility deployed this backup generation to the critical facility and infrastructure customer's site.

SCE has a contract with United Rentals to deploy generators to RZs and Resilient Community Resource Centers (CRC) in SCE's service area. United Rentals deployed the generator and staged it at the RZ and SCE district personnel were on standby in the event the circuit required de-energization. In the event of de-energization, the district qualified electrical worker (QEW) team would connect the generator to the bypass switch on the facility, turn on the generator, and switch the bypass switch to power the facility off the deployed generator.

e) An explanation of how the utility prioritized how to distribute available backup generation.

SCE did not have to prioritize deployment, as there was only one critical facility in scope for de-energization that needed generator backup.

f) Identify the critical facility and infrastructure customers that received backup generation.

Bridgeport General Store, 242 Main Street, Bridgeport, CA 93517, which is RZ in Mono County.

Any questions related to the information under this item may be directed to SCE at the following e-mail address: SCECEDCustomerSupport@sce.com³²

Section 7. Complaints and Claims

- 1. The number and nature of complaints received as the result of the de-energization event and claims that are filed against the utility because of de-energization. The utility must completely report all the informal and formal complaints, meaning any expression of grief, pain, or dissatisfaction, from various sources, filed either with CPUC or received by the utility as a result of the PSPS event.**

There were 386 reported complaints, and 27 claims associated with this PSPS event. SCE will include any complaints or claims related to this PSPS event received after the filing of date of this report in its annual post-season report.

³² Although there is no designated contact person for questions, this e-mail inbox is monitored by SCE's Customer Engagement Division.

Table 12: Count and Nature of Complaints Received

Count and Nature of Complaints Received	
Nature of Complaints	Number of Complaints
PSPS Frequency/Duration Including, but not limited to complaints regarding the frequency and/or duration of PSPS events, including delays in restoring power, scope of PSPS and dynamic of weather conditions.	131
Safety/Health Concern Including, but not limited to complaints regarding difficulties experienced by AFN/MBL populations, traffic accidents due to non-operating traffic lights, inability to get medical help, well water or access to clean water, inability to keep property cool/warm during outage raising health concern	58
Communications/Notifications Including, but not limited to complaints regarding lack of notice, excessive notices, confusing notice, false alarm notice, problems with getting up-to-date information, inaccurate information provided, not being able to get information in the prevalent languages and/or information accessibility, complaints about website, Public Safety Partner Portal, REST/DAM sites (as applicable)	40
Outreach/Assistance Including, but not limited to complaints regarding community resource centers, community crew vehicles, backup power, hotel vouchers, other assistance provided by utility to mitigate impact of PSPS	2
General PSPS Dissatisfaction/Other Including, but not limited to complaints about being without power during PSPS event and related hardships such as food loss, income loss, inability to work/attend school, plus any PSPS-related complaints that do not fall into any other category.	155
Total	386

Table 13: Count and Type of Claims Received

Count and Type of Claims Received	
Description of Claims	Number of Claims
Food loss only	16
Property Damage	3
Food loss and property damage	3
Evacuation Cost	0
Business Interruption / Economic Loss	0
Unspecified	5
Total	27

Section 8. Power Restoration Timeline

1. A detailed explanation of the steps the utility took to restore power, including the timeline for power restoration, broken down by phase if applicable.

SCE began the re-energization process after fire weather conditions subsided, there was no further threat of fire weather forecasted for the areas of concern, and the Incident Commander approved restoration operations. All circuit restoration during this event was guided by safety considerations, including safety risks associated with patrolling certain circuits at night.

Please see Table 5 for details related to customer re-energizations, including restoration date, restoration time, and total customer count by circuit.

Re-energization on these circuits occurred after the authorization to patrol and restore was declared by the Incident Commander. The Incident Commander made the decision to restore these customers based on a recommendation from Operations and input from Weather Services due to the observed improvement in weather conditions.

2. For any circuits that require more than 24 hours to restore, the utility shall use the

following table to explain why it was unable to restore each circuit within this timeframe.

Table 14: Circuits Requiring More Than 24 Hours to Restore

N/A. No circuits required more than 24 hours to restore.

Section 9. Community Resource Centers

- Using the following table, report information including the address of each location during a de-energization event, the location (in a building, a trailer, etc.), the assistance available at each location, the days, and hours that it was open, and attendance (i.e., number of visitors).

Table 15: Community Resource Centers (CRCs)

Community Resource Centers					
County	Address	Location Type	Describe the assistance available	Hours of Operations ¹ (Date / Time)	Number of Visitors
Inyo/Mono	Tri County Fairgrounds, The Tallman Building 475 Sierra St. Bishop, CA 93514	CRC-Indoor	Small portable device charging (such as a cell phone, laptop, and small medical devices), chairs, seasonal cooling, and heating, PSPS information, snacks, water, cases of water, ice or ice vouchers, ADA compliant restrooms, and customer Resiliency Kits.	8/12/2025 10AM - 10PM 8/13/2025 8AM - 9PM 8/14/2025 8AM - 10PM 8/15/2025 1PM - 10PM 8/16/2025 - 8/20/2025 8AM - 10PM 8/21/2025 - 8/22/2025 10AM - 10PM 8/23/2025 8AM - 2:30PM	10
Kern	Golden Hills Community Center 21415 Reeves St.	CRC-Indoor	Small portable device charging (such as a cell phone, laptop, and small medical devices), chairs,	8/12/2025 1PM - 10PM	233

Community Resource Centers					
County	Address	Location Type	Describe the assistance available	Hours of Operations ¹ (Date / Time)	Number of Visitors
	Tehachapi, CA 93561		seasonal cooling, and heating, PSPS information, snacks, water, cases of water, ice or ice vouchers, ADA compliant restrooms, and customer Resiliency Kits.	8/13/2025 10AM - 10PM 8/14/2025 - 8/15/2025 8AM - 10PM	
Kern	Kern River Veteran's Senior Center 6405 Lake Isabella Blvd. Lake Isabella, CA 93240	CRC-Indoor	Small portable device charging (such as a cell phone, laptop, and small medical devices), chairs, seasonal cooling, and heating, PSPS information, snacks, water, cases of water, ice or ice vouchers, ADA compliant restrooms, and customer Resiliency Kits.	8/11/2025 8AM - 10PM 8/12/2025 10AM - 10PM	44
Kern	Fraternal Order of Eagles 3156 12251 Highway 178 Mountain Mesa, CA 93240	CRC-Indoor	Small portable device charging (such as a cell phone, laptop, and small medical devices), chairs, seasonal cooling, and heating, PSPS information, snacks, water, cases of water, ice or ice vouchers, ADA compliant restrooms, and customer Resiliency Kits.	8/19/2025 - 8/20/2025 10AM - 10PM 8/21/2025 8AM - 10PM 8/22/2025 - 8/24/2025 10AM - 6PM	95
Kern	Fraternal Order of Eagles 3156 12251 Highway 178 Mountain Mesa, CA 93240	CRC-Indoor	Small portable device charging (such as a cell phone, laptop, and small medical devices), chairs, seasonal cooling, and heating, PSPS information, snacks, water, ice or ice vouchers, ADA compliant restrooms,	8/11/2025 - 8/15/2025 8AM - 10PM	15

Community Resource Centers					
County	Address	Location Type	Describe the assistance available	Hours of Operations ¹ (Date / Time)	Number of Visitors
			and customer Resiliency Kits.		

2. Any deviations and explanations from the CRC requirement including operation hours, ADA accessibility, and equipment.

SCE deployed customer support resources to a total of 21 locations in Inyo, Kern, Los Angeles, Mono, Riverside, San Bernardino, Santa Barbara, and Tulare Counties. SCE sometimes deviates from the CRC normal hours of operations of 8:00 a.m. to 10:00 p.m. during PSPS events to either follow the Period of Concern (POC) more closely and provide customer support that best meets the needs of the community or when circuits have been re-energized and customer support is no longer necessary.

SCE established one CRC site at the Tri County Fairgrounds to support customers in Inyo and Mono Counties. This site was opened for 12 consecutive days and the hours of operations varied based on the POC and status of the BIRCHIM circuit. If the circuit was in a de-energized state, the site opened at 8:00 a.m. and closed at 10:00 p.m.; for all other days, the hours of operations for the CRC followed the POC. The site was demobilized on August 23 at 2:30 p.m. after the POC had concluded, customer load was restored, and customer support was no longer necessary in the community.

SCE activated six customer support sites in Kern County; two of the sites were established to support customers in both Kern and Tulare Counties. The CCV site at Riverside Park in Kernville was demobilized on August 14 at 7:35 p.m. due to safety concerns for SCE staff and customers. The site had 140 visitors during the 3-day period it was opened. Some of these customers were upset about the PSPS event; they used foul language against SCE's customer support staff and posted threatening comments on Facebook. The behavior escalated daily. SCE Security and the PSPS IMT assessed the situation and decided to demobilize the site for the safety of all (staff and customers). SCE had activated two customer support sites to support these customers; the second site was located in Wofford Heights and was opened from August 11 at 8:00 a.m. The site was demobilized on August 16 at noon because the circuits were removed from the POC. The circuits were returned to the event scope on August 18 and SCE reactivated the site and maintained hours of operations that followed the POC. The site was demobilized on August 26 at 2:00 p.m. after the event had concluded, all customer load was restored, and customer support was no longer necessary.

The remaining sites in Kern were open to support customers impacted by the various POCs driven by this PSPS event. The Golden Hills Community Center closed on August 15 at 10:00 p.m. after the circuits driving the site selection were removed from scope and all customer load was restored. The CRC at Kern River Veteran's Senior Center was demobilized on August 12 at 10:00 p.m. at the request of the County Administrative Office because the County did not have an

executed CRC contract with the County at the time. SCE and the County are finalizing contract details and may have an executed for future events. SCE activated a CRC at the Fraternal Order of Eagles 3156 twice. This CRC was demobilized on August 15 at 10:00 p.m. after the circuits were cleared from the POC and all customer load restored. This site was re-established on August 19 at 10:00 a.m. and demobilized on August 24 at 6:00 p.m. after the POC for the circuits were cleared, all customer load had been restored, and customer support was no longer needed.

SCE activated CRC sites in Los Angeles County five times. Two of the CRCs, Element Palmdale and Lakes Community Center, were established, demobilized, and reopened to follow the changes in the POC. The Element Palmdale site was demobilized on August 15 at 4:00 p.m. because the circuits had been cleared from the POC and customer load restored. The site was reopened on August 22 to support customers under consideration for PSPS and was demobilized at 10:00 p.m. on the same day after the circuits were removed from the event scope. The customer support site at Lakes Community Center opened on August 10 because an on-set of weather conditions brought one of circuits targeted for PSPS on August 11 into scope. The site remained open until August 16 at noon when the site was demobilized because there were no circuits in scope and all customer load had been restored. The site reopened on August 20 to support customers under consideration for PSPS and was demobilized on August 26 at 10:00 p.m. after the POC for the circuits driving the site selection had concluded and customer load was restored. Lastly, SCE activated a CRC at the Courtyard by Marriott – Santa Clarita/Valencia on August 13; the CRC was demobilized on August 14 at 11:00 a.m. after the circuits were removed from the event scope and customer support was no longer necessary.

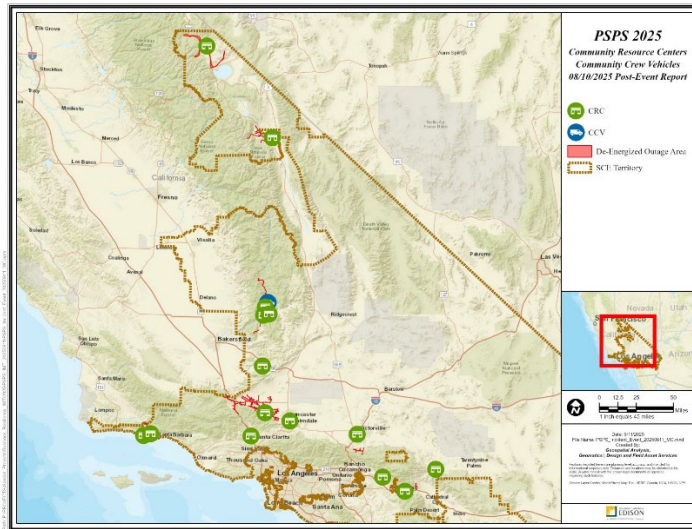
SCE activated one customer support site in each of Mono and Riverside Counties. The site in Mono County was opened on August 12 at 1:00 p.m. and demobilized on August 13 at 10:00 p.m. after the circuits driving the site selection were removed from the event scope and all customer load restored. The CRC in Riverside was opened and demobilized on the same day, August 14, at 10:00 p.m. The POC for the circuit had concluded, no customers were de-energized during the POC, and customer support was no longer required.

SCE opened CRCs in San Bernardino County to support customers under consideration for PSPS four times. The customer support site at Courtyard by Marriott Hesperia was opened twice; the site was first opened on August 14 at 10:00 a.m. and was demobilized on August 16 at 12:30 p.m. after the POC had passed and all customer load restored. The Yucaipa Community Center was opened on August 14 from 8:00 a.m. to 8:00 p.m. The CRC site was closed on August 15 at 8:30 a.m. after confirming the circuit driving the site selection was no longer in scope for the PSPS; SCE demobilized this site on August 15 at 8:30 a.m. after the POC had concluded and customer support was no longer required. Lastly, the customer support site for the Yucca Valley Community was opened for one day on August 14; SCE demobilized the site at 10:00 p.m. after the POC had passed and the circuit was removed from the event scope. No customers were de-energized and customer support was no longer necessary.

Lastly, SCE opened CRCs in Santa Barbara County three times. The Courtyard by Marriott Goleta was the first site to open on August 12; this site was demobilized on August 13 at 10:00 p.m. after the POC for the circuits had concluded, the circuits were removed from event scope and customer load restored. The Ramada Santa Barbara site was opened and demobilized twice. The site was first opened on August 11 at 8:00 a.m.; SCE demobilized this site on August 14 at 11:00

a.m. after confirming the circuits had been removed from event scope and no customers were de-energized. This CRC site was re-activated on August 20 and remained open through noon on August 21. The site was demobilized after the POC for the circuits were removed from the event scope and customer support was not required.

3. A map identifying the location of each CRC and the de-energized areas.



Section 10. Mitigation to Reduce Impact

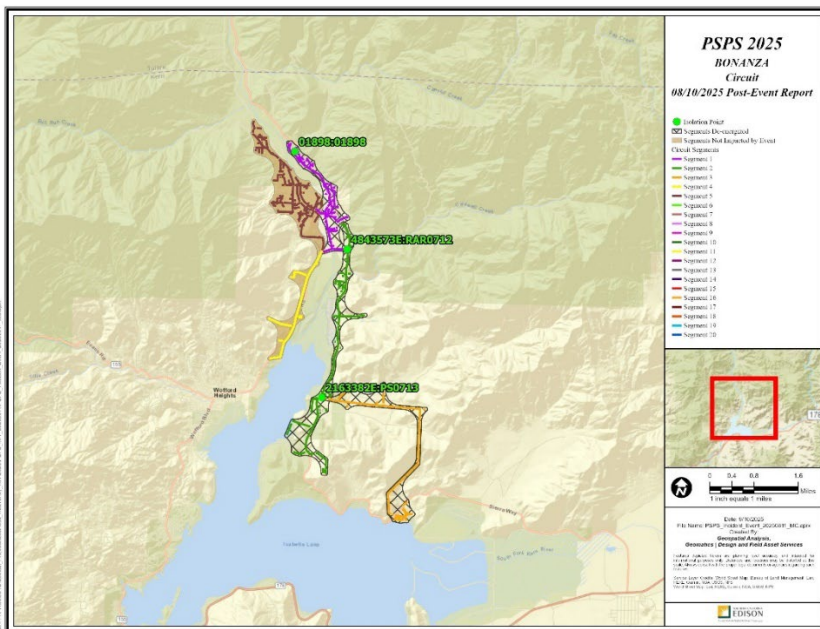
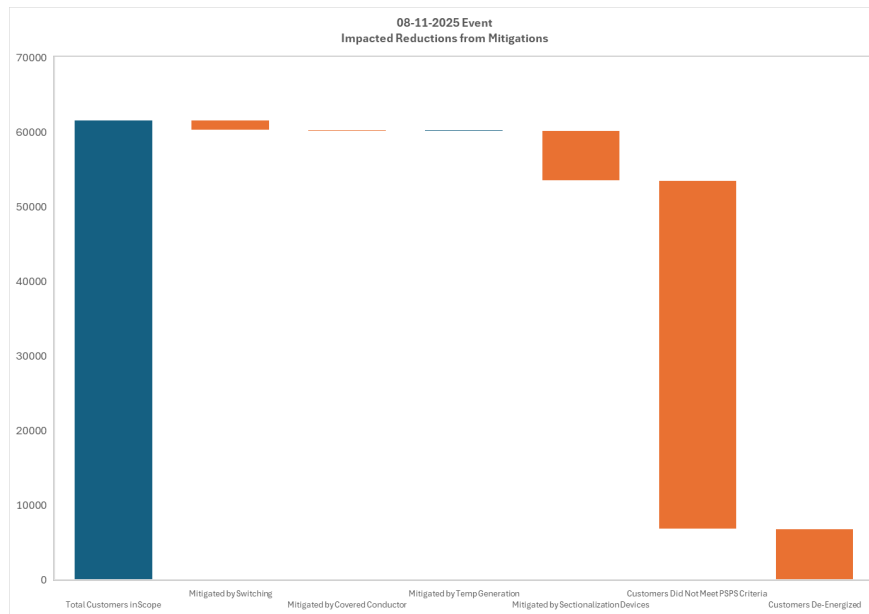
1. Mitigation actions and impacts including: sectionalization devices, temporary generation, microgrids, permanent backup generation, transmission switching, covered conductor, and any other grid hardening that mitigated the impact of the event.

Prior to the POC, SCE used circuit playbooks to identify circuit switching that could reduce the number of customers in scope for potential de-energization. SCE transferred over 1,270 customers from circuits on the monitored circuit list to adjacent circuits not in scope pursuant to the then-current forecast, thereby maintaining service to these customers throughout the event.

In addition, the replacement of bare wire with covered conductor allowed SCE to raise de-energization windspeed thresholds and thus reduced potential de-energization impacts to customers on portions of three circuits.

With the above-discussed mitigations in place, SCE was able to limit de-energization to 6,853 customers.

The waterfall graphs and maps below illustrate the impacts of SCE's mitigation measures over the course of the PSPS event where circuit switching, covered conductor, and/or sectionalization devices were successfully deployed to limit the scope of potential or actual de-energization.³³



Section 11. Lessons Learned

1. Threshold analysis and the results of the utility's examination of whether its thresholds are

³³ "Circuits Did Not Meet PSPS Criteria" in the waterfall graph denotes customers on circuits in scope that were not ultimately de-energized. These customers were not switched to adjacent circuits, were not on circuit segments with covered conductor, and did not require the use of sectionalization devices.

adequate and correctly applied in the de-energized areas.

This PSPS event was moderate to large in scope and included extended duration and evolving fire weather conditions across multiple counties. Elevated fire weather concerns were driven by a persistent ridge of high pressure, which brought warming temperatures, low humidity, and gusty diurnal winds across isolated mountain areas. These conditions were compounded by localized sundowner winds and thunderstorm outflows later in the event. Wind speeds observed during the event generally aligned with forecasts, with gusts exceeding predictions in some areas. During the Period of Concern, Red Flag Warnings and Wind Advisories were issued for portions of Kern, Los Angeles, and Santa Barbara Counties, reinforcing the elevated wildfire risk across SCE's service territory. Sustained winds of 20 to 35 mph and gusts of 25 to 45 mph were forecast across impacted areas, and peak observed wind speeds reached 45 mph sustained and 61 mph in gusts, confirming the presence of elevated fire weather conditions and supporting the activation of PSPS protocols.

Fire spread modeling projected potential fire sizes ranging generally from 1 to 9-thousand acres with isolated areas exceeding 10-thousand-acre potential at different points during the event. Concurrently, active wildfires across Southern California contributed to the GACC remaining at a Preparedness Level of 3. This indicates a moderate drawdown of suppression resources and the potential for impacts to fire response capability, but not enough for SCE to discount thresholds for fire suppression availability.

In alignment with internal protocols, SCE considered the FPI threshold to be met for any circuit within its designated POC. For circuits outside the POC, real-time weather data (Wx) was used to inform the FPI assessment. Based on active fires in the region, this approach was prudent given the presence of very dry fuels and elevated wind conditions.

The thresholds used were appropriate for this event and functioned as intended. To further refine the thresholds, SCE gathers data from restoration patrols conducted during every de-energization event and records any evidence of damage to SCE infrastructure during de-energization. These damage data points are incorporated into SCE's machine learning models which are used to predict the probability of failure for SCE assets. This model, along with fire consequence modelling, is the basis for SCE's Wildfire Mitigation Plan.

The probability of failure does not directly affect SCE's PSPS de-energization thresholds. SCE's PSPS de-energization thresholds are determined with the fundamental consideration that a fire in high wind and dry fuel conditions is not an acceptable risk for SCE, our customers, or our communities. Also, failing to find damage during a restoration patrol does not mean that the de-energization did not prevent a fire or that the thresholds were too low; wind-blown debris may result in faults that could be the source of an ignition if the lines were energized, but may not be observable during a restoration patrol if the debris subsequently blew out of the line or environmental conditions had otherwise changed.

2. Any lessons learned that will lead to future improvement for the utility.

Lesson Learned		
Issue	Discussion	Resolution
Lack of GIS map legend clarity	Feedback received about the legend clarity on the GIS maps. Partners are seeking more information to clearly learn about the map	SCE will look into adding more clarity on legend for GIS maps and/or training on where to locate legends for GIS maps.

Section 12. Other Relevant Information

1. This section includes any other relevant information determined by the utility.

SCE includes information related to the PG&E Customer de-energized during the PSPS event below. The figures below outlined pertinent details relevant to the event.

The figure below contains PSPS Event Summary Data for the PG&E Shared Customers.

PSPS Event Summary (PG&E Shared Customers)										
Total Customers			De-energized				Number of Circuits			Damage/Hazard Count
PSPS Notified	De-energized	Cancelled	MBL Customers	Number of Counties	Number of Tribes	Critical Facilities and Infrastructure	Transmission De-energized	Distribution Circuits in Scope	Distribution Circuits De-energized	
3	1	2	0	1	0	0	0	2	1	0

The figure below contains PSPS Circuit De-Energized data for the PG&E Shared Customer(s).

Circuits De-Energized (PG&E Shared Customers)									
County	Circuit Name	De-energization Date	De-energization Time (2400)	All Clear Declaration Date	All Clear Declaration Time (2400)	Restoration Date	Restoration Time (2400)	GO 95, Tier HFTD Tier(s) 1,2,3	Distribution / Transmission Classification
SANTA BARBARA	CACHUMA	8/10/2025	20:05	8/12/2025	7:39	8/12/2025	10:29	Non HFRA, T3	Distribution

Circuits De-Energized (cont.) (PG&E Shared Customers)								
County	Circuit Name	Residential Customers De-energized	Commercial / Industrial customers De-energized	Medical Baseline customers De-energized	AFN other than MBL customers De-energized	Total customers De-energized	GO 95, Tier HFTD Tier(s) 1,2,3	Other Customers
SANTA BARBARA	CACHUMA	1	0	0	0	1	Non HFRA, T3	0

The figure below contains the Notification Timeline for the PG&E Shared Customers.

Notification Timeline (PG&E Shared Customers)					
Event Order	Notification Type	Requirement Timeline	Notification Sent To	Approximate Time Sent	Notes
Pre-De-Energization (prior)	Initial Notice for PSPS Event (Advanced Initial or Initial)	72-48 hours	N/A	N/A	
	Initial Notice for PSPS Event (Initial or Update)	48-24 hours	8/10/2025	14:34	
	Imminent De-Energize (Expected)	4-1 hour	N/A	N/A	
In-Event (during)	De-Energized (Shutoff)	De-energization	8/10/2025	23:41	
Restoration (after)	Imminent Re-Energize (Prepare to Restore)	Imminent Re-energization	8/11/2025	8:52	
	Re-Energized (Restored In Scope and/or Restored No Longer in Scope)	Re-energization	8/11/2025	13:01	
	Event Concluded (Cancellation)	All Clear	8/14/2025	4:33	

The figure below contains the Notification Timeline for the PG&E Shared Customers.

Breakdown of Notification Failures (PG&E Shared Customers)			
Notifications sent to	Notification Failure Description	Number of Entities or Customer Counts	Explanation
Public Safety Partners excluding Critical Facilities and Infrastructure	Entities who did not receive 48-to 72-hour advance notification.	0	
	Entities who did not receive 1–4-hour imminent notification.	0	
	Entities who did not receive any notifications before de-energization.	0	
	Entities who were not notified immediately before re-energization.	0	
	Entities who did not receive cancellation notification within two hours of the decision to cancel.	0	
Critical Facilities and Infrastructure	Facilities who did not receive 48–72-hour advance notification.	0	
	Facilities who did not receive 1-4 hour of imminent notifications.	0	
	Facilities who did not receive any notifications before de-energization.	0	
	Facilities who were not notified at de-energization initiation.	0	
	Facilities who were not notified immediately before re- energization.	0	
	Facilities who were not notified when re-energization is complete.	0	
All other affected customers	Facilities who did not receive cancellation notification within two hours of the decision to cancel.	0	
	Customers who did not receive 24–48-hour advance notifications.	0	
	Customers who did not receive 1–4-hour imminent notifications.	1	Not enough time to notify IOU PG&E to send Imminent to customer
	Customers who did not receive any notifications before de-energization.	0	
	Customers who were not notified at de-energization initiation.	0	
	Customers who were not notified immediately before re-energization.	0	
	Customers who were not notified when re-energization is complete.	0	
	Customers who did not receive cancellation notification within two hours of the decision to cancel.	0	

Attachment A-Public Safety Partner and Customer Notification Scripts

PSPS Variable Notification Templates

8/2/2024

1 | Advanced Initial [Typically 72 Hours Prior]

[Only for Public Safety Partners (Telecom/Water-Wastewater) and Critical Infrastructure]

TEXT/SMS

SCE Advanced PSPS Alert: High winds and fire conditions are forecast from ^Day of week^ ^morning/afternoon/evening^ through ^End Day of week^ ^morning/afternoon/ evening^. We may have to shut off power. Power restoration typically takes 8 hours, and will start after the wind subsides. Delays may occur if daylight is required for safe inspections. We are working to reduce the number of customers affected, and weather patterns might change, so not all notified customers will have their power shut off. For the latest updates, visit publicsafetyportal.sce.com, contact your assigned SCE account representative, or call 1-800-611-1911.

VOICE

SCE Advanced Public Safety Power Shutoff Alert: High winds and fire conditions are forecast from ^Day of week^ ^morning/afternoon/evening^ through ^End Day of week^ ^morning/afternoon/ evening^. We may have to shut off power. Power restoration typically takes 8 hours, and will start after the wind subsides. Delays may occur if daylight is required for safe inspections. We are working to reduce the number of customers affected, and weather patterns might change, so not all notified customers will have their power shut off. For the latest updates visit [publicsafetyportal dot sce dot com](https://publicsafetyportal.sce.com), contact your assigned SCE account representative, or call 1-800-611-1911

EMAIL

Subject: SCE Public Safety Power Shutoff (PSPS) Advanced Initial Alert

From: [do not reply@scewebservices.com](mailto:do_not_reply@scewebservices.com)

Southern California Edison

High winds and fire conditions are forecast from ^Day of week^ ^morning/afternoon/evening^ through ^End Day of week^ ^morning/afternoon/evening^.

We may need to shut off power to decrease the risk of dangerous wildfires. Power restoration typically takes 8 hours, and will start after the wind subsides. Delays may occur if daylight is required for safe inspections. We are working to reduce the number of customers affected, and weather patterns might change, so not all notified customers will have their power shut off.

This alert applies to the following address(es):

Customer Address

Service Account

Meter Number

Rate

For the latest updates and availability of community resources, visit <https://publicsafetyportal.sce.com/> if you are registered, contact your assigned SCE account representative, or call 1-800-611-1911.

2 | Initial Notification [48 HOURS BEFORE] ALERT

TEXT/SMS

SCE PSPS Alert: High winds and fire conditions are forecast from ^Day of week^ ^morning/afternoon/evening^ through ^End Day of week^ ^morning/afternoon/evening^.

We may have to shut off your power to decrease risk during this time. Power restoration typically takes 8 hours, and will start after the wind subsides. Delays may occur if daylight is required for safe inspections. We are working to reduce the number of customers affected and will keep you updated. Visit sce.com/pmps for the latest information. For downed power lines, call 911. View in more languages: www.sce.com/PSPSInitial or view in ASL: <https://ahas.sce.com?id=pmps1>

VOICE

SCE Public Safety Power Shutoff Alert. To continue in English, press 1. [Spanish press 2], all other languages press 3.... High winds and fire conditions are forecast from ^Day of week^ ^morning/afternoon/evening^ through ^End Day of week^ ^morning/afternoon/evening^.

We may have to shut off your power to decrease risk of dangerous wildfires. Power restoration typically takes 8 hours, and will start after the wind subsides. Delays may occur if daylight is required for safe inspections. We are working to reduce the number of customers affected and will keep you updated. Visit sce dot com slash pmps for the latest information. If you see a downed power line call 911.

EMAIL

Subject: SCE Public Safety Power Shutoff Alert

From: do_not_reply@scewebservices.com

Southern California Edison

For more information on PSPS in your preferred language, click below:

[ESPAÑOL](#)

1-800-441-2233

[한국어](#)

1-800-628-3061

[中文](#)

1-800-843-8343

[TIẾNG VIỆT](#)

1-800-327-3031

[TAGALOG](#)

1-800-655-4555

[MORE LANGUAGES](#)

[View in ASL](#)

High winds and dangerous fire conditions are forecast from ^Day of week^ ^morning/afternoon/evening^ through ^End Day of week^ ^morning/afternoon/evening^.

We may have to shut off your power to decrease risk of dangerous wildfires. Power restoration typically takes 8 hours, and will start after the wind subsides. Delays may occur if daylight is required for safe inspections. We are working to reduce the number of customers

whose power will be shutoff and will keep you updated. For the latest updates, outage map, and information about customer care services, visit sce.com/psps.

Thank you for your patience as we work to keep your community safe!

This alert applies to the following address(es):

Customer Address

Service Account

Meter Number

Rate

- For information about preparing for a power outage, [visit sce.com/safety/family/emergency-tips](https://sce.com/safety/family/emergency-tips).
- REMEMBER: If you see a downed power line call 911 first, and then notify SCE at 1-800-611-1911.

3 | Update Notification [24 HOURS BEFORE] WARNING

TEXT/SMS

SCE PSPS Warning: High winds and fire conditions are forecast from ^Day of week^ ^morning/afternoon/evening^ through ^End Day of week^ ^morning/afternoon/evening^. We may have to shut off your power to decrease risk of wildfires. We are working to reduce the number of customers affected and will keep you updated. Visit sce.com/psps for the latest information and availability of community resources. For downed power lines, call 911. View in more languages: www.sce.com/PSPSUpdate or view in ASL: <https://ahas.sce.com?id=psps2>

VOICE

SCE Public Safety Power Shutoff warning. To continue in English, press 1. [Spanish press 2], all other languages press 3.... High winds and dangerous fire conditions are forecast from ^Day of week^ ^morning/afternoon/evening^ through ^End Day of week^ ^morning/afternoon/evening^. We may have to shut off your power to decrease risk of wildfires. We are working to reduce the number of customers whose power will be shutoff and will keep you updated. Visit sce dot com slash psps for the latest information and availability of community resources. If you see a downed power line call 911.

EMAIL

Subject: SCE Public Safety Power Shutoff (PSPS) Warning

From: do_not_reply@scewebservices.com

Southern California Edison

For more information on PSPS in your preferred language, click below:

ESPAÑOL

1-800-441-2233

한국어

1-800-628-3061

中文

1-800-843-8343

TIẾNG VIỆT

1-800-327-3031

TAGALOG

1-800-655-4555

[MORE LANGUAGES](#)

[View in ASL](#)

High winds and dangerous fire conditions are forecast from ^Day of week^ ^morning/afternoon/evening^ through ^End day of week^ ^morning/afternoon/evening^. We may have to shut off your power to decrease risk of dangerous wildfires. We are working to reduce the number of customers whose power will be shut off and will keep you updated. For the latest updates, outage map, and availability of community resources, visit sce.com/psps.

This alert applies to the following address(es):

Customer Address

Service Account

Meter Number

Rate

- For information about preparing for a power outage, visit sce.com/safety/family/emergency-tips.
- REMEMBER: If you see a downed power line, call 911 first, and then notify SCE at 1-800-611-1911.

Thank you for your patience as we work to keep your community safe!

4 | CANCELLATION

(SENT AT ANY TIME WHEN CUSTOMER IS PERMANENTLY OUT OF SCOPE)

TEXT/SMS

SCE PSPS All-Clear: Due to improved weather, we did not shut off your power. We understand that planning around outages is inconvenient. Thanks for your patience as we work to keep our communities safe. If your power is off, please call 1-800-611-1911 or visit sce.com/psps. View in more languages: www.sce.com/PSPSAllClear or view in ASL: <https://ahas.sce.com?id=psps3>

VOICE

SCE PSPS All-clear: To continue in English, press 1. [Spanish press 2], all other languages press 3.... Due to improved weather, we did not shut off your power. We understand that planning around outages is inconvenient. Thank you for your patience as we work to keep our communities safe. If your power is off, please call 1-800-611-1911 or visit sce dot com slash psps.

EMAIL

Subject: SCE Public Safety Power Shutoff (PSPS) All-clear
From: do_not_reply@scewebservices.com Southern California Edison

For more information on PSPS in your preferred language, click below:

ESPAÑOL	한국어	中文	TIẾNG VIỆT	TAGALOG
1-800-441-2233	1-800-628-3061	1-800-843-8343	1-800-327-3031	1-800-655-4555

[MORE LANGUAGES](#)

[View in ASL](#)

Due to improved weather, we did not shut off your power. We understand that planning around outages is inconvenient. Thank you for your patience as we work to keep our communities safe.

This alert applies to the following address(es):

Customer Address

Service Account

Meter Number

Rate

If power is off, please call 1-800-611-1911 or visit sce.com/psps.
For more information about PSPS and wildfire safety, please visit sce.com/psps.

5| PSPS EXPECTED (1-4 HOURS BEFORE SHUTOFF WARNING)

TEXT/SMS

SCE PSPS Expected: It's likely we will shut off your power in the next 4 hours due to wind-driven fire conditions. Conditions could last through **^End Day of week^ ^morning /afternoon /evening^**. We will notify you again if we shut power off. Weather could affect shutoff timing and wind-related outages may also occur. Visit sce.com/psps for the latest information and availability of community resources. For downed power lines, call 911. Thanks for your patience. View in more languages: www.sce.com/PSPSExpected or view in ASL: <https://ahas.sce.com?id=psps4>

VOICE

SCE PSPS Expected. To continue in English, press 1. [Spanish press 2], all other languages press 3.... It's likely we will shut off your power in the next 4 hours due to wind-driven fire conditions in your area. Conditions could last through **^End Day of week^ ^morning /afternoon /evening^**. We will notify you again if we shut off your power. Weather could affect shutoff timing and wind-related outages may also occur. Visit [sce dot com slash psps](https://sce.com/psps) for the latest information and availability of community resources. If you see a downed power line, call 911. Thank you for your patience.

EMAIL

Subject: SCE Public Safety Power Shutoff (PSPS) Expected

From: [do not reply@scewebservices.com](mailto:do_not_reply@scewebservices.com)

Southern California Edison

For more information on PSPS in your preferred language, click below:

[ESPAÑOL](#)

1-800-441-2233

[한국어](#)

1-800-628-3061

[中文](#)

1-800-843-8343

[TIẾNG VIỆT](#)

1-800-327-3031

[TAGALOG](#)

1-800-655-4555

[MORE LANGUAGES](#)

[View in ASL](#)

It's likely we will shut off your power in the next 4 hours due to wind-driven fire conditions. Conditions could last through **^End Day of week^ ^morning /afternoon /evening^**. We are working to reduce the number of customers affected. Weather could also affect shutoff timing and wind-related outages may occur. We will notify you again if we shut off your power. For the latest updates, outage map, and availability of community resources, visit sce.com/psps.

We appreciate your patience as we work to keep your community safe.

This alert applies to the following address(es):

Customer Address

Service Account

Meter Number

Rate

- For information about preparing for a power outage, visit sce.com/safety/family/emergency-tips
- REMEMBER: If you see a downed power line, call 911 first, and then notify SCE at 1-800-611-1911.

Thank you again for your continued patience as we work to keep your community safe!

6 | PSPS SHUTOFF

(SENT AT AUTHORIZATION TO DE-ENERGIZE)

SMS/TEXT

SCE PSPS Shutoff: We are shutting off your power due to wind-driven wildfire risk. High winds are forecast through **^End Day of week^ ^morning/ afternoon/ evening^**. When weather improves, we will inspect our lines for damage before we restore power. This is expected to take up to 8 hours but could take longer if we need daylight for safe inspections or if we find damage. Visit sce.com/psps for the most up to date info on restoration timing and SCE community resources in your area. Remember to turn off/unplug appliances or equipment that could restart automatically. For downed power lines, call 911. Thanks for your patience. View in more languages: www.sce.com/PSPSShutoff or view in ASL: <https://ahas.sce.com?id=psps5>

VOICE

SCE PSPS shutoff. To continue in English, press 1. [Spanish press 2], all other languages press 3.... We are shutting off your power due to current wind-driven wildfire risk. High winds are forecast through **^End Day of week^ ^morning/ afternoon/ evening^**. When the weather improves, we will inspect our lines for damage before we restore power. This is expected to take up to 8 hours but could take longer if we need daylight for safe inspections or if we find damage. Remember to turn off or unplug appliances or equipment that could restart automatically. Visit [sce dot com slash psps](http://sce.com/psps) for the latest information on restoration timing and SCE community resources in your neighborhood. If you see a downed power line, call 911. Thank you for your patience.

EMAIL

Subject: SCE Public Safety Power Shutoff (PSPS)

From: [do not reply@scewebservices.com](mailto:do_not_reply@scewebservices.com)

Southern California Edison

For more information on PSPS in your preferred language, click below:

[ESPAÑOL](#)

1-800-441-2233

[한국어](#)

1-800-628-3061

[中文](#)

1-800-843-8343

[TIẾNG VIỆT](#)

1-800-327-3031

[TAGALOG](#)

1-800-655-4555

[MORE LANGUAGES](#)

[View in ASL](#)

We are shutting off your power due to current high risk of wind-driven wildfire. High winds are forecast to last through **^End Day of week^ ^morning/ afternoon/ evening^**. When the weather improves, we will inspect our lines for damage before we restore power. This is expected to take up to 8 hours but could take longer if we need daylight for safe inspections or if we find damage. We will update you as conditions change. Please remember to turn off or unplug appliances or equipment that may start automatically when power is restored.

Please visit sce.com/psps for the most up to date information, including outage map and restoration information, and availability of SCE community resources.

REMEMBER: If you see a downed power line, call 911 first, and then notify SCE at 1-800-611-1911. We understand this shutoff is inconvenient. We appreciate your continued patience as we work to keep your community safe.

This alert applies to the following address(es):

Customer Address

Service Account

Meter Number

Rate

(SENT IN THE AM TO OVERNIGHT OUTAGES)

SMS/TEXT

SCE Continued PSPS Shutoff: Thank you for your continued patience during this Public Safety Power Shutoff. High winds could continue through **^End Day of week^ ^morning /afternoon/ evening^**. Before we restore power, we will inspect our lines for damage. This is expected to take up to 8 hours but could take longer if we need daylight for safe inspections or if we find damage. Visit sce.com/pmps for the latest info on restoration and SCE community resources in your area. For downed power lines, call 911. View in more languages: www.sce.com/PSPSContinuedShutoff or view in ASL: <https://ahas.sce.com?id=pmps6>

VOICE

SCE Continued PSPS. To continue in English, press 1. [Spanish press 2], all other languages press 3.... Thank you for your continued patience during this Public Safety Power Shutoff. High winds are forecast to continue through **^End Day of week^ ^morning /afternoon/ evening^**. Before we restore power, we will inspect our lines for damage. This is expected to take up to 8 hours but could take longer if we need daylight for safe inspections or if we find damage. Visit [sce dot com slash pmps](https://sce.com/pmps) for the latest information on restoration and availability of community resources in your area. For downed power lines, call 911.

EMAIL

Subject: SCE Continued Public Safety Power Shutoff (PSPS)

From: do_not_reply@scewebservices.com

Southern California Edison

For more information on PSPS in your preferred language, click below:

[ESPAÑOL](#)

1-800-441-2233

[한국어](#)

1-800-628-3061

[中文](#)

1-800-843-8343

[TIẾNG VIỆT](#)

1-800-327-3031

[TAGALOG](#)

1-800-655-4555

[MORE LANGUAGES](#)

[View in ASL](#)

Thank you for your continued patience during this Public Safety Power Shutoff. Wind-driven fire conditions could last through **^End Day of week^ ^morning /afternoon/ evening^**. When the weather improves, we will inspect our lines for damage before we restore power. This is expected to take up to 8 hours but could take longer if we need daylight for safe inspections or if we find damage. Visit sce.com/pmps for the latest information on restoration and SCE community resources in your area. We understand that any outage is an inconvenience. Thank you again for your continued patience as we work to keep your community safe!

REMEMBER: If you see a downed power line, call 911 first, and then notify SCE at 1-800-611-1911.

This alert applies to the following address(es):

Customer Address

Service Account

Meter Number

Rate

8 | PREPARE FOR RESTORATION

SMS/TEXT

SCE PSPS Update: Winds have died down and we are starting to inspect our lines for damage. Restoration is expected to take up to 8 hours but could take longer if we need daylight for safe inspections or find damage. For updated restoration estimates in your area and for location of SCE community resources visit [sce.com/psps](https://www.sce.com/psps). Please turn off/unplug appliances or equipment that could restart automatically and inspect your property for downed power lines. Call 911 if you find a downed line. We will alert you again when we restore power. View in more languages: www.sce.com/PSPSPrepRestore or view in ASL: <https://ahas.sce.com?id=psps7>

VOICE

SCE PSPS Update. To continue in English, press 1. [Spanish press 2], all other languages press 3.... Winds have died down and we are starting to inspect our lines for damage. Restoration is expected to take up to 8 hours but could be delayed if we need daylight for safe inspections or if we find damage. Please turn off or unplug any appliances or equipment that could restart automatically and inspect your property for downed power lines. Call 911 if you find a downed line. We will alert you again when we restore power. For updated restoration estimates in your area, and for location of SCE community resources visit sce dot com slash psps

EMAIL

Subject: SCE Public Safety Power Shutoff Update

From: do_not_reply@scewebservices.com

Southern California Edison

For more information on PSPS in your preferred language, click below:

[ESPAÑOL](#)

[1-800-441-2233](#)

[한국어](#)

[1-800-628-3061](#)

[中文](#)

[1-800-843-8343](#)

[TIẾNG VIỆT](#)

[1-800-327-3031](#)

[TAGALOG](#)

[1-800-655-4555](#)

[MORE LANGUAGES](#)

[View in ASL](#)

Winds have died down and we are starting to inspect our lines for damage. Restoration is expected to take up to 8 hours but could take longer if we need daylight for safe inspections or if we find damage. For updated restoration estimates in your area, and for location of SCE community resources visit [sce.com/psps](https://www.sce.com/psps). We will alert you again when your power comes back on. Please turn off or unplug any appliances or equipment that could restart automatically and inspect your property for downed power lines. If you see a downed power line, stay away and call 911 first, then report it to SCE at 1-800-611-1911.

We understand that Public Safety Power Shutoff events can be disruptive and thank you for your patience as we work to keep your community safe.

This alert applies to the following address(es):

Customer Address

Service Account

Meter Number

Rate

9 | RESTORED NO LONGER IN SCOPE (RESTORED & CANCELLATION [NO MORE RISK OF PSPS])

SMS/TEXT

SCE PSPS Ended: We have restored power in your area and ended the Public Safety Power Shutoff. If your power is still off, please call 1-800-611-1911 or visit sce.com/outage. We know that safety outages are inconvenient and thank you for your patience. View in more languages: www.sce.com/PSPSEnded or view in ASL: <https://ahas.sce.com?id=psps10>

VOICE

SCE PSPS Ended... To continue in English, press 1. [Spanish press 2], all other languages press 3.... We have restored power in your area and ended the Public Safety Power Shutoff due to improved weather conditions. If your power is still off, please call 1-800-611-1911 or visit [sce dot com slash outage](https://sce.com/outage). We understand that safety outages are inconvenient and thank you for your patience.

EMAIL

Subject: SCE Public Safety Power Shutoff Ended: All Power Restored

From: do_not_reply@scewebservices.com

Southern California Edison

For more information on PSPS in your preferred language, click below:

[ESPAÑOL](#)

1-800-441-2233

[한국어](#)

1-800-628-3061

[中文](#)

1-800-843-8343

[TIẾNG VIỆT](#)

1-800-327-3031

[TAGALOG](#)

1-800-655-4555

[MORE LANGUAGES](#)

[View in ASL](#)

We have restored power and ended the Public Safety Power Shutoff in your area due to improved weather conditions. If your power is still off, please call 1-800-611-1911 or visit sce.com/outage. We understand that safety outages are inconvenient and thank you for your patience.

This alert applies to the following address(es):

Customer Address
Service Account
Meter Number
Rate

For more information about PSPS and wildfire safety, please visit sce.com/psps.

10 | RESTORED IN SCOPE – RISK OF PSPS REMAINS

SMS/TEXT

SCE PSPS Update: Winds have improved enough for us to restore power in your area. However, because high winds are still forecast through ^End Day of week^ ^morning/afternoon/evening^ we might have to shut off power again. We will update you as weather conditions change. If your power is still off, please call 1-800-611-1911 or visit sce.com/psps. Thanks for your patience. View in more languages: www.sce.com/PSPSNotAllClear or view in ASL: <https://ahas.sce.com?id=psps11>

VOICE

SCE PSPS Update: To continue in English, press 1. [Spanish press 2], all other languages press 3.... Winds have improved enough for us to restore power in your area. However, because high winds are still forecast through ^End Day of week^ ^morning/afternoon/evening^ we may have to shut off your power again. We will keep you updated as weather conditions change. We understand that PSPS outages are inconvenient and thank you for your patience. If your power is still off, please call 1-800-611-1911 or visit sce dot com slash psps.

EMAIL

Subject: SCE Public Safety Power Shutoff Update: Power restored; PSPS still in effect
From: do_not_reply@scewebservices.com Southern California Edison

For more information on PSPS in your preferred language, click below:

[ESPAÑOL](#)

1-800-441-2233

[한국어](#)

1-800-628-3061

[中文](#)

1-800-843-8343

[TIẾNG VIỆT](#)

1-800-327-3031

[TAGALOG](#)

1-800-655-4555

[MORE LANGUAGES](#)

[View in ASL](#)

Winds have improved enough for us to restore power in your area. However, because high winds are still forecast through ^End Day of week^ ^morning/afternoon/evening^ we may have to shut off your power again. We will keep you updated as weather conditions change. If your power is still off, please call 1-800-611-1911 or visit sce.com/psps.

We understand that safety outages are inconvenient and thank you for your continued patience.

This alert applies to the following address(es):

Customer Address

Service Account

Meter Number

Rate

For more information about PSPS and wildfire safety, please visit sce.com/pmps.

Template language for all notifications (after notification language)

SCE Emergency Operations Center and IMT are activated. Contact information is provided below.

Message cadence: The SCE Liaison Officer provides a rolling three-day advance warning of potential PSPS events, when possible, and sends update notifications every day. We will also notify you with time-sensitive shutoff and restoration information at the circuit level. Sudden weather changes may impact SCE's ability to provide advanced notice: a shutoff could occur sooner than anticipated.

Spreadsheet content: All circuits currently on the watch list in your county are listed in the attached spreadsheet. As we get closer to the event and the weather forecast becomes more exact, additional circuits could be added or removed from our watch lists. Definitions are on the second tab of the spreadsheet.

Not all circuits on the watch list will have their power shut off. We are working to reduce the number of customers affected and weather patterns might change.

Customers on the affected circuits are being notified if they are within two days of the period of concern, or if there has been a change to their status.

Outage maps and other detailed information are available at the following locations:

- Maps showing PSPS boundaries and locations of about Community Resource Centers and Community Crew Vehicles: <https://www.sce.com/outage-center/check-outage-status>
- Public Safety Partner Portal (for emergency officials)
 - <https://publicsafetyportal.sce.com>
 - Email publicsafetyportal@sce.com to request access.
- REST service (web-based password-protected access to GIS layers)
 - SCERestInfo@sce.com to request access.

SCE Contact Information for Public Officials only (DO NOT share with the public)

- **First Responders and Emergency Managers:**
 - Phone: Business Resiliency Duty Manager 24/7 hotline: (800) 674-4478
 - Email: Business Resiliency Duty Manager/emergencies: BusinessResiliencyDutyManager@sce.com **Note: Only monitored during emergency activations.**
- **Government/tribal officials:**
 - Phone Liaison (government relations) 24/7 hotline: 800-737-9811. **Note: Only monitored during emergency activations.**
 - Email SCELiaisonOfficer@sce.com. **Note: Only monitored during emergency activations.**
- **Access and Functional Needs issues:**
 - Phone AFN Liaison Officer 24/7 hotline: 888-588-5552. **Only monitored during emergency activations.**
 - Email: AFNIMT@sce.com. **Note: Only monitored during emergency activations.**

Information available for the general public:

- **SCE Contact Information for the Public: (Please share via web and social media).**
 - Outage specific customer service issues: 800-611-1911
 - Billing and service inquiries: 800-684-8123
- Maps showing PSPS boundaries and locations of about Community Resource Centers and Community Crew Vehicles: <https://www.sce.com/outage-center/check-outage-status>
- General information on PSPS: www.sce.com/pmps
- De-energization and restoration policies: sce.com/pmpsdecisionmaking
- Information on emergency preparedness, customer notifications, customer programs and other resources: www.sce.com/wildfire
- Seven-day PSPS forecasts <https://www.sce.com/wildfire/weather-awareness>
- Fire and weather detection map <https://www.sce.com/wildfire/situational-awareness>

Advanced Initial (72-hour) LNO Notification (Advanced Initial)

Text Language: Important: SCE Advanced Initial Notice for PSPS Event in {County} CO on {Start POC Date}. Please see your inbox for more details.

Email Notification Subject Line and Message

Advanced Initial Notice for PSPS Event starting [start POC DATE] in [COUNTY NAME] as of [current date] [current time] .

COMMENTS:

Public Safety Power Shutoff initial notification for official use: Due to projected fire weather conditions, we may need to shut off power in high fire risk areas in **COUNTY NAME**. Please refer to the attached spreadsheet for status and periods of concern for specific circuits.

Recommended Language to Share with the Public: SCE has informed us they may be calling for a Public Safety Power Shutoff impacting (insert organization name) on (insert date). SCE will notify all customers who may be affected, including Critical Care and Medical Baseline customers. For more info: sce.com/pmps

When the weather improves, and restoration is authorized, crews will inspect and repair the lines and restore power. Typically, this can take up to 8 hours. Restoration can be delayed if damage is found, or daylight is needed for safe aerial or ground patrol. Updates to restoration information will be posted on www.sce.com/pmps and on the Public Safety Partner Portal.

Updated Conditions (Update) Notification

Text Language: Important: SCE Update/Initial Notice for PSPS Event in {County} CO. Please see your inbox for more details.

Notification Subject Line and Message:

SCE Update/Initial Notice for PSPS Event starting [start POC DATE] in [COUNTY NAME] as of [current date] [current time] .

COMMENTS:

Public Safety Power Shut-Off update notification for official use:

Due to projected fire weather conditions, we may need to shut off power in high fire risk areas, in **COUNTY NAME**. Please refer to the attached spreadsheet for status and periods of concern for specific circuits.

Recommended Language to Share with the Public: SCE has informed us there may be a Public Safety Power Shutoff impacting (insert organization name) on (insert date). SCE will notify all customers who may be affected, including Critical Care and Medical Baseline customers. For more info: [sce.com/pmps](https://www.sce.com/pmps)

When the weather improves, and restoration is authorized, crews will inspect and repair the lines and restore power. Typically, this can take up to 8 hours. Restoration can be delayed if damage is found, or daylight is needed for safe aerial or ground patrol. Updates to restoration information will be posted on www.sce.com/pmps and on the Public Safety Partner Portal.

Expected De-Energize Notification (previously: Imminent De-Energization) (PSPS Expected)

Text Language: Important: SCE Expected Shutoff Notice for PSPS Event on {Circuit(s)} Circuit in {County} CO. Please see your inbox for more details.

Email Notification Subject Line and Message:

SCE Expected Shutoff Notice for [CIRCUIT NAME] Circuit for PSPS Event starting [start POC DATE] in [COUNTY NAME] as of [current date] [current time] .

Public Safety Power Shutoff update notification for official use: SCE may need to shut off power in the next 4 hours to reduce the risk of wildfire ignition. Areas that may be impacted include:

- **Circuit:** [CIRCUIT name]
- **County:**
- **Segment:** [if listed]
- **Incorporated City of:**
- **Unincorporated County Area:**
- **COMMENTS:**

Shutoffs may occur earlier or later depending on actual weather conditions. This notice expires after 4 hours; however, the listed circuit(s) will remain on the watch list and will be subject to PSPS until the conclusion of this weather event.

Recommended Language to Share with the Public: SCE has informed us they are likely to call a Public Safety Power Shutoff impacting (insert organization name) within the next four hours. SCE will notify all customers who may be affected. For more info: [sce.com/psps](https://www.sce.com/psps)

When the weather improves, and restoration is authorized, crews will inspect and repair the lines and restore power. Typically, this can take up to 8 hours. Restoration can be delayed if damage is found, or daylight is needed for safe aerial or ground patrol. Updates to restoration information will be posted on www.sce.com/psps and on the Public Safety Partner Portal.

PSPS Shutoff Notification (De-energization notification)

Text Language: Important: SCE PSPS Shutoff Notice for {Circuit(s)} Circuit in {County} CO. Please see your inbox for more details.

Email Notification Subject Line and Message:

SCE PSPS Shutoff Notice for [CIRCUIT NAME] Circuit for PSPS Event starting [start POC DATE] in [COUNTY NAME] as of [current date] [current time] .

Public Safety Power Shutoff update notification for official use: SCE is shutting off power to reduce the risk of wildfire ignition.

Impacted circuits and locations are:

- **Circuit:** [CIRCUIT name]
- **County:** [COUNTY NAME].
- **Segment:**
- **Incorporated City of:** [Incorporated City]
- **Unincorporated County Area:** [unincorporated area description]
- **Comment:**

Recommended Language to Share with the Public: SCE has begun a Public Safety Power Shutoff. SCE notified customers who may be affected, including Critical Care and Medical Baseline customers. For more information visit [sce.com/psps](https://www.sce.com/psps)

When the weather improves, crews will inspect and repair the lines and restore power. Typ When the weather improves, and restoration is authorized, crews will inspect and repair the lines and restore power. Typically, this can take up to 8 hours. Restoration can be delayed if damage is found, or daylight is needed for safe aerial or ground patrol. Updates to restoration information will be posted on www.sce.com/psps and on the Public Safety Partner Portal.

(Preparation for Restoration)

Text Language: Important: SCE Preparation for Restoration {Circuit(s)} Circuit in {County}. Please see your inbox for more details.

Email Notification Subject Line and Message:

Preparation for Restoration [CIRCUIT NAME] Circuit Shutoff Notice for [CIRCUIT NAME] Circuit for PSPS Event starting [start POC DATE] in [COUNTY NAME] as of [current date] [current time] .

Public Safety Power Shutoff update notification for official use: SCE crews are inspecting the following circuits or circuit segments to restore power as soon as it is safe to do so:

- **Circuit:** [CIRCUIT name]
- **Segment(s):** *if entered in Foundry*
- **Incorporated City:** [incorporated city]
- **Unincorporated County Area:** [unincorporated area description]
- **Comments:**

Recommended Language to Share with the Public: SCE has begun patrolling circuits for damage before turning the power back on. It typically takes up to 8 hrs to restore power once the patrol begins. Restoration can be delayed if damage is found, or aerial patrol is needed. For more info visit [sce.com/psps](https://www.sce.com/psps)

When the weather improves, and restoration is authorized, crews will inspect and repair the lines and restore power. Typically, this can take up to 8 hours. Restoration can be delayed if damage is found, or daylight is needed for safe aerial or ground patrol. Updates to restoration information will be posted on www.sce.com/psps and on the Public Safety Partner Portal.

Restore Notification (formerly: RE-ENERGIZE) Restoration Notification

Text Language: Important: SCE Restoration Notice for PSPS Event on {Circuit(s)} Circuit in {County} CO. Please see your inbox for more details.

Email Notification Subject Line and Message:

Important: SCE Restoration Notice for PSPS Event on [CIRCUIT NAME] Circuit Shutoff Notice for [CIRCUIT NAME] Circuit for PSPS Event starting [start POC DATE] in [COUNTY NAME] as of [current date] [current time] .

Public Safety Power Shutoff update notification for official use:

SCE crews have restored power on the following circuit or circuit segments:

- **Circuit:** [CIRCUIT name]
- **Segment(s):** *if entered in Foundry*
- **Incorporated City:** [incorporated city]
- **Unincorporated County Area:** [unincorporated area description]
- **Comment:**

Recommended Language to Share with the Public: SCE has begun turning power back on to circuits. Some areas may be restored sooner than others. For more info visit sce.com/psps

Cancellation no longer in scope

Description: *Sent within two hours after a circuit no longer in scope for PSPS*

Text Language: [Important: SCE PSPS Cancellation {Circuit\(s\)} Circuit in {County} CO. Please see your inbox for more details.](#)

Notification Subject Line and Message:

Important: SCE PSPS Cancellation as of {LNO Authorized Date} {LNO Authorized Time} for PSPS Event {Start POC Date} {Circuit(s)} Circuit in {County} CO.

Public Safety Power Shutoff update notification for official use: Due to improved conditions SCE is no longer planning to shut off power the circuit listed below.

- **Circuit:** [CIRCUIT name]
- **County:**
- **Segment:** [if listed]
- **Incorporated City of:**
- **Unincorporated County Area:**

Language to share with the public: Some customers in our area are no longer in scope for public safety power shutoffs. Check sce.com/outages for more information.

Event Concluded Notification

Text Language Important: SCE PSPS Event Concluded in {County} CO. Please see your inbox for more details.

Email Notification Subject Line and Message:

SCE PSPS Event Concluded in [COUNTY NAME].

Public Safety Power Shutoff update notification for official use:

If customers were de-energized, power has been restored and the PSPS event has concluded.

Recommended Language to Share with the Public: *The public safety power shutoff in your area has concluded. If your power is still out, please visit sce.com/outages for more information.*

Any circuit that was identified for potential PSPS is All Clear and will not be de-energized for this event

Attachment B-PSPS Event Data Workbook



SCE Post-Event Report Data

August 09, 2025 to August 27, 2025

FILE DESCRIPTION

This file includes all tables from the Post Event Report submitted following the De-energization Event.

TABLE OF CONTENTS

SECTION 01: Executive Summary

SECTION 02: Decision Making Process

Table 02: Factors Considered in Decision to De-Energize

Table 03: Circuit Thresholds

Table 04: PSPS Risk vs. Benefit Comparison Tool

SECTION 03: De-Energized Time, Place, Duration and Customers

Table 05: Circuits De-Energized

SECTION 04: Damage and Hazards to Overhead Facilities

SECTION 05: Notifications

Table 07: Notification Timeline

Table 09: Breakdown of Notification Failures

SECTION 06: Local and State Public Safety Partner Engagement

Table 10: Public Safety Partners Contacted

Table 11: Entities Invited to SCE Emergency Operations Center

SECTION 07: Complaints and Claims

Table 12: Count and Nature of Complaints Received

Table 13: Count and Type of Claims Received

SECTION 08: Power Restoration Timeline

SECTION 09: Community Resource Centers

Table 15: Community Resource Centers



SCE Post-Event Report Data

August 09, 2025 to August 27, 2025

SECTION 02: Decision Making Process

Factors Considered in Decision to De-Energize

Circuit De-energized	Sustained Wind Speed			Gust Wind Speed			Fire Potential Index (FPI)		FireRisk Output Ratio
	Activation Threshold	De-energization Threshold	Actual	Activation Threshold	De-energization Threshold	Actual	Threshold	Actual	
BIRCHIM	23	22.09	21.32	35	32.78	34.41	11	13.89	38.48816155
BLEDSE	26	25.03	25.52	39	37.15	31.64	11	10.95	297.2777679
BONANZA	23	22.09	23.48	35	32.78	27.25	11	13.84	107.7378981
CACHUMA	32	30.40	31.06	46	44.08	39.09	12	14.81	37.50305642
CONWAY	26	25.03	17.55	39	37.15	38.87	11	10.79	592.0606584
PICKLE MEADOWS (DS of CONWAY)	N/A	N/A	N/A	N/A	N/A	N/A	N/A	N/A	N/A
ROBINSON CREEK (DS of CONWAY)	N/A	N/A	N/A	N/A	N/A	N/A	N/A	N/A	N/A
STROSNIDER (DS of CONWAY)	N/A	N/A	N/A	N/A	N/A	N/A	N/A	N/A	N/A
FLYING D	23	22.09	19.41	34	32.60	32.59	11	13.62	614.2586397
HUGHES LAKE	25	23.56	24.32	37	34.96	33.46	10	12.19	157.3098864
INTAKE	23	22.09	23.48	34	32.29	27.25	11	13.57	235.0372393
JOHNSONDALE (DS of INTAKE)	N/A	N/A	N/A	N/A	N/A	N/A	N/A	N/A	N/A
KINSEY	25	23.56	24.06	37	34.96	33.61	10	13.64	350.9992828
PENSTOCK	30	28.50	29.35	44	41.33	39.82	10	13.48	51.84208592
PRONGHORN	26	25.03	25.44	39	37.15	35.44	10	10.14	93.86571786
RIDGE	23	22.09	19.19	35	32.78	33.25	10	13.45	179.7566899
TEE VEE	23	21.83	21.97	39	37.15	32.00	11	12.32	2278.546165
TEJON	26	25.03	26.94	39	37.15	35.29	11	10.92	317.5301292
TOLL	29	27.98	14.70	44	41.51	41.57	13	10.23	1080.338859
TUFA	25	23.56	24.48	37	34.96	31.71	11	12.38	323.5089469
TUNGSTEN	26	25.03	26.76	39	37.15	33.68	11	11.21	143.6864697



SCE Post-Event Report Data

August 09, 2025 to August 27, 2025

SECTION 02: Decision Making Process

Circuit Thresholds

Circuit	FPI Threshold Rating	Wind Speed Activation Thresholds		De-Energization Thresholds	
		Sustained Wind	Gust Wind	Sustained Wind	Gust Wind
		Sustained wind speed threshold calculated by IPEMS used for scoping	Gust wind speed threshold calculated by IPEMS used for scoping	Sustained wind speed trigger calculated by IPEMS used for scoping	Gust wind speed trigger calculated by IPEMS used for scoping
BIRCHIM	11	23	35	22.09	32.78
BLEDSE	11	26	39	25.03	37.15
BONANZA	11	23	35	22.09	32.78
CACHUMA	12	32	46	30.40	44.08
CONWAY	11	26	39	25.03	37.15
PICKLE MEADOWS (DS of CONWAY)	N/A	N/A	N/A	N/A	N/A
ROBINSON CREEK (DS of CONWAY)	N/A	N/A	N/A	N/A	N/A
STROSNIDER (DS of CONWAY)	N/A	N/A	N/A	N/A	N/A
FLYING D	11	23	34	22.09	32.60
HUGHES LAKE	10	25	37	23.56	34.96
INTAKE	11	23	34	22.09	32.29
JOHNSONDALE (DS of INTAKE)	N/A	N/A	N/A	N/A	N/A
KINSEY	10	25	37	23.56	34.96
PENSTOCK	10	30	44	28.50	41.33
PRONGHORN	10	26	39	25.03	37.15
RIDGE	10	23	35	22.09	32.78
TEE VEE	11	23	39	21.83	37.15
TEJON	11	26	39	25.03	37.15
TOLL	13	29	44	27.98	41.51
TUFA	11	25	37	23.56	34.96
TUNGSTEN	11	26	39	25.03	37.15



SCE Post-Event Report Data

August 09, 2025 to August 27, 2025

SECTION 02: Decision Making Process

PSPS Risk vs. Benefit Comparison Tool

Circuit	All Customers	Population	AFN/NRCI Multiplier	24 Hour CMI (24 x 60)	FireRisk Acres	FireRisk Buildings	FireRisk Population	PSPS Risk (24 hr Impact-PSPS Model)	Wildfire Risk (24hr Impact-PSPS Model)	FireRisk Output Ratio
BIRCHIM	583	1749	1.18298497	1440	729.9	58	66	0.000122831	0.004727552	38.4881616
BLEDSE	163	489	1.48661796	1440	6040.1	124	77	0.0000351032	0.010435386	297.277768
BONANZA	1279	3837	1.15923334	1440	7719.5	356	414	0.000269003	0.02898186	107.737898
CACHUMA	2510	7530	1.12499754	1440	5136	239	132	0.000544059	0.019748737	37.5030564
CONWAY	27	81	1.45447368	1440	1904.2	41	41	0.000158549	0.003434715	592.060658
PICKLE MEADOWS (DS of CONWAY)	66	198	1.4513342	1440	N/A	N/A	N/A	0.0000141777	N/A	N/A
ROBINSON CREEK (DS of CONWAY)	227	681	1.13787612	1440	N/A	N/A	N/A	0.0000476688	N/A	N/A
STROSNIDER (DS of CONWAY)	432	1296	1.16542197	1440	N/A	N/A	N/A	0.0000909007	N/A	N/A
FLYING D	333	999	1.06556564	1440	7634.4	534	581	0.0000695581	0.042726641	614.25864
HUGHES LAKE	1643	4929	1.19793873	1440	8746.6	680	608	0.000346539	0.054513976	157.309886
INTAKE	308	924	1.08633779	1440	7286.9	182	246	0.0000667210	0.015144472	235.037239
JOHNSONDALE (DS of INTAKE)	11	33	1	1440	N/A	N/A	N/A	0.0000022866	N/A	N/A
KINSEY	111	333	1.34362102	1440	13330.9	86	41	0.0000236606	0.008304839	350.999283
PENSTOCK	2222	6666	1.32160113	1440	6203.1	299	769	0.000472885	0.024515355	51.8420859
PRONGHORN	984	2952	1.24168821	1440	7068.9	237	435	0.000208206	0.019543359	93.8657179
RIDGE	372	1116	1.19685542	1440	7647.5	168	206	0.0000784554	0.014102886	179.75669
TEE VEE	7	21	1.83342105	1440	1325.2	43	23	0.0000015448	0.003519948	2278.54616
TEJON	482	1446	1.2441228	1440	7983.7	401	281	0.000102005	0.032389624	317.530129
TOLL	63	189	1.50163523	1440	6308.6	178	323	0.0000135820	0.014673186	1080.33886
TUFA	114	342	1.31738213	1440	2033.7	97	142	0.0000242540	0.007846399	323.508947
TUNGSTEN	1642	4926	2	1440	13741.7	649	805	0.000367237	0.052672083	143.68647



SCE Post-Event Report Data

August 09, 2025 to August 27, 2025

SECTION 03: De-Energized Time, Place, Duration and Customers

Circuits De-Energized

County	Circuit Name	De-energization Date	De-energization Time (2400)	All Clear Declaration Date	All Clear Declaration Time (2400)	Restoration Date	Restoration Time (2400)	GO 95, Tier HFTD Tier(s) 1,2,3	Distribution / Transmission Classification
INYO, MONO	BIRCHIM	8/12/2025	16:22	8/22/2025	20:47	8/22/2025	21:26	Non HFRA, T2	Distrbution
KERN, LOS ANGELES	BLEDSE	8/11/2025	17:44	8/16/2025	7:09	8/16/2025	9:25	Non HFRA, T3, T2	Distrbution
KERN	BONANZA	8/12/2025	14:06	8/14/2025	22:41	8/14/2025	23:49	T3	Distrbution
SANTA BARBARA	CACHUMA	8/10/2025	20:05	8/12/2025	7:39	8/12/2025	10:29	Non HFRA, T3	Distrbution
MONO	CONWAY	8/12/2025	16:58	8/12/2025	18:14	8/12/2025	21:46	T2	Distrbution
KERN	FLYING D	8/13/2025	16:29	8/21/2025	19:25	8/21/2025	19:53	T3, T2	Distrbution
LOS ANGELES	HUGHES LAKE	8/11/2025	16:05	8/23/2025	14:23	8/23/2025	17:35	Non HFRA, T3, T2	Distrbution
KERN, TULARE	INTAKE	8/12/2025	14:06	8/20/2025	20:44	8/20/2025	22:20	T3, T2	Distrbution
TULARE	JOHNSONDALE	8/12/2025	14:06	8/20/2025	20:44	8/20/2025	22:20	T2	Distrbution
LOS ANGELES	KINSEY	8/11/2025	12:38	8/15/2025	5:43	8/15/2025	10:36	Non HFRA, T2	Distrbution
SAN BERNARDINO	PENSTOCK	8/14/2025	15:17	8/24/2025	7:24	8/24/2025	9:52	Non HFRA, T3, T2	Distrbution
MONO	PICKLE MEADOWS	8/12/2025	16:33	8/13/2025	6:03	8/13/2025	10:27	T2	Distrbution
LOS ANGELES	PRONGHORN	8/23/2025	11:19	8/23/2025	13:45	8/23/2025	17:47	Non HFRA, T3, T2	Distrbution
KERN, LOS ANGELES	RIDGE	8/12/2025	15:44	8/14/2025	10:17	8/14/2025	12:42	T2	Distrbution
MONO	ROBINSON CREEK	8/12/2025	16:58	8/13/2025	6:03	8/13/2025	11:04	Non HFRA, T2	Distrbution
MONO	STROSNIDER	8/12/2025	16:58	8/12/2025	18:14	8/12/2025	23:34	Non HFRA, T2	Distrbution
KERN	TEE VEE	8/13/2025	15:29	8/14/2025	0:19	8/14/2025	4:19	T3	Distrbution
KERN, LOS ANGELES	TEJON	8/11/2025	13:20	8/23/2025	14:51	8/23/2025	18:41	Non HFRA, T2	Distrbution
RIVERSIDE	TOLL	8/14/2025	19:36	8/14/2025	22:58	8/15/2025	1:14	Non HFRA, T2	Distrbution
MONO	TUFA	8/12/2025	17:13	8/13/2025	6:02	8/13/2025	8:56	Non HFRA, T2	Distrbution
KERN	TUNGSTEN	8/11/2025	19:51	8/21/2025	21:06	8/21/2025	21:43	T3	Distrbution

Circuits De-Energized (cont.)								
County	Circuit Name	Residential Customers De-energized	Commercial / Industrial customers De-energized	Medical Baseline customers De-energized	AFN other than MBL customers De-energized	Total customers De-energized	GO 95, Tier HFTD Tier(s) 1,2,3	Other Customers
INYO, MONO	BIRCHIM	560	19	10	127	579	Non HFRA, T2	0
KERN, LOS ANGELES	BLEDSON	124	38	7	36	162	Non HFRA, T3, T2	0
KERN	BONANZA	1187	81	39	296	1268	T3	0
SANTA BARBARA	CACHUMA	177	12	5	39	189	Non HFRA, T3	0
MONO	CONWAY	21	6	0	0	27	T2	0
KERN	FLYING D	29	1	3	9	30	T3, T2	0
LOS ANGELES	HUGHES LAKE	1568	73	54	429	1641	Non HFRA, T3, T2	0
KERN, TULARE	INTAKE	295	10	2	142	305	T3, T2	0
TULARE	JOHNSONDALE	11	0	0	1	11	T2	0
LOS ANGELES	KINSEY	63	47	0	10	110	Non HFRA, T2	0
SAN BERNARDINO	PENSTOCK	92	19	4	30	111	Non HFRA, T3, T2	0
MONO	PICKLE MEADOWS	46	21	1	8	67	T2	0
LOS ANGELES	PRONGHORN	728	19	27	218	747	Non HFRA, T3, T2	0
KERN, LOS ANGELES	RIDGE	343	29	11	112	372	T2	0
MONO	ROBINSON CREEK	223	4	2	34	227	Non HFRA, T2	0
MONO	STROSNIDER	378	53	1	87	431	Non HFRA, T2	0
KERN	TEE VEE	3	4	0	0	7	T3	0
KERN, LOS ANGELES	TEJON	449	32	19	170	481	Non HFRA, T2	0
RIVERSIDE	TOLL	15	7	0	5	22	Non HFRA, T2	0
MONO	TUFA	0	1	0	0	1	Non HFRA, T2	0
KERN	TUNGSTEN	62	3	4	19	65	T3	0

Circuits De-Energized (PG&E Shared Customers)									
County	Circuit Name	De-energization Date	De-energization Time (2400)	All Clear Declaration	All Clear Declaration Time	Restoration Date	Restoration Time (2400)	GO 95, Tier HFTD	Distribution / Transmission
SANTA BARBARA	CACHUMA	8/10/2025	20:05	8/12/2025	7:39	8/12/2025	10:29	Non HFRA, T3	Distrbution

Circuits De-Energized (cont.) (PG&E Shared Customers)								
County	Circuit Name	Residential Customers	Commercial /	Medical	AFN other than	Total customers	GO 95, Tier	Other Customers
SANTA BARBARA	CACHUMA	1	0	0	0	1	Non HFRA, T3	0



SCE Post-Event Report Data

August 09, 2025 to August 27, 2025

SECTION 05: Notifications

Notification Timeline					
Event Order	Notification Type	Requirement Timeline	Notification Sent To	Approximate Time Sent	Notes
	Initial Notice for PSPS Event (Advanced Initial or Initial)	72-48 hours	Public Safety Partners excluding	8/9/2025 15:22	
			Public Safety Partners excluding	8/10/2025 13:05	
			Public Safety Partners excluding	8/10/2025 23:40	
			Public Safety Partners excluding	8/11/2025 16:11	
			Public Safety Partners excluding	8/12/2025 1:06	
			Public Safety Partners excluding	8/12/2025 16:01	
			Public Safety Partners excluding	8/13/2025 0:46	
			Public Safety Partners excluding	8/13/2025 15:36	
			Public Safety Partners excluding	8/13/2025 23:40	
			Public Safety Partners excluding	8/14/2025 13:37	
			Public Safety Partners excluding	8/14/2025 23:28	
			Public Safety Partners excluding	8/15/2025 12:27	
			Public Safety Partners excluding	8/16/2025 11:36	
			Public Safety Partners excluding	8/17/2025 11:15	
			Public Safety Partners excluding	8/17/2025 23:19	
			Public Safety Partners excluding	8/18/2025 12:57	
			Public Safety Partners excluding	8/18/2025 22:40	
			Public Safety Partners excluding	8/19/2025 11:35	
			Public Safety Partners excluding	8/20/2025 0:11	
			Public Safety Partners excluding	8/20/2025 11:30	
			Public Safety Partners excluding	8/21/2025 2:48	
			Public Safety Partners excluding	8/21/2025 11:30	
			Public Safety Partners excluding	8/21/2025 23:36	
			Public Safety Partners excluding	8/22/2025 10:43	
			Public Safety Partners excluding	8/22/2025 23:13	
			Critical Facilities & Infrastructure	8/8/2025 12:42	
			Critical Facilities & Infrastructure	8/9/2025 15:23	
			Critical Facilities & Infrastructure	8/9/2025 15:25	
			Critical Facilities & Infrastructure	8/10/2025 13:06	
			Critical Facilities & Infrastructure	8/12/2025 1:07	
			Critical Facilities & Infrastructure	8/12/2025 15:45	
			Critical Facilities & Infrastructure	8/15/2025 12:21	
			Critical Facilities & Infrastructure	8/17/2025 22:40	
			Critical Facilities & Infrastructure	8/18/2025 22:21	
			Critical Facilities & Infrastructure	8/19/2025 11:28	
			Critical Facilities & Infrastructure	8/21/2025 11:23	
			Critical Facilities & Infrastructure	8/21/2025 11:24	
			Critical Facilities & Infrastructure	8/21/2025 23:37	
			Critical Facilities & Infrastructure	8/23/2025 12:07	
			Critical Facilities & Infrastructure	8/24/2025 11:33	
			All other affected customers	8/8/2025 12:42	
			All other affected customers	8/9/2025 15:23	
			All other affected customers	8/9/2025 15:25	
			All other affected customers	8/10/2025 13:06	
			All other affected customers	8/12/2025 1:07	
			All other affected customers	8/12/2025 15:45	
			All other affected customers	8/13/2025 15:16	



SCE Post-Event Report Data

August 09, 2025 to August 27, 2025

SECTION 05: Notifications

Notification Timeline					
Event Order	Notification Type	Requirement Timeline	Notification Sent To	Approximate Time Sent	Notes
			All other affected customers	8/14/2025 23:06	
			All other affected customers	8/15/2025 12:21	
			All other affected customers	8/16/2025 10:45	
			All other affected customers	8/17/2025 22:40	
			All other affected customers	8/18/2025 22:21	
			All other affected customers	8/19/2025 11:28	
			All other affected customers	8/21/2025 11:23	
			All other affected customers	8/21/2025 11:24	
			All other affected customers	8/21/2025 23:37	
			All other affected customers	8/22/2025 23:06	
			All other affected customers	8/23/2025 12:07	
			All other affected customers	8/23/2025 23:47	
			All other affected customers	8/24/2025 11:33	
			Public Safety Partners excluding Critical Facilities and Infrastructure	8/11/2025 16:11	
			Public Safety Partners excluding Critical Facilities and Infrastructure	8/12/2025 1:06	
			Public Safety Partners excluding Critical Facilities and Infrastructure	8/12/2025 16:01	
			Public Safety Partners excluding Critical Facilities and Infrastructure	8/13/2025 0:46	
			Public Safety Partners excluding Critical Facilities and Infrastructure	8/13/2025 15:36	
			Public Safety Partners excluding Critical Facilities and Infrastructure	8/13/2025 23:40	
			Public Safety Partners excluding Critical Facilities and Infrastructure	8/14/2025 13:37	
			Public Safety Partners excluding Critical Facilities and Infrastructure	8/14/2025 23:28	
			Public Safety Partners excluding Critical Facilities and Infrastructure	8/15/2025 12:27	
			Public Safety Partners excluding Critical Facilities and Infrastructure	8/17/2025 11:15	
			Public Safety Partners excluding Critical Facilities and Infrastructure	8/17/2025 23:19	
			Public Safety Partners excluding Critical Facilities and Infrastructure	8/18/2025 12:57	
			Public Safety Partners excluding Critical Facilities and Infrastructure	8/19/2025 11:35	
			Public Safety Partners excluding Critical Facilities and Infrastructure	8/20/2025 0:11	
			Public Safety Partners excluding Critical Facilities and Infrastructure	8/20/2025 11:30	
			Public Safety Partners excluding Critical Facilities and Infrastructure	8/21/2025 2:48	
			Public Safety Partners excluding Critical Facilities and Infrastructure	8/21/2025 11:30	
			Public Safety Partners excluding Critical Facilities and Infrastructure	8/21/2025 23:36	



SCE Post-Event Report Data

August 09, 2025 to August 27, 2025

SECTION 05: Notifications

Notification Timeline					
Event Order	Notification Type	Requirement Timeline	Notification Sent To	Approximate Time Sent	Notes
			Public Safety Partners excluding Critical Facilities and	8/22/2025 10:43	
			Public Safety Partners excluding Critical Facilities and	8/22/2025 23:13	
			Public Safety Partners excluding Critical Facilities and	8/23/2025 12:12	
			Public Safety Partners excluding Critical Facilities and	8/23/2025 12:30	
			Public Safety Partners excluding Critical Facilities and	8/23/2025 23:43	
			Critical Facilities & Infrastructure	8/9/2025 15:23	
			Critical Facilities & Infrastructure	8/10/2025 13:06	
			Critical Facilities & Infrastructure	8/10/2025 23:46	
			Critical Facilities & Infrastructure	8/11/2025 16:11	
			Critical Facilities & Infrastructure	8/11/2025 16:16	
			Critical Facilities & Infrastructure	8/12/2025 1:07	
			Critical Facilities & Infrastructure	8/12/2025 1:18	
			Critical Facilities & Infrastructure	8/12/2025 15:52	
			Critical Facilities & Infrastructure	8/12/2025 16:00	
			Critical Facilities & Infrastructure	8/12/2025 16:01	
			Critical Facilities & Infrastructure	8/12/2025 16:12	
			Critical Facilities & Infrastructure	8/12/2025 16:13	
			Critical Facilities & Infrastructure	8/12/2025 16:14	
			Critical Facilities & Infrastructure	8/12/2025 16:24	
			Critical Facilities & Infrastructure	8/12/2025 16:28	
			Critical Facilities & Infrastructure	8/13/2025 15:51	
			Critical Facilities & Infrastructure	8/13/2025 15:52	
			Critical Facilities & Infrastructure	8/13/2025 15:54	
			Critical Facilities & Infrastructure	8/13/2025 15:59	
			Critical Facilities & Infrastructure	8/13/2025 16:11	
			Critical Facilities & Infrastructure	8/13/2025 23:56	
			Critical Facilities & Infrastructure	8/14/2025 13:41	
			Critical Facilities & Infrastructure	8/14/2025 13:45	
			Critical Facilities & Infrastructure	8/14/2025 13:49	
			Critical Facilities & Infrastructure	8/14/2025 13:53	
			Critical Facilities & Infrastructure	8/14/2025 14:07	
			Critical Facilities & Infrastructure	8/14/2025 14:31	
			Critical Facilities & Infrastructure	8/15/2025 12:54	
			Critical Facilities & Infrastructure	8/16/2025 10:45	
			Critical Facilities & Infrastructure	8/17/2025 10:52	
			Critical Facilities & Infrastructure	8/17/2025 22:40	
			Critical Facilities & Infrastructure	8/18/2025 12:57	
			Critical Facilities & Infrastructure	8/18/2025 22:21	
			Critical Facilities & Infrastructure	8/18/2025 22:22	
			Critical Facilities & Infrastructure	8/19/2025 11:28	
			Critical Facilities & Infrastructure	8/20/2025 0:10	
			Critical Facilities & Infrastructure	8/20/2025 11:02	
			Critical Facilities & Infrastructure	8/20/2025 11:04	
			Critical Facilities & Infrastructure	8/20/2025 11:37	
			Critical Facilities & Infrastructure	8/21/2025 11:25	



SCE Post-Event Report Data

August 09, 2025 to August 27, 2025

SECTION 05: Notifications

Notification Timeline					
Event Order	Notification Type	Requirement Timeline	Notification Sent To	Approximate Time Sent	Notes
			Critical Facilities & Infrastructure	8/21/2025 23:37	
			Critical Facilities & Infrastructure	8/22/2025 10:44	
			Critical Facilities & Infrastructure	8/23/2025 12:07	
			Critical Facilities & Infrastructure	8/24/2025 11:33	
			Critical Facilities & Infrastructure	8/25/2025 10:38	
			Critical Facilities & Infrastructure	8/26/2025 10:58	
			All other affected customers	8/9/2025 15:23	
			All other affected customers	8/10/2025 13:06	
			All other affected customers	8/10/2025 23:46	
			All other affected customers	8/11/2025 16:11	
			All other affected customers	8/11/2025 16:16	
			All other affected customers	8/11/2025 16:19	
			All other affected customers	8/12/2025 1:07	
			All other affected customers	8/12/2025 1:18	
			All other affected customers	8/12/2025 15:52	
			All other affected customers	8/12/2025 16:00	
			All other affected customers	8/12/2025 16:01	
			All other affected customers	8/12/2025 16:12	
			All other affected customers	8/12/2025 16:13	
			All other affected customers	8/12/2025 16:14	
			All other affected customers	8/12/2025 16:24	
			All other affected customers	8/12/2025 16:28	
			All other affected customers	8/13/2025 15:51	
			All other affected customers	8/13/2025 15:52	
			All other affected customers	8/13/2025 15:54	
			All other affected customers	8/13/2025 15:59	
			All other affected customers	8/13/2025 16:11	
			All other affected customers	8/13/2025 23:56	
			All other affected customers	8/14/2025 13:41	
			All other affected customers	8/14/2025 13:45	
			All other affected customers	8/14/2025 13:49	
			All other affected customers	8/14/2025 13:53	
			All other affected customers	8/14/2025 14:07	
			All other affected customers	8/14/2025 14:31	
			All other affected customers	8/15/2025 12:54	
			All other affected customers	8/15/2025 12:58	
			All other affected customers	8/16/2025 10:45	
			All other affected customers	8/17/2025 10:52	
			All other affected customers	8/17/2025 22:40	
			All other affected customers	8/18/2025 12:57	
			All other affected customers	8/18/2025 22:21	
			All other affected customers	8/18/2025 22:22	
			All other affected customers	8/19/2025 11:28	
			All other affected customers	8/20/2025 0:10	
			All other affected customers	8/20/2025 11:02	



SCE Post-Event Report Data

August 09, 2025 to August 27, 2025

SECTION 05: Notifications

Notification Timeline					
Event Order	Notification Type	Requirement Timeline	Notification Sent To	Approximate Time Sent	Notes
			All other affected customers	8/20/2025 11:04	
			All other affected customers	8/20/2025 11:37	
			All other affected customers	8/21/2025 11:25	
			All other affected customers	8/21/2025 23:37	
			All other affected customers	8/22/2025 10:44	
			All other affected customers	8/23/2025 12:07	



SCE Post-Event Report Data

August 09, 2025 to August 27, 2025

SECTION 05: Notifications

Notification Timeline					
Event Order	Notification Type	Requirement Timeline	Notification Sent To	Approximate Time Sent	Notes
Pre-De-Energization (prior)			All other affected customers	8/24/2025 11:33	
			All other affected customers	8/25/2025 10:38	
			All other affected customers	8/26/2025 10:58	
			Public Safety Partners excluding Critical Facilities and	8/11/2025 10:37	
			Public Safety Partners excluding Critical Facilities and	8/11/2025 12:16	
			Public Safety Partners excluding Critical Facilities and	8/11/2025 12:25	
			Public Safety Partners excluding Critical Facilities and	8/11/2025 13:57	
			Public Safety Partners excluding Critical Facilities and	8/11/2025 13:58	
			Public Safety Partners excluding Critical Facilities and	8/11/2025 14:03	
			Public Safety Partners excluding Critical Facilities and	8/11/2025 14:34	
			Public Safety Partners excluding Critical Facilities and	8/11/2025 14:56	
			Public Safety Partners excluding Critical Facilities and	8/11/2025 16:58	
			Public Safety Partners excluding Critical Facilities and	8/11/2025 17:13	
			Public Safety Partners excluding Critical Facilities and	8/12/2025 3:09	
			Public Safety Partners excluding Critical Facilities and	8/12/2025 12:54	
			Public Safety Partners excluding Critical Facilities and	8/12/2025 13:34	
			Public Safety Partners excluding Critical Facilities and	8/12/2025 14:03	
			Public Safety Partners excluding Critical Facilities and	8/12/2025 16:11	
			Public Safety Partners excluding Critical Facilities and	8/13/2025 10:55	
			Public Safety Partners excluding Critical Facilities and	8/13/2025 11:45	
			Public Safety Partners excluding Critical Facilities and	8/13/2025 13:45	
			Public Safety Partners excluding Critical Facilities and	8/13/2025 14:07	
			Public Safety Partners excluding Critical Facilities and	8/13/2025 14:08	
			Public Safety Partners excluding Critical Facilities and	8/13/2025 15:13	
			Public Safety Partners excluding Critical Facilities and	8/13/2025 15:21	
			Public Safety Partners excluding Critical Facilities and	8/13/2025 15:54	
			Public Safety Partners excluding Critical Facilities and	8/14/2025 11:25	
			Public Safety Partners excluding Critical Facilities and	8/14/2025 12:44	
			Public Safety Partners excluding Critical Facilities and	8/14/2025 13:22	
			Public Safety Partners excluding Critical Facilities and	8/14/2025 13:54	
			Public Safety Partners excluding Critical Facilities and	8/14/2025 13:56	
			Public Safety Partners excluding Critical Facilities and	8/14/2025 15:42	



SCE Post-Event Report Data

August 09, 2025 to August 27, 2025

SECTION 05: Notifications

Notification Timeline					
Event Order	Notification Type	Requirement Timeline	Notification Sent To	Approximate Time Sent	Notes
			Public Safety Partners excluding Critical Facilities and	8/15/2025 13:14	
			Public Safety Partners excluding Critical Facilities and	8/15/2025 16:34	
			Public Safety Partners excluding Critical Facilities and	8/15/2025 19:26	
			Public Safety Partners excluding Critical Facilities and	8/16/2025 13:19	
			Public Safety Partners excluding Critical Facilities and	8/16/2025 15:24	
			Public Safety Partners excluding Critical Facilities and	8/18/2025 15:14	
			Public Safety Partners excluding Critical Facilities and	8/19/2025 15:04	
			Public Safety Partners excluding Critical Facilities and	8/20/2025 10:34	
			Public Safety Partners excluding Critical Facilities and	8/20/2025 15:04	
			Public Safety Partners excluding Critical Facilities and	8/20/2025 15:30	
			Public Safety Partners excluding Critical Facilities and	8/20/2025 15:32	
			Public Safety Partners excluding Critical Facilities and	8/22/2025 19:45	
			Critical Facilities & Infrastructure	8/10/2025 19:27	
			Critical Facilities & Infrastructure	8/11/2025 13:25	
			Critical Facilities & Infrastructure	8/11/2025 13:56	
			Critical Facilities & Infrastructure	8/11/2025 13:59	
			Critical Facilities & Infrastructure	8/11/2025 14:02	
			Critical Facilities & Infrastructure	8/11/2025 14:34	
			Critical Facilities & Infrastructure	8/11/2025 14:56	
			Critical Facilities & Infrastructure	8/11/2025 16:57	
			Critical Facilities & Infrastructure	8/11/2025 17:05	
			Critical Facilities & Infrastructure	8/11/2025 17:16	
			Critical Facilities & Infrastructure	8/12/2025 3:08	
			Critical Facilities & Infrastructure	8/12/2025 12:54	
			Critical Facilities & Infrastructure	8/12/2025 13:34	
			Critical Facilities & Infrastructure	8/12/2025 15:32	
			Critical Facilities & Infrastructure	8/12/2025 15:35	
			Critical Facilities & Infrastructure	8/12/2025 16:12	
			Critical Facilities & Infrastructure	8/12/2025 16:17	
			Critical Facilities & Infrastructure	8/12/2025 16:24	
			Critical Facilities & Infrastructure	8/13/2025 10:57	
			Critical Facilities & Infrastructure	8/13/2025 11:45	



SCE Post-Event Report Data

August 09, 2025 to August 27, 2025

SECTION 05: Notifications

Notification Timeline					
Event Order	Notification Type	Requirement Timeline	Notification Sent To	Approximate Time Sent	Notes
	Imminent De-Energize (Expected)	4-1 Hour	Critical Facilities & Infrastructure	8/13/2025 13:20	
			Critical Facilities & Infrastructure	8/13/2025 13:48	
			Critical Facilities & Infrastructure	8/13/2025 15:14	
			Critical Facilities & Infrastructure	8/13/2025 15:20	
			Critical Facilities & Infrastructure	8/13/2025 15:48	
			Critical Facilities & Infrastructure	8/13/2025 17:33	
			Critical Facilities & Infrastructure	8/13/2025 20:16	
			Critical Facilities & Infrastructure	8/14/2025 11:25	
			Critical Facilities & Infrastructure	8/14/2025 13:23	
			Critical Facilities & Infrastructure	8/14/2025 13:29	
			Critical Facilities & Infrastructure	8/14/2025 13:55	
			Critical Facilities & Infrastructure	8/14/2025 13:56	
			Critical Facilities & Infrastructure	8/14/2025 14:54	
			Critical Facilities & Infrastructure	8/14/2025 19:17	
			Critical Facilities & Infrastructure	8/15/2025 16:34	
			Critical Facilities & Infrastructure	8/19/2025 15:05	
			Critical Facilities & Infrastructure	8/20/2025 15:33	
			Critical Facilities & Infrastructure	8/20/2025 15:37	
			Critical Facilities & Infrastructure	8/20/2025 18:28	
			Critical Facilities & Infrastructure	8/21/2025 11:23	
			Critical Facilities & Infrastructure	8/21/2025 11:24	
			Critical Facilities & Infrastructure	8/21/2025 14:44	
			Critical Facilities & Infrastructure	8/22/2025 18:57	
			Critical Facilities & Infrastructure	8/23/2025 11:39	
			All other affected customers	8/10/2025 19:27	
			All other affected customers	8/11/2025 10:36	
			All other affected customers	8/11/2025 13:25	
			All other affected customers	8/11/2025 13:56	
			All other affected customers	8/11/2025 13:59	
			All other affected customers	8/11/2025 14:02	
			All other affected customers	8/11/2025 14:34	
			All other affected customers	8/11/2025 16:57	



SCE Post-Event Report Data

August 09, 2025 to August 27, 2025

SECTION 05: Notifications

Notification Timeline					
Event Order	Notification Type	Requirement Timeline	Notification Sent To	Approximate Time Sent	Notes
			All other affected customers	8/11/2025 17:05	
			All other affected customers	8/11/2025 17:16	
			All other affected customers	8/12/2025 3:08	
			All other affected customers	8/12/2025 12:54	
			All other affected customers	8/12/2025 13:34	
			All other affected customers	8/12/2025 15:32	
			All other affected customers	8/12/2025 15:35	
			All other affected customers	8/12/2025 16:12	
			All other affected customers	8/12/2025 16:17	
			All other affected customers	8/12/2025 16:24	
			All other affected customers	8/13/2025 10:57	
			All other affected customers	8/13/2025 11:45	
			All other affected customers	8/13/2025 13:20	
			All other affected customers	8/13/2025 13:48	
			All other affected customers	8/13/2025 15:14	
			All other affected customers	8/13/2025 15:20	
			All other affected customers	8/13/2025 15:48	
			All other affected customers	8/13/2025 17:33	
			All other affected customers	8/13/2025 20:16	
			All other affected customers	8/14/2025 11:25	
			All other affected customers	8/14/2025 13:23	
			All other affected customers	8/14/2025 13:25	



SCE Post-Event Report Data

August 09, 2025 to August 27, 2025

SECTION 05: Notifications

Notification Timeline					
Event Order	Notification Type	Requirement Timeline	Notification Sent To	Approximate Time Sent	Notes
			All other affected customers	8/14/2025 13:29	
			All other affected customers	8/14/2025 13:55	
			All other affected customers	8/14/2025 13:56	
			All other affected customers	8/14/2025 14:54	
			All other affected customers	8/14/2025 15:40	
			All other affected customers	8/14/2025 19:17	
			All other affected customers	8/15/2025 13:44	
			All other affected customers	8/15/2025 16:34	
			All other affected customers	8/18/2025 15:14	
			All other affected customers	8/19/2025 15:05	
			All other affected customers	8/20/2025 15:13	
			All other affected customers	8/20/2025 15:33	
			All other affected customers	8/20/2025 15:37	
			All other affected customers	8/20/2025 18:28	
			All other affected customers	8/21/2025 11:23	
			All other affected customers	8/21/2025 11:24	
			All other affected customers	8/21/2025 14:44	
			All other affected customers	8/22/2025 18:57	
			All other affected customers	8/23/2025 11:39	
			All other affected customers	8/23/2025 11:41	
			All other affected customers	8/23/2025 13:19	
			Public Safety Partners excluding Critical Facilities and Infrastructure	8/10/2025 19:57	
			Public Safety Partners excluding Critical Facilities and Infrastructure	8/10/2025 23:24	
			Public Safety Partners excluding Critical Facilities and Infrastructure	8/11/2025 12:35	
			Public Safety Partners excluding Critical Facilities and Infrastructure	8/11/2025 12:50	
			Public Safety Partners excluding Critical Facilities and Infrastructure	8/11/2025 13:16	
			Public Safety Partners excluding Critical Facilities and Infrastructure	8/11/2025 16:03	
			Public Safety Partners excluding Critical Facilities and Infrastructure	8/11/2025 17:46	
			Public Safety Partners excluding Critical Facilities and Infrastructure	8/11/2025 18:17	



SCE Post-Event Report Data

August 09, 2025 to August 27, 2025

SECTION 05: Notifications

Notification Timeline					
Event Order	Notification Type	Requirement Timeline	Notification Sent To	Approximate Time Sent	Notes
			Public Safety Partners excluding Critical Facilities and Infrastructure	8/11/2025 18:51	
			Public Safety Partners excluding Critical Facilities and Infrastructure	8/12/2025 2:04	
			Public Safety Partners excluding Critical Facilities and Infrastructure	8/12/2025 13:17	
			Public Safety Partners excluding Critical Facilities and Infrastructure	8/12/2025 14:08	
			Public Safety Partners excluding Critical Facilities and Infrastructure	8/12/2025 15:02	
			Public Safety Partners excluding Critical Facilities and Infrastructure	8/12/2025 15:44	
			Public Safety Partners excluding Critical Facilities and Infrastructure	8/12/2025 16:18	
			Public Safety Partners excluding Critical Facilities and Infrastructure	8/12/2025 16:26	
			Public Safety Partners excluding Critical Facilities and Infrastructure	8/12/2025 16:43	
			Public Safety Partners excluding Critical Facilities and Infrastructure	8/12/2025 16:56	
			Public Safety Partners excluding Critical Facilities and Infrastructure	8/13/2025 12:09	
			Public Safety Partners excluding Critical Facilities and Infrastructure	8/13/2025 12:47	
			Public Safety Partners excluding Critical Facilities and Infrastructure	8/13/2025 14:45	
			Public Safety Partners excluding Critical Facilities and Infrastructure	8/13/2025 15:35	
			Public Safety Partners excluding Critical Facilities and Infrastructure	8/13/2025 15:39	
			Public Safety Partners excluding Critical Facilities and Infrastructure	8/13/2025 15:54	
			Public Safety Partners excluding Critical Facilities and Infrastructure	8/13/2025 16:30	
			Public Safety Partners excluding Critical Facilities and Infrastructure	8/13/2025 16:37	
			Public Safety Partners excluding Critical Facilities and Infrastructure	8/13/2025 22:45	
			Public Safety Partners excluding Critical Facilities and Infrastructure	8/14/2025 13:34	
			Public Safety Partners excluding Critical Facilities and Infrastructure	8/14/2025 16:44	
			Public Safety Partners excluding Critical Facilities and Infrastructure	8/14/2025 17:16	
			Public Safety Partners excluding Critical Facilities and Infrastructure	8/14/2025 17:19	



SCE Post-Event Report Data

August 09, 2025 to August 27, 2025

SECTION 05: Notifications

Notification Timeline					
Event Order	Notification Type	Requirement Timeline	Notification Sent To	Approximate Time Sent	Notes
			Public Safety Partners excluding Critical Facilities and Infrastructure	8/14/2025 18:04	
			Public Safety Partners excluding Critical Facilities and Infrastructure	8/14/2025 19:25	
			Public Safety Partners excluding Critical Facilities and Infrastructure	8/14/2025 19:34	
			Public Safety Partners excluding Critical Facilities and Infrastructure	8/15/2025 14:44	
			Public Safety Partners excluding Critical Facilities and Infrastructure	8/15/2025 16:24	
			Public Safety Partners excluding Critical Facilities and Infrastructure	8/15/2025 16:45	
			Public Safety Partners excluding Critical Facilities and Infrastructure	8/16/2025 15:37	
			Public Safety Partners excluding Critical Facilities and Infrastructure	8/19/2025 19:16	
			Public Safety Partners excluding Critical Facilities and Infrastructure	8/20/2025 15:17	
			Public Safety Partners excluding Critical Facilities and Infrastructure	8/20/2025 15:30	
			Public Safety Partners excluding Critical Facilities and Infrastructure	8/20/2025 18:30	
			Public Safety Partners excluding Critical Facilities and Infrastructure	8/21/2025 16:41	
			Public Safety Partners excluding Critical Facilities and Infrastructure	8/21/2025 17:45	
			Public Safety Partners excluding Critical Facilities and Infrastructure	8/22/2025 15:17	
			Public Safety Partners excluding Critical Facilities and Infrastructure	8/22/2025 15:34	
			Public Safety Partners excluding Critical Facilities and Infrastructure	8/23/2025 9:42	
			Public Safety Partners excluding Critical Facilities and Infrastructure	8/23/2025 10:35	
			Public Safety Partners excluding Critical Facilities and Infrastructure	8/23/2025 11:18	
			Critical Facilities & Infrastructure	8/10/2025 19:57	
			Critical Facilities & Infrastructure	8/10/2025 23:24	
			Critical Facilities & Infrastructure	8/11/2025 12:35	
			Critical Facilities & Infrastructure	8/11/2025 12:50	
			Critical Facilities & Infrastructure	8/11/2025 13:17	
			Critical Facilities & Infrastructure	8/11/2025 16:10	
			Critical Facilities & Infrastructure	8/11/2025 17:46	
			Critical Facilities & Infrastructure	8/11/2025 18:17	
			Critical Facilities & Infrastructure	8/11/2025 18:51	
			Critical Facilities & Infrastructure	8/12/2025 2:05	
			Critical Facilities & Infrastructure	8/12/2025 13:23	



SCE Post-Event Report Data

August 09, 2025 to August 27, 2025

SECTION 05: Notifications

Notification Timeline					
Event Order	Notification Type	Requirement Timeline	Notification Sent To	Approximate Time Sent	Notes
In-Event (during)	De-Energized (Shutoff)	De-energization	Critical Facilities & Infrastructure	8/12/2025 14:08	
			Critical Facilities & Infrastructure	8/12/2025 15:04	
			Critical Facilities & Infrastructure	8/12/2025 15:44	
			Critical Facilities & Infrastructure	8/12/2025 15:45	
			Critical Facilities & Infrastructure	8/12/2025 16:18	
			Critical Facilities & Infrastructure	8/12/2025 16:26	
			Critical Facilities & Infrastructure	8/12/2025 16:27	
			Critical Facilities & Infrastructure	8/12/2025 16:57	
			Critical Facilities & Infrastructure	8/13/2025 11:08	
			Critical Facilities & Infrastructure	8/13/2025 11:09	
			Critical Facilities & Infrastructure	8/13/2025 12:46	
			Critical Facilities & Infrastructure	8/13/2025 14:48	
			Critical Facilities & Infrastructure	8/13/2025 15:38	
			Critical Facilities & Infrastructure	8/13/2025 15:55	
			Critical Facilities & Infrastructure	8/13/2025 16:29	
			Critical Facilities & Infrastructure	8/13/2025 16:37	
			Critical Facilities & Infrastructure	8/13/2025 16:46	
			Critical Facilities & Infrastructure	8/13/2025 18:35	
			Critical Facilities & Infrastructure	8/13/2025 22:45	
			Critical Facilities & Infrastructure	8/14/2025 11:03	
			Critical Facilities & Infrastructure	8/14/2025 13:36	
			Critical Facilities & Infrastructure	8/14/2025 13:39	
			Critical Facilities & Infrastructure	8/14/2025 13:41	
			Critical Facilities & Infrastructure	8/14/2025 15:15	
			Critical Facilities & Infrastructure	8/14/2025 15:26	
			Critical Facilities & Infrastructure	8/14/2025 16:45	
			Critical Facilities & Infrastructure	8/14/2025 17:15	
			Critical Facilities & Infrastructure	8/14/2025 17:19	
			Critical Facilities & Infrastructure	8/14/2025 18:05	
			Critical Facilities & Infrastructure	8/14/2025 19:26	
			Critical Facilities & Infrastructure	8/14/2025 19:39	
			Critical Facilities & Infrastructure	8/15/2025 12:22	
			Critical Facilities & Infrastructure	8/15/2025 14:44	
			Critical Facilities & Infrastructure	8/15/2025 15:05	
			Critical Facilities & Infrastructure	8/15/2025 15:39	
			Critical Facilities & Infrastructure	8/15/2025 16:25	



SCE Post-Event Report Data

August 09, 2025 to August 27, 2025

SECTION 05: Notifications

Notification Timeline					
Event Order	Notification Type	Requirement Timeline	Notification Sent To	Approximate Time Sent	Notes
			Critical Facilities & Infrastructure	8/15/2025 16:45	
			Critical Facilities & Infrastructure	8/16/2025 15:38	
			Critical Facilities & Infrastructure	8/20/2025 15:17	
			Critical Facilities & Infrastructure	8/20/2025 15:19	
			Critical Facilities & Infrastructure	8/20/2025 15:28	
			Critical Facilities & Infrastructure	8/20/2025 18:30	
			Critical Facilities & Infrastructure	8/21/2025 16:41	
			Critical Facilities & Infrastructure	8/22/2025 15:17	
			Critical Facilities & Infrastructure	8/22/2025 15:26	
			Critical Facilities & Infrastructure	8/22/2025 15:35	
			Critical Facilities & Infrastructure	8/23/2025 9:41	
			Critical Facilities & Infrastructure	8/23/2025 10:30	
			Critical Facilities & Infrastructure	8/23/2025 10:33	
			Critical Facilities & Infrastructure	8/23/2025 11:15	
			Critical Facilities & Infrastructure	8/23/2025 11:18	
			All other affected customers	8/10/2025 19:57	
			All other affected customers	8/10/2025 23:24	
			All other affected customers	8/11/2025 12:35	
			All other affected customers	8/11/2025 12:50	
			All other affected customers	8/11/2025 13:17	
			All other affected customers	8/11/2025 16:10	
			All other affected customers	8/11/2025 17:46	
			All other affected customers	8/11/2025 18:17	
			All other affected customers	8/11/2025 18:51	
			All other affected customers	8/11/2025 19:50	
			All other affected customers	8/12/2025 2:05	
			All other affected customers	8/12/2025 13:17	
			All other affected customers	8/12/2025 13:23	
			All other affected customers	8/12/2025 14:08	
			All other affected customers	8/12/2025 15:04	
			All other affected customers	8/12/2025 15:44	
			All other affected customers	8/12/2025 15:45	
			All other affected customers	8/12/2025 16:18	
			All other affected customers	8/12/2025 16:26	
			All other affected customers	8/12/2025 16:27	
			All other affected customers	8/12/2025 16:57	
			All other affected customers	8/12/2025 17:13	
			All other affected customers	8/13/2025 11:08	
			All other affected customers	8/13/2025 11:09	
			All other affected customers	8/13/2025 12:09	
			All other affected customers	8/13/2025 12:46	
			All other affected customers	8/13/2025 14:48	
			All other affected customers	8/13/2025 15:38	
			All other affected customers	8/13/2025 15:55	
			All other affected customers	8/13/2025 16:29	
			All other affected customers	8/13/2025 16:37	
			All other affected customers	8/13/2025 16:46	



SCE Post-Event Report Data

August 09, 2025 to August 27, 2025

SECTION 05: Notifications

Notification Timeline					
Event Order	Notification Type	Requirement Timeline	Notification Sent To	Approximate Time Sent	Notes
			All other affected customers	8/13/2025 18:35	
			All other affected customers	8/13/2025 22:45	
			All other affected customers	8/14/2025 11:03	
			All other affected customers	8/14/2025 13:06	
			All other affected customers	8/14/2025 13:36	
			All other affected customers	8/14/2025 13:39	
			All other affected customers	8/14/2025 13:41	
			All other affected customers	8/14/2025 15:26	
			All other affected customers	8/14/2025 16:45	
			All other affected customers	8/14/2025 17:15	
			All other affected customers	8/14/2025 17:19	
			All other affected customers	8/14/2025 18:05	
			All other affected customers	8/14/2025 19:26	
			All other affected customers	8/14/2025 19:39	
			All other affected customers	8/15/2025 12:22	
			All other affected customers	8/15/2025 14:44	
			All other affected customers	8/15/2025 15:05	
			All other affected customers	8/15/2025 15:39	
			All other affected customers	8/15/2025 16:25	
			All other affected customers	8/15/2025 16:45	
			All other affected customers	8/16/2025 15:38	
			All other affected customers	8/19/2025 19:16	
			All other affected customers	8/20/2025 15:17	
			All other affected customers	8/20/2025 15:19	
			All other affected customers	8/20/2025 15:28	
			All other affected customers	8/20/2025 17:19	
			All other affected customers	8/20/2025 18:30	
			All other affected customers	8/21/2025 16:41	
			All other affected customers	8/21/2025 17:46	
			All other affected customers	8/22/2025 15:17	
			All other affected customers	8/22/2025 15:26	
			All other affected customers	8/22/2025 15:35	
			All other affected customers	8/23/2025 10:30	
			All other affected customers	8/23/2025 10:31	
			All other affected customers	8/23/2025 10:33	
			All other affected customers	8/23/2025 11:15	
			All other affected customers	8/23/2025 11:18	
			Public Safety Partners excluding	8/12/2025 2:14	
			Public Safety Partners excluding	8/12/2025 7:43	
			Public Safety Partners excluding	8/12/2025 9:19	
			Public Safety Partners excluding	8/12/2025 9:42	
			Public Safety Partners excluding	8/12/2025 17:03	
			Public Safety Partners excluding	8/12/2025 18:20	
			Public Safety Partners excluding	8/12/2025 23:38	
			Public Safety Partners excluding	8/13/2025 6:07	
			Public Safety Partners excluding	8/13/2025 7:40	
			Public Safety Partners excluding	8/13/2025 8:12	



SCE Post-Event Report Data

August 09, 2025 to August 27, 2025

SECTION 05: Notifications

Notification Timeline					
Event Order	Notification Type	Requirement Timeline	Notification Sent To	Approximate Time Sent	Notes
			Public Safety Partners excluding	8/13/2025 13:19	
			Public Safety Partners excluding	8/13/2025 18:29	
			Public Safety Partners excluding	8/13/2025 19:46	
			Public Safety Partners excluding	8/13/2025 22:15	
			Public Safety Partners excluding	8/13/2025 22:38	
			Public Safety Partners excluding	8/14/2025 0:22	
			Public Safety Partners excluding	8/14/2025 6:10	
			Public Safety Partners excluding	8/14/2025 10:19	
			Public Safety Partners excluding	8/14/2025 17:43	
			Public Safety Partners excluding	8/14/2025 19:15	
			Public Safety Partners excluding	8/14/2025 19:20	
			Public Safety Partners excluding	8/14/2025 19:31	
			Public Safety Partners excluding	8/14/2025 21:32	
			Public Safety Partners excluding	8/14/2025 22:44	
			Public Safety Partners excluding	8/14/2025 23:00	
			Public Safety Partners excluding	8/15/2025 5:48	
			Public Safety Partners excluding	8/15/2025 6:03	
			Public Safety Partners excluding	8/15/2025 17:52	
			Public Safety Partners excluding	8/15/2025 19:09	
			Public Safety Partners excluding	8/16/2025 7:14	
			Public Safety Partners excluding	8/16/2025 7:28	
			Public Safety Partners excluding	8/19/2025 21:35	
			Public Safety Partners excluding	8/20/2025 20:47	
			Public Safety Partners excluding	8/20/2025 22:21	
			Public Safety Partners excluding	8/21/2025 7:52	
			Public Safety Partners excluding	8/21/2025 21:09	
			Public Safety Partners excluding	8/22/2025 17:45	
			Public Safety Partners excluding	8/22/2025 20:53	
			Public Safety Partners excluding	8/23/2025 13:52	
			Public Safety Partners excluding	8/23/2025 14:55	
			Public Safety Partners excluding	8/24/2025 7:20	
			Critical Facilities & Infrastructure	8/11/2025 7:42	
			Critical Facilities & Infrastructure	8/12/2025 7:43	
			Critical Facilities & Infrastructure	8/12/2025 9:18	
			Critical Facilities & Infrastructure	8/12/2025 9:42	
			Critical Facilities & Infrastructure	8/12/2025 17:04	
			Critical Facilities & Infrastructure	8/12/2025 17:08	
			Critical Facilities & Infrastructure	8/12/2025 18:20	
			Critical Facilities & Infrastructure	8/12/2025 21:39	
			Critical Facilities & Infrastructure	8/13/2025 6:09	
			Critical Facilities & Infrastructure	8/13/2025 7:40	
			Critical Facilities & Infrastructure	8/13/2025 7:49	
			Critical Facilities & Infrastructure	8/13/2025 8:12	
			Critical Facilities & Infrastructure	8/13/2025 13:19	
			Critical Facilities & Infrastructure	8/13/2025 18:30	
			Critical Facilities & Infrastructure	8/13/2025 22:10	
			Critical Facilities & Infrastructure	8/13/2025 22:30	



SCE Post-Event Report Data

August 09, 2025 to August 27, 2025

SECTION 05: Notifications

Notification Timeline					
Event Order	Notification Type	Requirement Timeline	Notification Sent To	Approximate Time Sent	Notes
	Imminent Re-Energize (Prepare to Restore)	Imminent Re-energization	Critical Facilities & Infrastructure	8/14/2025 0:22	
			Critical Facilities & Infrastructure	8/14/2025 6:10	
			Critical Facilities & Infrastructure	8/14/2025 10:19	
			Critical Facilities & Infrastructure	8/14/2025 17:44	
			Critical Facilities & Infrastructure	8/14/2025 19:13	
			Critical Facilities & Infrastructure	8/14/2025 19:14	
			Critical Facilities & Infrastructure	8/14/2025 19:16	
			Critical Facilities & Infrastructure	8/14/2025 19:32	
			Critical Facilities & Infrastructure	8/14/2025 21:28	
			Critical Facilities & Infrastructure	8/14/2025 21:32	
			Critical Facilities & Infrastructure	8/14/2025 22:43	
			Critical Facilities & Infrastructure	8/14/2025 23:00	
			Critical Facilities & Infrastructure	8/15/2025 5:48	
			Critical Facilities & Infrastructure	8/15/2025 6:29	
			Critical Facilities & Infrastructure	8/15/2025 6:31	
			Critical Facilities & Infrastructure	8/15/2025 10:32	
			Critical Facilities & Infrastructure	8/15/2025 17:53	
			Critical Facilities & Infrastructure	8/15/2025 19:09	
			Critical Facilities & Infrastructure	8/16/2025 7:14	
			Critical Facilities & Infrastructure	8/16/2025 7:28	
			Critical Facilities & Infrastructure	8/16/2025 18:15	
			Critical Facilities & Infrastructure	8/17/2025 6:57	
			Critical Facilities & Infrastructure	8/20/2025 20:46	
			Critical Facilities & Infrastructure	8/21/2025 7:51	
			Critical Facilities & Infrastructure	8/21/2025 7:53	
			Critical Facilities & Infrastructure	8/21/2025 19:26	
			Critical Facilities & Infrastructure	8/22/2025 17:45	
			Critical Facilities & Infrastructure	8/22/2025 20:53	
			Critical Facilities & Infrastructure	8/23/2025 7:21	
			Critical Facilities & Infrastructure	8/23/2025 13:51	
			Critical Facilities & Infrastructure	8/23/2025 14:32	
			Critical Facilities & Infrastructure	8/23/2025 14:54	
			Critical Facilities & Infrastructure	8/24/2025 7:33	
			All other affected customers	8/11/2025 7:42	
			All other affected customers	8/12/2025 2:14	
			All other affected customers	8/12/2025 7:43	
			All other affected customers	8/12/2025 9:18	
			All other affected customers	8/12/2025 9:42	
			All other affected customers	8/12/2025 17:04	
			All other affected customers	8/12/2025 17:08	
			All other affected customers	8/12/2025 18:20	
			All other affected customers	8/12/2025 21:39	
			All other affected customers	8/12/2025 23:38	
			All other affected customers	8/13/2025 6:09	
			All other affected customers	8/13/2025 7:40	
			All other affected customers	8/13/2025 7:49	
			All other affected customers	8/13/2025 8:12	



SCE Post-Event Report Data

August 09, 2025 to August 27, 2025

SECTION 05: Notifications

Notification Timeline					
Event Order	Notification Type	Requirement Timeline	Notification Sent To	Approximate Time Sent	Notes
			All other affected customers	8/13/2025 13:19	
			All other affected customers	8/13/2025 18:30	
			All other affected customers	8/13/2025 19:44	
			All other affected customers	8/13/2025 22:10	
			All other affected customers	8/13/2025 22:30	
			All other affected customers	8/14/2025 0:22	
			All other affected customers	8/14/2025 6:10	
			All other affected customers	8/14/2025 10:19	
			All other affected customers	8/14/2025 17:44	
			All other affected customers	8/14/2025 19:13	
			All other affected customers	8/14/2025 19:14	
			All other affected customers	8/14/2025 19:16	
			All other affected customers	8/14/2025 19:20	
			All other affected customers	8/14/2025 19:32	
			All other affected customers	8/14/2025 21:28	
			All other affected customers	8/14/2025 21:32	
			All other affected customers	8/14/2025 22:43	
			All other affected customers	8/14/2025 23:00	
			All other affected customers	8/15/2025 5:48	
			All other affected customers	8/15/2025 6:29	
			All other affected customers	8/15/2025 6:31	
			All other affected customers	8/15/2025 10:32	
			All other affected customers	8/15/2025 17:53	
			All other affected customers	8/15/2025 19:09	
			All other affected customers	8/16/2025 7:14	
			All other affected customers	8/16/2025 7:28	
			All other affected customers	8/16/2025 18:15	
			All other affected customers	8/17/2025 6:57	
			All other affected customers	8/19/2025 21:35	
			All other affected customers	8/20/2025 20:46	
			All other affected customers	8/20/2025 22:21	
			All other affected customers	8/21/2025 7:51	
			All other affected customers	8/21/2025 7:53	
			All other affected customers	8/21/2025 19:26	
			All other affected customers	8/21/2025 21:09	
			All other affected customers	8/22/2025 17:45	
			All other affected customers	8/22/2025 20:53	
			All other affected customers	8/23/2025 7:21	
			All other affected customers	8/23/2025 13:51	
			All other affected customers	8/23/2025 14:32	
			All other affected customers	8/23/2025 14:54	
			Public Safety Partners excluding Critical Facilities and Infrastructure	8/12/2025 3:09	
			Public Safety Partners excluding Critical Facilities and Infrastructure	8/12/2025 10:38	
			Public Safety Partners excluding Critical Facilities and Infrastructure	8/12/2025 10:41	



SCE Post-Event Report Data

August 09, 2025 to August 27, 2025

SECTION 05: Notifications

Notification Timeline					
Event Order	Notification Type	Requirement Timeline	Notification Sent To	Approximate Time Sent	Notes
			Public Safety Partners excluding Critical Facilities and Infrastructure	8/12/2025 11:09	
			Public Safety Partners excluding Critical Facilities and Infrastructure	8/12/2025 11:37	
			Public Safety Partners excluding Critical Facilities and Infrastructure	8/12/2025 20:01	
			Public Safety Partners excluding Critical Facilities and Infrastructure	8/12/2025 20:32	
			Public Safety Partners excluding Critical Facilities and Infrastructure	8/12/2025 20:44	
			Public Safety Partners excluding Critical Facilities and Infrastructure	8/12/2025 21:25	
			Public Safety Partners excluding Critical Facilities and Infrastructure	8/12/2025 21:57	
			Public Safety Partners excluding Critical Facilities and Infrastructure	8/12/2025 23:24	
			Public Safety Partners excluding Critical Facilities and Infrastructure	8/12/2025 23:40	
			Public Safety Partners excluding Critical Facilities and Infrastructure	8/13/2025 0:19	
			Public Safety Partners excluding Critical Facilities and Infrastructure	8/13/2025 9:13	
			Public Safety Partners excluding Critical Facilities and Infrastructure	8/13/2025 10:40	
			Public Safety Partners excluding Critical Facilities and Infrastructure	8/13/2025 11:07	
			Public Safety Partners excluding Critical Facilities and Infrastructure	8/13/2025 11:25	
			Public Safety Partners excluding Critical Facilities and Infrastructure	8/13/2025 11:47	
			Public Safety Partners excluding Critical Facilities and Infrastructure	8/13/2025 19:38	
			Public Safety Partners excluding Critical Facilities and Infrastructure	8/13/2025 19:55	
			Public Safety Partners excluding Critical Facilities and Infrastructure	8/13/2025 20:12	
			Public Safety Partners excluding Critical Facilities and Infrastructure	8/13/2025 20:39	
			Public Safety Partners excluding Critical Facilities and Infrastructure	8/14/2025 1:19	
			Public Safety Partners excluding Critical Facilities and Infrastructure	8/14/2025 1:55	
			Public Safety Partners excluding Critical Facilities and Infrastructure	8/14/2025 3:10	
			Public Safety Partners excluding Critical Facilities and Infrastructure	8/14/2025 8:32	



SCE Post-Event Report Data

August 09, 2025 to August 27, 2025

SECTION 05: Notifications

Notification Timeline					
Event Order	Notification Type	Requirement Timeline	Notification Sent To	Approximate Time Sent	Notes
			Public Safety Partners excluding Critical Facilities and Infrastructure	8/14/2025 12:48	
			Public Safety Partners excluding Critical Facilities and Infrastructure	8/14/2025 18:15	
			Public Safety Partners excluding Critical Facilities and Infrastructure	8/14/2025 21:01	
			Public Safety Partners excluding Critical Facilities and Infrastructure	8/14/2025 21:06	
			Public Safety Partners excluding Critical Facilities and Infrastructure	8/15/2025 0:06	
			Public Safety Partners excluding Critical Facilities and Infrastructure	8/15/2025 1:27	
			Public Safety Partners excluding Critical Facilities and Infrastructure	8/15/2025 1:40	
			Public Safety Partners excluding Critical Facilities and Infrastructure	8/15/2025 2:14	
			Public Safety Partners excluding Critical Facilities and Infrastructure	8/15/2025 2:30	
			Public Safety Partners excluding Critical Facilities and Infrastructure	8/15/2025 9:39	
			Public Safety Partners excluding Critical Facilities and Infrastructure	8/15/2025 11:10	
			Public Safety Partners excluding Critical Facilities and Infrastructure	8/15/2025 11:44	
			Public Safety Partners excluding Critical Facilities and Infrastructure	8/15/2025 14:21	
			Public Safety Partners excluding Critical Facilities and Infrastructure	8/15/2025 15:26	
			Public Safety Partners excluding Critical Facilities and Infrastructure	8/15/2025 18:47	
			Public Safety Partners excluding Critical Facilities and Infrastructure	8/15/2025 20:48	
			Public Safety Partners excluding Critical Facilities and Infrastructure	8/15/2025 21:01	
			Public Safety Partners excluding Critical Facilities and Infrastructure	8/15/2025 21:07	
			Public Safety Partners excluding Critical Facilities and Infrastructure	8/15/2025 22:34	
			Public Safety Partners excluding Critical Facilities and Infrastructure	8/16/2025 0:09	
			Public Safety Partners excluding Critical Facilities and Infrastructure	8/16/2025 9:37	
			Public Safety Partners excluding Critical Facilities and Infrastructure	8/16/2025 9:41	
			Public Safety Partners excluding Critical Facilities and Infrastructure	8/16/2025 10:00	



SCE Post-Event Report Data

August 09, 2025 to August 27, 2025

SECTION 05: Notifications

Notification Timeline					
Event Order	Notification Type	Requirement Timeline	Notification Sent To	Approximate Time Sent	Notes
			Public Safety Partners excluding Critical Facilities and Infrastructure	8/16/2025 23:33	
			Public Safety Partners excluding Critical Facilities and Infrastructure	8/17/2025 8:28	
			Public Safety Partners excluding Critical Facilities and Infrastructure	8/20/2025 21:58	
			Public Safety Partners excluding Critical Facilities and Infrastructure	8/20/2025 22:34	
			Public Safety Partners excluding Critical Facilities and Infrastructure	8/21/2025 0:06	
			Public Safety Partners excluding Critical Facilities and Infrastructure	8/21/2025 9:46	
			Public Safety Partners excluding Critical Facilities and Infrastructure	8/21/2025 20:13	
			Public Safety Partners excluding Critical Facilities and Infrastructure	8/22/2025 21:52	
			Public Safety Partners excluding Critical Facilities and Infrastructure	8/23/2025 0:17	
			Public Safety Partners excluding Critical Facilities and Infrastructure	8/23/2025 8:35	
			Public Safety Partners excluding Critical Facilities and Infrastructure	8/23/2025 9:23	
			Public Safety Partners excluding Critical Facilities and Infrastructure	8/23/2025 17:46	
			Public Safety Partners excluding Critical Facilities and Infrastructure	8/23/2025 18:04	
			Public Safety Partners excluding Critical Facilities and Infrastructure	8/23/2025 19:13	
			Public Safety Partners excluding Critical Facilities and Infrastructure	8/24/2025 10:03	
			Public Safety Partners excluding Critical Facilities and Infrastructure	8/24/2025 12:37	
			Critical Facilities & Infrastructure	8/11/2025 12:06	
			Critical Facilities & Infrastructure	8/11/2025 12:09	
			Critical Facilities & Infrastructure	8/12/2025 10:38	
			Critical Facilities & Infrastructure	8/12/2025 10:42	
			Critical Facilities & Infrastructure	8/12/2025 11:10	
			Critical Facilities & Infrastructure	8/12/2025 11:38	
			Critical Facilities & Infrastructure	8/12/2025 19:33	
			Critical Facilities & Infrastructure	8/12/2025 19:43	
			Critical Facilities & Infrastructure	8/12/2025 20:01	
			Critical Facilities & Infrastructure	8/12/2025 20:32	
			Critical Facilities & Infrastructure	8/12/2025 21:01	
			Critical Facilities & Infrastructure	8/12/2025 23:24	
			Critical Facilities & Infrastructure	8/12/2025 23:42	
			Critical Facilities & Infrastructure	8/13/2025 9:14	
			Critical Facilities & Infrastructure	8/13/2025 10:36	



SCE Post-Event Report Data

August 09, 2025 to August 27, 2025

SECTION 05: Notifications

Notification Timeline					
Event Order	Notification Type	Requirement Timeline	Notification Sent To	Approximate Time Sent	Notes
Restoration (after)	Re-Energized (Restored In Scope and/or Restored No Longer in Scope)	Re-energization	Critical Facilities & Infrastructure	8/13/2025 10:41	
			Critical Facilities & Infrastructure	8/13/2025 11:07	
			Critical Facilities & Infrastructure	8/13/2025 11:25	
			Critical Facilities & Infrastructure	8/13/2025 11:47	
			Critical Facilities & Infrastructure	8/13/2025 15:09	
			Critical Facilities & Infrastructure	8/13/2025 19:38	
			Critical Facilities & Infrastructure	8/13/2025 19:53	
			Critical Facilities & Infrastructure	8/13/2025 20:14	
			Critical Facilities & Infrastructure	8/13/2025 23:45	
			Critical Facilities & Infrastructure	8/14/2025 1:19	
			Critical Facilities & Infrastructure	8/14/2025 1:55	
			Critical Facilities & Infrastructure	8/14/2025 3:28	
			Critical Facilities & Infrastructure	8/14/2025 4:31	
			Critical Facilities & Infrastructure	8/14/2025 8:32	
			Critical Facilities & Infrastructure	8/14/2025 12:48	
			Critical Facilities & Infrastructure	8/14/2025 18:17	
			Critical Facilities & Infrastructure	8/14/2025 20:44	
			Critical Facilities & Infrastructure	8/14/2025 20:59	
			Critical Facilities & Infrastructure	8/14/2025 22:59	
			Critical Facilities & Infrastructure	8/14/2025 23:21	
			Critical Facilities & Infrastructure	8/15/2025 0:00	
			Critical Facilities & Infrastructure	8/15/2025 0:07	
			Critical Facilities & Infrastructure	8/15/2025 1:00	
			Critical Facilities & Infrastructure	8/15/2025 1:27	
			Critical Facilities & Infrastructure	8/15/2025 1:42	
			Critical Facilities & Infrastructure	8/15/2025 2:15	
			Critical Facilities & Infrastructure	8/15/2025 2:30	
			Critical Facilities & Infrastructure	8/15/2025 5:25	
			Critical Facilities & Infrastructure	8/15/2025 9:39	
			Critical Facilities & Infrastructure	8/15/2025 9:58	
			Critical Facilities & Infrastructure	8/15/2025 11:10	
			Critical Facilities & Infrastructure	8/15/2025 11:45	
			Critical Facilities & Infrastructure	8/15/2025 11:46	
			Critical Facilities & Infrastructure	8/15/2025 11:48	
			Critical Facilities & Infrastructure	8/15/2025 14:21	
			Critical Facilities & Infrastructure	8/15/2025 15:26	
			Critical Facilities & Infrastructure	8/15/2025 18:47	
			Critical Facilities & Infrastructure	8/15/2025 19:29	
			Critical Facilities & Infrastructure	8/15/2025 20:49	
			Critical Facilities & Infrastructure	8/15/2025 20:58	
			Critical Facilities & Infrastructure	8/15/2025 21:01	
			Critical Facilities & Infrastructure	8/15/2025 21:02	
			Critical Facilities & Infrastructure	8/15/2025 21:07	
			Critical Facilities & Infrastructure	8/15/2025 22:34	
			Critical Facilities & Infrastructure	8/15/2025 23:24	
			Critical Facilities & Infrastructure	8/16/2025 0:09	
			Critical Facilities & Infrastructure	8/16/2025 9:06	



SCE Post-Event Report Data

August 09, 2025 to August 27, 2025

SECTION 05: Notifications

Notification Timeline					
Event Order	Notification Type	Requirement Timeline	Notification Sent To	Approximate Time Sent	Notes
			Critical Facilities & Infrastructure	8/16/2025 9:38	
			Critical Facilities & Infrastructure	8/16/2025 9:54	
			Critical Facilities & Infrastructure	8/16/2025 20:45	
			Critical Facilities & Infrastructure	8/16/2025 21:22	
			Critical Facilities & Infrastructure	8/16/2025 22:10	
			Critical Facilities & Infrastructure	8/17/2025 8:28	
			Critical Facilities & Infrastructure	8/20/2025 21:59	
			Critical Facilities & Infrastructure	8/20/2025 22:34	
			Critical Facilities & Infrastructure	8/21/2025 9:45	
			Critical Facilities & Infrastructure	8/21/2025 20:13	
			Critical Facilities & Infrastructure	8/21/2025 21:49	
			Critical Facilities & Infrastructure	8/22/2025 18:39	
			Critical Facilities & Infrastructure	8/22/2025 21:52	
			Critical Facilities & Infrastructure	8/23/2025 0:17	
			Critical Facilities & Infrastructure	8/23/2025 8:34	
			Critical Facilities & Infrastructure	8/23/2025 9:22	
			Critical Facilities & Infrastructure	8/23/2025 12:22	
			Critical Facilities & Infrastructure	8/23/2025 17:46	
			Critical Facilities & Infrastructure	8/23/2025 18:04	
			Critical Facilities & Infrastructure	8/23/2025 19:13	
			Critical Facilities & Infrastructure	8/24/2025 10:01	
			All other affected customers	8/11/2025 12:06	
			All other affected customers	8/11/2025 12:09	
			All other affected customers	8/12/2025 3:08	
			All other affected customers	8/12/2025 10:38	
			All other affected customers	8/12/2025 10:42	
			All other affected customers	8/12/2025 11:10	
			All other affected customers	8/12/2025 11:38	
			All other affected customers	8/12/2025 19:33	
			All other affected customers	8/12/2025 19:43	
			All other affected customers	8/12/2025 20:01	
			All other affected customers	8/12/2025 20:32	
			All other affected customers	8/12/2025 21:00	
			All other affected customers	8/12/2025 21:01	
			All other affected customers	8/12/2025 21:26	
			All other affected customers	8/12/2025 21:59	
			All other affected customers	8/12/2025 23:24	
			All other affected customers	8/12/2025 23:42	
			All other affected customers	8/13/2025 0:19	
			All other affected customers	8/13/2025 9:08	
			All other affected customers	8/13/2025 9:14	
			All other affected customers	8/13/2025 10:36	
			All other affected customers	8/13/2025 10:41	
			All other affected customers	8/13/2025 11:07	
			All other affected customers	8/13/2025 11:25	
			All other affected customers	8/13/2025 11:47	
			All other affected customers	8/13/2025 15:09	



SCE Post-Event Report Data

August 09, 2025 to August 27, 2025

SECTION 05: Notifications

Notification Timeline					
Event Order	Notification Type	Requirement Timeline	Notification Sent To	Approximate Time Sent	Notes
			All other affected customers	8/13/2025 19:38	
			All other affected customers	8/13/2025 19:53	
			All other affected customers	8/13/2025 20:14	
			All other affected customers	8/13/2025 20:33	
			All other affected customers	8/13/2025 23:45	
			All other affected customers	8/14/2025 1:19	
			All other affected customers	8/14/2025 1:55	
			All other affected customers	8/14/2025 3:28	
			All other affected customers	8/14/2025 4:31	
			All other affected customers	8/14/2025 8:32	
			All other affected customers	8/14/2025 12:48	
			All other affected customers	8/14/2025 18:17	
			All other affected customers	8/14/2025 20:44	
			All other affected customers	8/14/2025 20:59	
			All other affected customers	8/14/2025 21:05	
			All other affected customers	8/14/2025 22:59	
			All other affected customers	8/14/2025 23:21	
			All other affected customers	8/15/2025 0:00	
			All other affected customers	8/15/2025 0:07	
			All other affected customers	8/15/2025 1:00	
			All other affected customers	8/15/2025 1:27	
			All other affected customers	8/15/2025 1:42	
			All other affected customers	8/15/2025 2:15	
			All other affected customers	8/15/2025 2:16	
			All other affected customers	8/15/2025 2:30	
			All other affected customers	8/15/2025 5:25	
			All other affected customers	8/15/2025 9:39	
			All other affected customers	8/15/2025 9:58	
			All other affected customers	8/15/2025 11:45	
			All other affected customers	8/15/2025 11:46	
			All other affected customers	8/15/2025 11:48	
			All other affected customers	8/15/2025 14:21	
			All other affected customers	8/15/2025 15:26	
			All other affected customers	8/15/2025 18:47	
			All other affected customers	8/15/2025 19:29	
			All other affected customers	8/15/2025 20:49	
			All other affected customers	8/15/2025 20:58	
			All other affected customers	8/15/2025 21:01	
			All other affected customers	8/15/2025 21:02	
			All other affected customers	8/15/2025 21:07	
			All other affected customers	8/15/2025 22:34	
			All other affected customers	8/15/2025 23:24	
			All other affected customers	8/16/2025 0:09	
			All other affected customers	8/16/2025 0:30	
			All other affected customers	8/16/2025 9:08	
			All other affected customers	8/16/2025 9:38	
			All other affected customers	8/16/2025 9:54	



SCE Post-Event Report Data

August 09, 2025 to August 27, 2025

SECTION 05: Notifications

Notification Timeline					
Event Order	Notification Type	Requirement Timeline	Notification Sent To	Approximate Time Sent	Notes
			All other affected customers	8/16/2025 20:45	
			All other affected customers	8/16/2025 21:22	
			All other affected customers	8/16/2025 22:10	
			All other affected customers	8/17/2025 8:28	
			All other affected customers	8/19/2025 22:21	
			All other affected customers	8/20/2025 21:59	
			All other affected customers	8/20/2025 22:34	
			All other affected customers	8/21/2025 0:05	
			All other affected customers	8/21/2025 9:45	
			All other affected customers	8/21/2025 20:13	
			All other affected customers	8/21/2025 21:49	
			All other affected customers	8/21/2025 21:51	
			All other affected customers	8/22/2025 18:39	
			All other affected customers	8/22/2025 21:52	
			All other affected customers	8/23/2025 0:17	
			All other affected customers	8/23/2025 8:34	
			All other affected customers	8/23/2025 9:22	
			All other affected customers	8/23/2025 12:22	
			All other affected customers	8/23/2025 17:46	
			All other affected customers	8/23/2025 18:04	
			All other affected customers	8/23/2025 19:13	
			Public Safety Partners excluding Critical Facilities and	8/10/2025 23:40	
			Public Safety Partners excluding Critical Facilities and	8/11/2025 18:09	
			Public Safety Partners excluding Critical Facilities and	8/12/2025 20:30	
			Public Safety Partners excluding Critical Facilities and	8/13/2025 15:36	
			Public Safety Partners excluding Critical Facilities and	8/13/2025 17:52	
			Public Safety Partners excluding Critical Facilities and	8/13/2025 21:15	
			Public Safety Partners excluding Critical Facilities and	8/14/2025 2:39	
			Public Safety Partners excluding Critical Facilities and	8/14/2025 3:10	
			Public Safety Partners excluding Critical Facilities and	8/14/2025 3:34	
			Public Safety Partners excluding Critical Facilities and	8/14/2025 9:16	
			Public Safety Partners excluding Critical Facilities and	8/14/2025 18:15	
			Public Safety Partners excluding Critical Facilities and	8/14/2025 19:13	
			Public Safety Partners excluding Critical Facilities and	8/14/2025 20:33	
			Public Safety Partners excluding Critical Facilities and	8/14/2025 20:35	
			Public Safety Partners excluding Critical Facilities and	8/14/2025 21:01	
			Public Safety Partners excluding Critical Facilities and	8/14/2025 23:28	
			Public Safety Partners excluding Critical Facilities and	8/15/2025 0:04	



SCE Post-Event Report Data

August 09, 2025 to August 27, 2025

SECTION 05: Notifications

Notification Timeline					
Event Order	Notification Type	Requirement Timeline	Notification Sent To	Approximate Time Sent	Notes
			Public Safety Partners excluding Critical Facilities and	8/15/2025 0:44	
			Public Safety Partners excluding Critical Facilities and	8/15/2025 2:19	
			Public Safety Partners excluding Critical Facilities and	8/15/2025 22:09	
			Public Safety Partners excluding Critical Facilities and	8/16/2025 0:26	
			Public Safety Partners excluding Critical Facilities and	8/16/2025 11:36	
			Public Safety Partners excluding Critical Facilities and	8/21/2025 0:37	
			Public Safety Partners excluding Critical Facilities and	8/21/2025 22:00	
			Public Safety Partners excluding Critical Facilities and	8/22/2025 23:12	
			Public Safety Partners excluding Critical Facilities and	8/22/2025 23:13	
			Public Safety Partners excluding Critical Facilities and	8/23/2025 16:57	
			Public Safety Partners excluding Critical Facilities and	8/23/2025 17:34	
			Public Safety Partners excluding Critical Facilities and	8/23/2025 18:50	
			Public Safety Partners excluding Critical Facilities and	8/26/2025 20:44	
			Public Safety Partners excluding Critical Facilities and	8/26/2025 22:27	
			Critical Facilities & Infrastructure	8/11/2025 18:09	
			Critical Facilities & Infrastructure	8/12/2025 18:03	
			Critical Facilities & Infrastructure	8/12/2025 20:30	
			Critical Facilities & Infrastructure	8/13/2025 4:16	
			Critical Facilities & Infrastructure	8/13/2025 15:09	
			Critical Facilities & Infrastructure	8/13/2025 17:51	
			Critical Facilities & Infrastructure	8/13/2025 21:14	
			Critical Facilities & Infrastructure	8/14/2025 2:40	
			Critical Facilities & Infrastructure	8/14/2025 2:41	
			Critical Facilities & Infrastructure	8/14/2025 2:42	
			Critical Facilities & Infrastructure	8/14/2025 3:12	
			Critical Facilities & Infrastructure	8/14/2025 3:13	
			Critical Facilities & Infrastructure	8/14/2025 3:17	
			Critical Facilities & Infrastructure	8/14/2025 3:35	
			Critical Facilities & Infrastructure	8/14/2025 4:28	
			Critical Facilities & Infrastructure	8/14/2025 9:21	
			Critical Facilities & Infrastructure	8/14/2025 15:42	



SCE Post-Event Report Data

August 09, 2025 to August 27, 2025

SECTION 05: Notifications

Notification Timeline					
Event Order	Notification Type	Requirement Timeline	Notification Sent To	Approximate Time Sent	Notes
	Event Concluded (Cancellation)	All Clear	Critical Facilities & Infrastructure	8/14/2025 18:10	
			Critical Facilities & Infrastructure	8/14/2025 18:12	
			Critical Facilities & Infrastructure	8/14/2025 18:17	
			Critical Facilities & Infrastructure	8/14/2025 19:14	
			Critical Facilities & Infrastructure	8/14/2025 19:17	
			Critical Facilities & Infrastructure	8/14/2025 20:36	
			Critical Facilities & Infrastructure	8/14/2025 20:59	
			Critical Facilities & Infrastructure	8/14/2025 23:15	
			Critical Facilities & Infrastructure	8/14/2025 23:16	
			Critical Facilities & Infrastructure	8/15/2025 0:04	
			Critical Facilities & Infrastructure	8/15/2025 0:44	
			Critical Facilities & Infrastructure	8/15/2025 0:49	
			Critical Facilities & Infrastructure	8/15/2025 22:10	
			Critical Facilities & Infrastructure	8/16/2025 0:26	
			Critical Facilities & Infrastructure	8/16/2025 10:45	
			Critical Facilities & Infrastructure	8/16/2025 10:57	
			Critical Facilities & Infrastructure	8/16/2025 17:20	
			Critical Facilities & Infrastructure	8/20/2025 20:55	
			Critical Facilities & Infrastructure	8/21/2025 0:37	
			Critical Facilities & Infrastructure	8/21/2025 5:04	
			Critical Facilities & Infrastructure	8/21/2025 22:00	
			Critical Facilities & Infrastructure	8/22/2025 18:05	
			Critical Facilities & Infrastructure	8/22/2025 23:14	
			Critical Facilities & Infrastructure	8/22/2025 23:15	
			Critical Facilities & Infrastructure	8/23/2025 16:57	
			Critical Facilities & Infrastructure	8/23/2025 17:34	
			Critical Facilities & Infrastructure	8/26/2025 20:49	
			All other affected customers	8/10/2025 23:21	
			All other affected customers	8/11/2025 18:09	
			All other affected customers	8/12/2025 18:03	
			All other affected customers	8/13/2025 15:09	



SCE Post-Event Report Data

August 09, 2025 to August 27, 2025

SECTION 05: Notifications

Notification Timeline					
Event Order	Notification Type	Requirement Timeline	Notification Sent To	Approximate Time Sent	Notes
			All other affected customers	8/13/2025 17:51	
			All other affected customers	8/13/2025 21:14	
			All other affected customers	8/14/2025 2:40	
			All other affected customers	8/14/2025 2:41	
			All other affected customers	8/14/2025 2:42	
			All other affected customers	8/14/2025 3:12	
			All other affected customers	8/14/2025 3:13	
			All other affected customers	8/14/2025 3:17	
			All other affected customers	8/14/2025 3:35	
			All other affected customers	8/14/2025 4:28	
			All other affected customers	8/14/2025 9:21	
			All other affected customers	8/14/2025 15:42	
			All other affected customers	8/14/2025 18:10	
			All other affected customers	8/14/2025 18:12	
			All other affected customers	8/14/2025 18:17	
			All other affected customers	8/14/2025 19:14	
			All other affected customers	8/14/2025 19:17	
			All other affected customers	8/14/2025 19:18	
			All other affected customers	8/14/2025 20:36	
			All other affected customers	8/14/2025 20:59	
			All other affected customers	8/14/2025 23:15	
			All other affected customers	8/14/2025 23:16	
			All other affected customers	8/15/2025 0:44	
			All other affected customers	8/15/2025 0:45	
			All other affected customers	8/15/2025 2:20	
			All other affected customers	8/16/2025 0:26	
			All other affected customers	8/16/2025 10:45	
			All other affected customers	8/16/2025 10:57	
			All other affected customers	8/16/2025 17:20	
			All other affected customers	8/20/2025 20:55	
			All other affected customers	8/21/2025 0:37	



SCE Post-Event Report Data

August 09, 2025 to August 27, 2025

SECTION 05: Notifications

Notification Timeline					
Event Order	Notification Type	Requirement Timeline	Notification Sent To	Approximate Time Sent	Notes
			All other affected customers	8/21/2025 5:04	
			All other affected customers	8/22/2025 18:05	
			All other affected customers	8/22/2025 23:14	
			All other affected customers	8/22/2025 23:15	
			All other affected customers	8/23/2025 16:57	
			All other affected customers	8/23/2025 17:34	
			All other affected customers	8/23/2025 18:03	
			All other affected customers	8/23/2025 18:50	
			All other affected customers	8/26/2025 20:49	
Notification Timeline (PG&E Shared Customers)					
Event Order	Notification Type	Requirement Timeline	Notification Sent To	Approximate Time Sent	Notes
Pre-De-Energization (prior)	Initial Notice for PSPS Event (Advanced Initial or Initial)	72-48 hours	N/A	N/A	
	Initial Notice for PSPS Event (Initial or Update)	48-24 hours	8/10/2025	14:34	
	Imminent De-Energize (Expected)	4-1 hour	N/A	N/A	
In-Event (during)	De-Energized (Shutoff)	De-energization	8/10/2025	23:41	
Restoration (after)	Imminent Re-Energize (Prepare to Restore)	Imminent Re-energization	8/11/2025	8:52	
	Re-Energized (Restored In Scope and/or Restored No Longer in Scope)	Re-energization	8/11/2025	13:01	
	Event Concluded (Cancellation)	All Clear	8/14/2025	4:33	



SCE Post-Event Report Data

August 09, 2025 to August 27, 2025

SECTION 05: Notifications

Breakdown of Notification Failures			
Notifications sent to	Notification Failure Description	Number of Entities or Customer Counts	Explanation
Public Safety Partners excluding Critical Facilities and Infrastructure	Entities who did not receive 48-to 72-hour advance notification.	4	missing authorized campaign/message sent error - 1 campaign authorized less than 48 hours, successfully sent - 3
	Entities who did not receive 1–4-hour imminent notification.	1	missing authorized campaign - 1
	Entities who did not receive any notifications before de-energization.	1	missing authorized campaign/message sent error - 1
	Entities who were not notified immediately before re-energization.	1	missing authorized campaign/message sent error - 1
	Entities who did not receive cancellation notification within two hours of the decision to cancel.	0	N/A
Critical Facilities and Infrastructure	Facilities who did not receive 48–72-hour advance notification.	57	campaign authorized less than 48 hours, successfully sent - 20 missing authorized campaign - 37
	Facilities who did not receive 1-4 hour of imminent notifications.	22	missing authorized campaign
	Facilities who did not receive any notifications before de-energization.	0	N/A
	Facilities who were not notified at de-energization initiation.	0	N/A
	Facilities who were not notified immediately before re- energization.	0	N/A
	Facilities who were not notified when re-energization is complete.	0	N/A
	Facilities who did not receive cancellation notification within two hours of the decision to cancel.	9	received deen notificaitons, was not deen, missing authorized campaign - 9
All other affected customers	Customers who did not receive 24–48-hour advance notifications.	334	missing authorized campaign - 132 campaign authorized less than 24 hours, successfully sent - 181 no contact information / message send error - 21
	Customers who did not receive 1–4-hour imminent notifications.	399	no contact information / message send error - 26 missing authorized campaign - 373
	Customers who did not receive any notifications before de-energization.	26	no contact information / message send error - 19 missing authorized campaign - 7
	Customers who were not notified at de-energization initiation.	27	no contact information / message send error - 22 missing authorized campaign - 5
	Customers who were not notified immediately before re-energization.	25	no contact information / message send error - 22 missing authorized campaign - 3
	Customers who were not notified when re-energization is complete.	20	no contact information / message send error - 18 missing authorized campaign - 2
	Customers who did not receive cancellation notification within two hours of the decision to cancel.	172	no contact information / message send error - 35 received deen notifications, was not deen, missing authorized campaign - 134 missing authorized campaign - 3

Breakdown of Notification Failures (PG&E Shared Customers)			
Notifications sent to	Notification Failure Description	Number of Entities or Customer Counts	Explanation
Public Safety Partners excluding Critical Facilities and Infrastructure	Entities who did not receive 48-to 72-hour advance notification.	0	
	Entities who did not receive 1–4-hour imminent notification.	0	
	Entities who did not receive any notifications before de-energization.	0	
	Entities who were not notified immediately before re-energization.	0	
	Entities who did not receive cancellation notification within two hours of the decision to cancel.	0	
Critical Facilities and Infrastructure	Facilities who did not receive 48–72-hour advance notification.	0	
	Facilities who did not receive 1-4 hour of imminent notifications.	0	
	Facilities who did not receive any notifications before de-energization.	0	
	Facilities who were not notified at de-energization initiation.	0	
	Facilities who were not notified immediately before re- energization.	0	
	Facilities who were not notified when re-energization is complete.	0	
	Facilities who did not receive cancellation notification within two hours of the decision to cancel.	0	
All other affected customers	Customers who did not receive 24–48-hour advance notifications.	0	
	Customers who did not receive 1–4-hour imminent notifications.	1	Not enough time to notify IOU PG&E to send Immenent to customer
	Customers who did not receive any notifications before de-energization.	0	
	Customers who were not notified at de-energization initiation.	0	
	Customers who were not notified immediately before re-energization.	0	
	Customers who were not notified when re-energization is complete.	0	
	Customers who did not receive cancellation notification within two hours of the decision to cancel.	0	



SCE Post-Event Report Data

August 09, 2025 to August 27, 2025

SECTION 06: Local and State Public Safety Partner Engagement

Public Safety Partners Contacted

Jurisdiction / Organization	Title	HFTD Tier	Date/Time Contacted
Apple Valley	Assistant City Manager	Non HFRA, T3, T2	8/13/2025 15:36
Apple Valley	Assistant Clerk	Non HFRA, T3, T2	8/13/2025 15:36
Apple Valley	Councilmember	Non HFRA, T3, T2	8/13/2025 15:36
Apple Valley	Director of Government Services/Town Clerk	Non HFRA, T3, T2	8/13/2025 15:36
Apple Valley	Emergency Contact	Non HFRA, T3, T2	8/13/2025 15:36
Apple Valley	Environmental and Transit Service Manager	Non HFRA, T3, T2	8/13/2025 15:36
Apple Valley	Mayor	Non HFRA, T3, T2	8/13/2025 15:36
Apple Valley	Town Manager	Non HFRA, T3, T2	8/13/2025 15:36
Benton Paiute Tribe	Secretary/Treasurer	Non HFRA, T2	8/12/2025 16:01
Benton Paiute Tribe	Tibal Councilwoman (Member at Large)	Non HFRA, T2	8/12/2025 16:01
Benton Paiute Tribe	Tribal Chairman	Non HFRA, T2	8/12/2025 16:01
Benton Paiute Tribe	Tribal Councilwoman (Member at Large)	Non HFRA, T2	8/12/2025 16:01
Benton Paiute Tribe	Vice Chairwoman	Non HFRA, T2	8/12/2025 16:01
Bishop	City Administrator (City Manager)	Non HFRA, T2	8/9/2025 15:22
Bridgeport Indian Colony	BCDC Interim Finance/Director	Non HFRA, T3, T2	8/9/2025 15:22
Bridgeport Indian Colony	Councilman: At-Large Off Reservation	Non HFRA, T2	8/10/2025 13:05
Bridgeport Indian Colony	Councilman: Secretary/Treasurer	Non HFRA, T2	8/10/2025 13:05
Bridgeport Indian Colony	Housing Director	Non HFRA, T2	8/10/2025 13:05
Bridgeport Indian Colony	Tribal Administrator	Non HFRA, T2	8/10/2025 13:05
Bridgeport Indian Colony	Tribal Chairman	Non HFRA, T2	8/10/2025 13:05
Bridgeport Indian Colony	Tribal Executive Officer	Non HFRA, T2	8/10/2025 13:05
Bridgeport Indian Colony	Vice Chairman	Non HFRA, T2	8/10/2025 13:05
Calabasas	Assistant City Manager	Non HFRA, T3, T2	8/13/2025 0:46
Calabasas	Assistant Director of Public Safety and Emergen	Non HFRA, T3, T2	8/13/2025 0:46
Calabasas	City Clerk	Non HFRA, T3, T2	8/13/2025 0:46
Calabasas	City Manager	Non HFRA, T3, T2	8/13/2025 0:46
Calabasas	Communications Director	Non HFRA, T3, T2	8/13/2025 0:46
Calabasas	Councilmember	Non HFRA, T3, T2	8/13/2025 0:46
Calabasas	Emergency Manager	Non HFRA, T3, T2	8/13/2025 0:46
Calabasas	Mayor	Non HFRA, T3, T2	8/13/2025 0:46
Calabasas	Ms.	Non HFRA, T3, T2	8/13/2025 0:46
Calabasas	N/a	Non HFRA, T3, T2	8/13/2025 0:46
Calabasas	Public Works Inspector	Non HFRA, T3, T2	8/13/2025 0:46
Calabasas	Sheriff Watch Commander	Non HFRA, T3, T2	8/13/2025 0:46
Calabasas	Station Captain	Non HFRA, T3, T2	8/13/2025 0:46
Carpinteria	Administrative Services Director	Non HFRA, T3	8/12/2025 16:01
Carpinteria	Assistant City Manager	Non HFRA, T3	8/12/2025 16:01
Carpinteria	Chief of Police	Non HFRA, T3	8/12/2025 16:01
Carpinteria	City Clerk	Non HFRA, T3	8/12/2025 16:01



SCE Post-Event Report Data

August 09, 2025 to August 27, 2025

SECTION 06: Local and State Public Safety Partner Engagement

Public Safety Partners Contacted

Jurisdiction / Organization	Title	HFTD Tier	Date/Time Contacted
Carpinteria	City Manager	Non HFRA, T3	8/12/2025 16:01
Carpinteria	Community Development Director	Non HFRA, T3	8/12/2025 16:01
Carpinteria	Councilmember	Non HFRA, T3	8/12/2025 16:01
Carpinteria	Fire Chief	Non HFRA, T3	8/12/2025 16:01
Carpinteria	Mayor	Non HFRA, T3	8/12/2025 16:01
Carpinteria	Parks & Facilities Supervisor	Non HFRA, T3	8/12/2025 16:01
Carpinteria	Parks, Recreation & Community Services Director	Non HFRA, T3	8/12/2025 16:01
Carpinteria	Program Manager - Public Information, Emergency	Non HFRA, T3	8/12/2025 16:01
Carpinteria	Public Works Director	Non HFRA, T3	8/12/2025 16:01
Carpinteria	Public Works Supervisor	Non HFRA, T3	8/12/2025 16:01
Central Coast Community Edison	Billing Operations & Rates Analyst	Non HFRA, T3	8/10/2025 13:05
Central Coast Community Edison	Communications Specialist	Non HFRA, T3	8/10/2025 13:05
Central Coast Community Edison	Manager of Energy Communications	Non HFRA, T3	8/10/2025 13:05
Central Coast Community Edison	null	Non HFRA, T3	8/10/2025 13:05
Clean Power Alliance	CCA Primary Contact	Non HFRA, T3, T2	8/8/2025 12:41
Desert Community Energy	CCA Contact	Non HFRA, T2	8/12/2025 16:01
Desert Community Energy	CCA Primary Contact	Non HFRA, T2	8/12/2025 16:01
Desert Community Energy	CCA Tertiary Contact	Non HFRA, T2	8/12/2025 16:01
Desert Community Energy	Program Specialist	Non HFRA, T2	8/12/2025 16:01
Desert Hot Springs	City Clerk	Non HFRA, T3, T2	8/13/2025 15:36
Desert Hot Springs	City Manager	Non HFRA, T3, T2	8/13/2025 15:36
Desert Hot Springs	Communications Manager	Non HFRA, T3, T2	8/13/2025 15:36
Desert Hot Springs	Deputy City Manager/City Engineer	Non HFRA, T3, T2	8/13/2025 15:36
Desert Hot Springs	Emergency Contact	Non HFRA, T3, T2	8/13/2025 15:36
Desert Hot Springs	Fire Chief	Non HFRA, T3, T2	8/13/2025 15:36
Desert Hot Springs	Mayor	Non HFRA, T3, T2	8/13/2025 15:36
Desert Hot Springs	Mayor Pro Tem	Non HFRA, T3, T2	8/13/2025 15:36
Desert Hot Springs	Police Chief	Non HFRA, T3, T2	8/13/2025 15:36
Energy for Palmdale's Independent	Innovation and Environmental Management	Non HFRA, T3, T2	8/9/2025 15:22
Energy for Palmdale's Independent	Sr. Management Analyst	Non HFRA, T3, T2	8/9/2025 15:22
Goleta	Assistant Engineer	Non HFRA, T3	8/12/2025 16:01
Goleta	City Manager	Non HFRA, T3	8/12/2025 16:01
Goleta	Community Relations	Non HFRA, T3	8/12/2025 16:01
Goleta	Community Relations Manager	Non HFRA, T3	8/12/2025 16:01
Goleta	Councilmember	Non HFRA, T3	8/12/2025 16:01
Goleta	Emergency Contact	Non HFRA, T3	8/12/2025 16:01
Goleta	Emergency Services Coordinator	Non HFRA, T3	8/12/2025 16:01
Goleta	General Services	Non HFRA, T3	8/12/2025 16:01
Goleta	General Services Director	Non HFRA, T3	8/12/2025 16:01
Goleta	Interim Public Works Director	Non HFRA, T3	8/12/2025 16:01
Goleta	Management Assistant	Non HFRA, T3	8/12/2025 16:01



SCE Post-Event Report Data

August 09, 2025 to August 27, 2025

SECTION 06: Local and State Public Safety Partner Engagement

Public Safety Partners Contacted

Jurisdiction / Organization	Title	HFTD Tier	Date/Time Contacted
Goleta	Mayor	Non HFRA, T3	8/12/2025 16:01
Goleta	Parks and Open Space Manager	Non HFRA, T3	8/12/2025 16:01
Goleta	Parks and Recreation Manager	Non HFRA, T3	8/12/2025 16:01
Goleta	Planning & Environmental Review Director	Non HFRA, T3	8/12/2025 16:01
Goleta	Public Works	Non HFRA, T3	8/12/2025 16:01
Goleta	Public Works Manager	Non HFRA, T3	8/12/2025 16:01
Hesperia	Assistant to the City Manager	Non HFRA, T3, T2	8/12/2025 1:06
Hesperia	Deputy City Manager	Non HFRA, T3, T2	8/12/2025 1:06
Hesperia	null	Non HFRA, T3, T2	8/12/2025 1:06
Hesperia	Public Works Director	Non HFRA, T3, T2	8/12/2025 1:06
Inyo County	Assistant County Administrative Officer (ACAO)	Non HFRA, T2	8/9/2025 15:22
Inyo County	County Administrative Officer (CAO)	Non HFRA, T2	8/9/2025 15:22
Inyo County	Emergency Services Manager	Non HFRA, T2	8/9/2025 15:22
Inyo County	Inyo County Sheriff Watch Desk	Non HFRA, T2	8/9/2025 15:22
Kern County	Assistant Emergency Services Manager	Non HFRA, T3, T2	8/9/2025 15:22
Kern County	Chair	Non HFRA, T3, T2	8/9/2025 15:22
Kern County	Deputy Chief	Non HFRA, T3, T2	8/9/2025 15:22
Kern County	Deputy Fire Chief	Non HFRA, T3, T2	8/9/2025 15:22
Kern County	Duty Officer	Non HFRA, T3, T2	8/9/2025 15:22
Kern County	Emergency Services Coordinator	Non HFRA, T3, T2	8/9/2025 15:22
Kern County	Fire Chief & Director of Emergency Services	Non HFRA, T3, T2	8/9/2025 15:22
Kern County	Interim Public Works Director	Non HFRA, T3, T2	8/9/2025 15:22
Kern County	Planning Director	Non HFRA, T3, T2	8/9/2025 15:22
Kern County	PSPS Notification	Non HFRA, T3, T2	8/9/2025 15:22
Kern County	Sheriff	Non HFRA, T3, T2	8/9/2025 15:22
Kern County	Supervisor	Non HFRA, T3, T2	8/9/2025 15:22
Kern County	Undersheriff	Non HFRA, T3, T2	8/9/2025 15:22
Lake Elsinore	Emergency Manager	Non HFRA, T3, T2	8/12/2025 16:01
Lancaster	Coordinator III	Non HFRA, T3, T2	8/9/2025 15:22
Lancaster	Emergency Manager	Non HFRA, T3, T2	8/9/2025 15:22
Lancaster	Utility Services Manager	Non HFRA, T3, T2	8/9/2025 15:22
Lancaster Energy	CCA Additional Contact	Non HFRA, T3, T2	8/8/2025 12:41
Lancaster Energy	CCA Tertiary Contact	Non HFRA, T3, T2	8/8/2025 12:41
Lancaster Energy	City of Manager's Office Asst	Non HFRA, T3, T2	8/8/2025 12:41
Los Angeles County	Asst. Fire Chief	Non HFRA, T3, T2	8/8/2025 12:41
Los Angeles County	Chief of Staff for Supervisor Barger	Non HFRA, T3, T2	8/8/2025 12:41
Los Angeles County	Chief of Community and Marketing Services Div	Non HFRA, T3, T2	8/8/2025 12:41
Los Angeles County	Deputy	Non HFRA, T3, T2	8/8/2025 12:41
Los Angeles County	Deputy Director	Non HFRA, T3, T2	8/8/2025 12:41
Los Angeles County	Director, Office of Emergency Management	Non HFRA, T3, T2	8/8/2025 12:41
Los Angeles County	Disabilities, Access and Functional Needs Coord	Non HFRA, T3, T2	8/8/2025 12:41



SCE Post-Event Report Data

August 09, 2025 to August 27, 2025

SECTION 06: Local and State Public Safety Partner Engagement

Public Safety Partners Contacted

Jurisdiction / Organization	Title	HFTD Tier	Date/Time Contacted
Los Angeles County	Disaster Area Coordinator, Area B	Non HFRA, T3, T2	8/8/2025 12:41
Los Angeles County	Disaster Area Coordinator, Area C	Non HFRA, T3, T2	8/8/2025 12:41
Los Angeles County	Disaster Area Coordinator, Area D	Non HFRA, T3, T2	8/8/2025 12:41
Los Angeles County	Disaster Area Coordinator, Area G	Non HFRA, T3, T2	8/8/2025 12:41
Los Angeles County	Disaster Management Area Coordinator	Non HFRA, T3, T2	8/8/2025 12:41
Los Angeles County	Disaster Management Area Coordinator, Area E	Non HFRA, T3, T2	8/8/2025 12:41
Los Angeles County	Disaster Services Analyst	Non HFRA, T3, T2	8/8/2025 12:41
Los Angeles County	Division Manager	Non HFRA, T3, T2	8/8/2025 12:41
Los Angeles County	Duty Officer	Non HFRA, T3, T2	8/8/2025 12:41
Los Angeles County	Emergency Preparedness Officer	Non HFRA, T3, T2	8/8/2025 12:41
Los Angeles County	Field Deputy	Non HFRA, T3, T2	8/8/2025 12:41
Los Angeles County	Fire Captain	Non HFRA, T3, T2	8/8/2025 12:41
Los Angeles County	null	Non HFRA, T3, T2	8/8/2025 12:41
Los Angeles County	Office of OEM/EOC	Non HFRA, T3, T2	8/8/2025 12:41
Los Angeles County	Planning Deputy	Non HFRA, T3, T2	8/8/2025 12:41
Los Angeles County	Senior Civil Engineer	Non HFRA, T3, T2	8/8/2025 12:41
Los Angeles County	Senior Deputy, Supervisor Kathryn Barger	Non HFRA, T3, T2	8/8/2025 12:41
Malibu	Acting Captain	Non HFRA, T3, T2	8/13/2025 0:46
Malibu	Assistant Fire Chief	Non HFRA, T3, T2	8/13/2025 0:46
Malibu	Caltrans	Non HFRA, T3, T2	8/13/2025 0:46
Malibu	CERT Team Leader	Non HFRA, T3, T2	8/13/2025 0:46
Malibu	CHP - Task Force	Non HFRA, T3, T2	8/13/2025 0:46
Malibu	CHP - West Valley Captian	Non HFRA, T3, T2	8/13/2025 0:46
Malibu	City Manager	Non HFRA, T3, T2	8/13/2025 0:46
Malibu	Community Services Liaison	Non HFRA, T3, T2	8/13/2025 0:46
Malibu	Council Member	Non HFRA, T3, T2	8/13/2025 0:46
Malibu	Deputy City Manager	Non HFRA, T3, T2	8/13/2025 0:46
Malibu	Emergency Contact	Non HFRA, T3, T2	8/13/2025 0:46
Malibu	Emergency Services Manager	Non HFRA, T3, T2	8/13/2025 0:46
Malibu	Fire Safety Liaison	Non HFRA, T3, T2	8/13/2025 0:46
Malibu	Interim City Manager	Non HFRA, T3, T2	8/13/2025 0:46
Malibu	Liaison Sergeant	Non HFRA, T3, T2	8/13/2025 0:46
Malibu	Mayor	Non HFRA, T3, T2	8/13/2025 0:46
Malibu	Mayor Pro Tem	Non HFRA, T3, T2	8/13/2025 0:46
Malibu	Media Information Officer	Non HFRA, T3, T2	8/13/2025 0:46
Malibu	Public Safety Director	Non HFRA, T3, T2	8/13/2025 0:46
Malibu	Public Safety Liaison	Non HFRA, T3, T2	8/13/2025 0:46
Malibu	Public Works Super	Non HFRA, T3, T2	8/13/2025 0:46
Malibu	Senior Public Works Inspector/Superintendent	Non HFRA, T3, T2	8/13/2025 0:46
Malibu	Thousand Oaks District Manager	Non HFRA, T3, T2	8/13/2025 0:46
Malibu	VOP Team Leader	Non HFRA, T3, T2	8/13/2025 0:46



SCE Post-Event Report Data

August 09, 2025 to August 27, 2025

SECTION 06: Local and State Public Safety Partner Engagement

Public Safety Partners Contacted

Jurisdiction / Organization	Title	HFTD Tier	Date/Time Contacted
Mono County	Chairperson (Supervisor - District 2)	Non HFRA, T2	8/9/2025 15:22
Mono County	County Administrative Officer (CAO)	Non HFRA, T2	8/9/2025 15:22
Mono County	Director Health and Human Services	Non HFRA, T2	8/9/2025 15:22
Mono County	Director of Emergency Services	Non HFRA, T2	8/9/2025 15:22
Mono County	Emergency Preparedness Manager	Non HFRA, T2	8/9/2025 15:22
Mono County	GIS Analyst	Non HFRA, T2	8/9/2025 15:22
Mono County	Mammoth Lakes Fire Department Chief	Non HFRA, T2	8/9/2025 15:22
Mono County	Manager	Non HFRA, T2	8/9/2025 15:22
Mono County	Mono County Sheriff's Dispatch: 24/7	Non HFRA, T2	8/9/2025 15:22
Mono County	null	Non HFRA, T2	8/9/2025 15:22
Mono County	OES/Patrol Sergeant	Non HFRA, T2	8/9/2025 15:22
Mono County	Parks & Facilities Superintendent Public Works	Non HFRA, T2	8/9/2025 15:22
Mono County	PSPS Notification	Non HFRA, T2	8/9/2025 15:22
Mono County	Public Information Manager - Consultant	Non HFRA, T2	8/9/2025 15:22
Mono County	Public Works Director	Non HFRA, T2	8/9/2025 15:22
Mono County	Sheriff - Coroner	Non HFRA, T2	8/9/2025 15:22
Mono County	Staff Service Analyst	Non HFRA, T2	8/9/2025 15:22
Mono County	Staff Services Analyst, Department of Social Se	Non HFRA, T2	8/9/2025 15:22
Mono County	Supervisor - District 3	Non HFRA, T2	8/9/2025 15:22
Mono County	Supervisor - District 5	Non HFRA, T2	8/9/2025 15:22
Mono County	Supervisor (District 1)	Non HFRA, T2	8/9/2025 15:22
Mono County	Supervisor (District 3)	Non HFRA, T2	8/9/2025 15:22
Mono County	Supervisor (District 4)	Non HFRA, T2	8/9/2025 15:22
Mono County	Wildfire Preparedness Coordinator	Non HFRA, T2	8/9/2025 15:22
Palm Springs	Building Official/Director of Building & Safety	Non HFRA, T3, T2	8/12/2025 16:01
Palm Springs	Captain - Palm Springs Fire Department	Non HFRA, T3, T2	8/12/2025 16:01
Palm Springs	Chief Communications Officer	Non HFRA, T3, T2	8/12/2025 16:01
Palm Springs	Chief Deputy City Clerk	Non HFRA, T3, T2	8/12/2025 16:01
Palm Springs	Chief Economic Development Officer	Non HFRA, T3, T2	8/12/2025 16:01
Palm Springs	City Clerk	Non HFRA, T3, T2	8/12/2025 16:01
Palm Springs	City Engineer	Non HFRA, T3, T2	8/12/2025 16:01
Palm Springs	City Manager	Non HFRA, T3, T2	8/12/2025 16:01
Palm Springs	Community Engagement/PS ONE	Non HFRA, T3, T2	8/12/2025 16:01
Palm Springs	Councilmember	Non HFRA, T3, T2	8/12/2025 16:01
Palm Springs	Director of Sustainability	Non HFRA, T3, T2	8/12/2025 16:01
Palm Springs	Emergency Manager	Non HFRA, T3, T2	8/12/2025 16:01
Palm Springs	Executive Assistant - City Manager	Non HFRA, T3, T2	8/12/2025 16:01
Palm Springs	Fire Chief	Non HFRA, T3, T2	8/12/2025 16:01
Palm Springs	Mayor	Non HFRA, T3, T2	8/12/2025 16:01
Palm Springs	Police Chief	Non HFRA, T3, T2	8/12/2025 16:01
Palm Springs	Public Works Director	Non HFRA, T3, T2	8/12/2025 16:01



SCE Post-Event Report Data

August 09, 2025 to August 27, 2025

SECTION 06: Local and State Public Safety Partner Engagement

Public Safety Partners Contacted

Jurisdiction / Organization	Title	HFTD Tier	Date/Time Contacted
Palm Springs	Senior Cogeneration Technician	Non HFRA, T3, T2	8/12/2025 16:01
Palmdale	Emergency Manager	Non HFRA, T3, T2	8/9/2025 15:22
Riverside County	EMD Duty Chief	Non HFRA, T3, T2	8/12/2025 16:01
Riverside County	EMD Duty Officer	Non HFRA, T3, T2	8/12/2025 16:01
Riverside County	Emergency Services Manager	Non HFRA, T3, T2	8/12/2025 16:01
San Bernardino County	Assistant Director for Public Works	Non HFRA, T3, T2	8/12/2025 1:06
San Bernardino County	Assistant Director Public Health	Non HFRA, T3, T2	8/12/2025 1:06
San Bernardino County	Assistant Executive Officer	Non HFRA, T3, T2	8/12/2025 1:06
San Bernardino County	Captain/SBSD Emergency Services	Non HFRA, T3, T2	8/12/2025 1:06
San Bernardino County	CEO Administrative Aide	Non HFRA, T3, T2	8/12/2025 1:06
San Bernardino County	Chief Executive Officer	Non HFRA, T3, T2	8/12/2025 1:06
San Bernardino County	Chief of Staff for Supervisor Armendarez	Non HFRA, T3, T2	8/14/2025 15:15
San Bernardino County	Communications Director	Non HFRA, T3, T2	8/12/2025 1:06
San Bernardino County	Community Svs Liaison, Supervisor Hagman	Non HFRA, T3, T2	8/12/2025 1:06
San Bernardino County	Corporal - Public Affairs Division Sheriff's Dept	Non HFRA, T3, T2	8/12/2025 1:06
San Bernardino County	Deputy Chief of Administration	Non HFRA, T3, T2	8/12/2025 1:06
San Bernardino County	Deputy Chief of Operations	Non HFRA, T3, T2	8/12/2025 1:06
San Bernardino County	Deputy Director-DPW	Non HFRA, T3, T2	8/12/2025 1:06
San Bernardino County	Deputy Executive Officer	Non HFRA, T3, T2	8/12/2025 1:06
San Bernardino County	Deputy Fire Marshal	Non HFRA, T3, T2	8/12/2025 1:06
San Bernardino County	Director	Non HFRA, T3, T2	8/12/2025 1:06
San Bernardino County	Director of the Office of Emergency Services	Non HFRA, T3, T2	8/12/2025 1:06
San Bernardino County	Director, ROV	Non HFRA, T3, T2	8/12/2025 1:06
San Bernardino County	Dispatch for Fac. Management	Non HFRA, T3, T2	8/12/2025 1:06
San Bernardino County	Dispatch Supervisor	Non HFRA, T3, T2	8/12/2025 1:06
San Bernardino County	District Director, 1st District	Non HFRA, T3, T2	8/12/2025 1:06
San Bernardino County	District Director, 5th District	Non HFRA, T3, T2	8/12/2025 1:06
San Bernardino County	Division Chief- EHS	Non HFRA, T3, T2	8/12/2025 1:06
San Bernardino County	Division Manager, Water and Sanitation	Non HFRA, T3, T2	8/12/2025 1:06
San Bernardino County	Emergency Services Coordinator / SBSD Emer O	Non HFRA, T3, T2	8/12/2025 1:06
San Bernardino County	Emergency Services Officer	Non HFRA, T3, T2	8/12/2025 1:06
San Bernardino County	EMS Agency Duty Officer	Non HFRA, T3, T2	8/12/2025 1:06
San Bernardino County	Engineering Construction	Non HFRA, T3, T2	8/12/2025 1:06
San Bernardino County	Engineering Manager-DPW	Non HFRA, T3, T2	8/12/2025 1:06
San Bernardino County	Executive Admin Assist for Luther Snoke Deputy	Non HFRA, T3, T2	8/12/2025 1:06
San Bernardino County	Executive Admin Assistant	Non HFRA, T3, T2	8/12/2025 1:06
San Bernardino County	Executive Aide to Supervisor Rowe	Non HFRA, T3, T2	8/12/2025 1:06
San Bernardino County	Executive Secretary	Non HFRA, T3, T2	8/12/2025 1:06
San Bernardino County	Executive Secretary, Supervisor Armendarez	Non HFRA, T3, T2	8/12/2025 1:06
San Bernardino County	Field Representative	Non HFRA, T3, T2	8/12/2025 1:06
San Bernardino County	Fire Chief/Fire Warden	Non HFRA, T3, T2	8/12/2025 1:06



SCE Post-Event Report Data

August 09, 2025 to August 27, 2025

SECTION 06: Local and State Public Safety Partner Engagement

Public Safety Partners Contacted

Jurisdiction / Organization	Title	HFTD Tier	Date/Time Contacted
San Bernardino County	Fire Marshal	Non HFRA, T3, T2	8/12/2025 1:06
San Bernardino County	Manager - Real Estate Services	Non HFRA, T3, T2	8/12/2025 1:06
San Bernardino County	Media Specialist-OES	Non HFRA, T3, T2	8/12/2025 1:06
San Bernardino County	OES Duty Officer	Non HFRA, T3, T2	8/12/2025 1:06
San Bernardino County	Parks Operations Chief	Non HFRA, T3, T2	8/12/2025 1:06
San Bernardino County	Policy Advisor, 4th District	Non HFRA, T3, T2	8/12/2025 1:06
San Bernardino County	Project Manager	Non HFRA, T3, T2	8/12/2025 1:06
San Bernardino County	Public Health Duty Officer	Non HFRA, T3, T2	8/12/2025 1:06
San Bernardino County	Public Health Program Manager	Non HFRA, T3, T2	8/12/2025 1:06
San Bernardino County	Public Information Officer	Non HFRA, T3, T2	8/12/2025 1:06
San Bernardino County	Public Information Officer, SBFIRE	Non HFRA, T3, T2	8/12/2025 1:06
San Bernardino County	Public Works Director	Non HFRA, T3, T2	8/12/2025 1:06
San Bernardino County	Senior Advisor	Non HFRA, T3, T2	8/12/2025 1:06
San Bernardino County	Senior Planner	Non HFRA, T3, T2	8/12/2025 1:06
San Bernardino County	Supervising Emergency Services Officer	Non HFRA, T3, T2	8/12/2025 1:06
San Bernardino County	Supervisor	Non HFRA, T3, T2	8/12/2025 1:06
Santa Barbara	Acting Street Operations and Infrastructure Man	Non HFRA, T3	8/13/2025 15:36
Santa Barbara	Acting Sustainability & Resilience Director	Non HFRA, T3	8/13/2025 15:36
Santa Barbara	City Administrator / Clerk / Treasurer	Non HFRA, T3	8/13/2025 15:36
Santa Barbara	City Clerk Services Manager	Non HFRA, T3	8/13/2025 15:36
Santa Barbara	City Engineer	Non HFRA, T3	8/13/2025 15:36
Santa Barbara	Councilmember	Non HFRA, T3	8/13/2025 15:36
Santa Barbara	Emergency Contact	Non HFRA, T3	8/13/2025 15:36
Santa Barbara	Emergency Services Manager	Non HFRA, T3	8/13/2025 15:36
Santa Barbara	Energy and Climate Manager, Sustainability and	Non HFRA, T3	8/10/2025 13:05
Santa Barbara	Executive Assistant City of Santa Barbara, Public	Non HFRA, T3	8/13/2025 15:36
Santa Barbara	Fire Chief	Non HFRA, T3	8/13/2025 15:36
Santa Barbara	Fire Operations Division Chief	Non HFRA, T3	8/13/2025 15:36
Santa Barbara	Mayor Pro Tempore	Non HFRA, T3	8/13/2025 15:36
Santa Barbara	Public Works Director	Non HFRA, T3	8/13/2025 15:36
Santa Barbara	Resilience Program Supervisor	Non HFRA, T3	8/13/2025 15:36
Santa Barbara	Waterfront Director	Non HFRA, T3	8/13/2025 15:36
Santa Barbara Clean Energy	Acting Sustainability & Resilience Director	Non HFRA, T3	8/10/2025 13:05
Santa Barbara Clean Energy	CCA Secondary Contact	Non HFRA, T3	8/10/2025 13:05
Santa Barbara County	Associate Director of the Office of Emergency M	Non HFRA, T3	8/10/2025 13:05
Santa Barbara County	County Sheriff's Office Dispatch Inbox	Non HFRA, T3	8/10/2025 13:05
Santa Barbara County	Director, Office of Emergency Management	Non HFRA, T3	8/10/2025 13:05
Santa Barbara County	Duty Officer	Non HFRA, T3	8/10/2025 13:05
Santa Barbara County	Emergency Manager	Non HFRA, T3	8/10/2025 13:05
Santa Barbara County	Fire Duty Chief	Non HFRA, T3	8/10/2025 13:05
Santa Barbara County	OEM Staff	Non HFRA, T3	8/10/2025 13:05



SCE Post-Event Report Data

August 09, 2025 to August 27, 2025

SECTION 06: Local and State Public Safety Partner Engagement

Public Safety Partners Contacted

Jurisdiction / Organization	Title	HFTD Tier	Date/Time Contacted
Santa Barbara County	Regional Fire Communication Center	Non HFRA, T3	8/10/2025 13:05
Santa Clarita	Assistant City Manager	Non HFRA, T3, T2	8/12/2025 16:01
Santa Clarita	City Manager	Non HFRA, T3, T2	8/12/2025 16:01
Santa Clarita	Community Services Liaison, Los Angeles Coun	Non HFRA, T3, T2	8/12/2025 16:01
Santa Clarita	Emergency Manager	Non HFRA, T3, T2	8/12/2025 16:01
Santa Clarita	Emergency Operations Analyst	Non HFRA, T3, T2	8/12/2025 16:01
Santa Clarita	null	Non HFRA, T3, T2	8/12/2025 16:01
Simi Valley	Assistant City Manager	Non HFRA, T3, T2	8/9/2025 15:22
Tulare County	County PIO	Non HFRA, T3, T2	8/13/2025 22:15
Tulare County	County Supervisor	Non HFRA, T3, T2	8/9/2025 15:22
Tulare County	Director, Resource Management Agency	Non HFRA, T3, T2	8/9/2025 15:22
Tulare County	Fire Chief	Non HFRA, T3, T2	8/9/2025 15:22
Tulare County	OES Manager	Non HFRA, T3, T2	8/9/2025 15:22
Upland	Emergency Services Officer	Non HFRA, T3, T2	8/12/2025 1:06
Yucaipa	Battalion Chief	Non HFRA, T3, T2	8/12/2025 16:01
Yucaipa	Council Member	Non HFRA, T3, T2	8/12/2025 16:01
Yucaipa	Emergency Services Manager	Non HFRA, T3, T2	8/12/2025 16:01
Yucaipa	Interim City Manager	Non HFRA, T3, T2	8/12/2025 16:01
Yucaipa	null	Non HFRA, T3, T2	8/12/2025 16:01
Yucca Valley	City Manager	Non HFRA, T3, T2	8/12/2025 16:01
Yucca Valley	Councilmember	Non HFRA, T3, T2	8/12/2025 16:01
Yucca Valley	Deputy Town Manager/Public Works	Non HFRA, T3, T2	8/12/2025 16:01
Yucca Valley	Management Analyst	Non HFRA, T3, T2	8/12/2025 16:01
Yucca Valley	Mayor Pro Tem	Non HFRA, T3, T2	8/12/2025 16:01
Yucca Valley	Museum Director	Non HFRA, T3, T2	8/12/2025 16:01
Yucca Valley	Museum Supervisor	Non HFRA, T3, T2	8/12/2025 16:01
Yucca Valley	Planning Commissioner	Non HFRA, T3, T2	8/26/2025 22:27
Yucca Valley	Project Engineer	Non HFRA, T3, T2	8/12/2025 16:01
Yucca Valley	Staff Accountant	Non HFRA, T3, T2	8/12/2025 16:01
Yucca Valley	Town Clerk	Non HFRA, T3, T2	8/12/2025 16:01
ANTELOPE EXPANSION 2, LLC		Non HFRA, T3, T2	8/10/2025 13:06
ANTELOPE VALLEY E KERN WTR AGY		Non HFRA, T3, T2	8/9/2025 15:23
ANTONIO CANCHOLA		Non HFRA, T3, T2	8/9/2025 15:23
AT&T CORPORATION		Non HFRA, T3, T2	8/9/2025 15:23
AT&T WIRELESS SERVICES		Non HFRA, T3, T2	8/9/2025 15:23
ATT MOBILITY		Non HFRA, T2	8/10/2025 13:06
BRIDGEPORT FIRE DIST		Non HFRA, T2	8/10/2025 13:06
BRIDGEPORT INDIAN COLONY		Non HFRA, T2	8/10/2025 13:06
BRIDGEPORT INDIAN RESERVATION		Non HFRA, T2	8/10/2025 13:06
BRIDGEPORT PUD		Non HFRA, T2	8/10/2025 13:06
BRUCE ROBERTS		T3	8/9/2025 15:23



SCE Post-Event Report Data

August 09, 2025 to August 27, 2025

SECTION 06: Local and State Public Safety Partner Engagement

Public Safety Partners Contacted

Jurisdiction / Organization	Title	HFTD Tier	Date/Time Contacted
BURLANDO HTS WTR CO		T3	8/9/2025 15:23
CA BROADBAND COOPERATIVE, INC.		T2	8/10/2025 13:06
CALIFORNIA STATE HIGHWAY PATROL		Non HFRA, T2	8/10/2025 13:06
CALIFORNIA WATER SERVICES, CO		Non HFRA, T3, T2	8/9/2025 15:23
CALTRANS		Non HFRA, T2	8/9/2025 15:25
Central Antelope Dry Ranch B		Non HFRA, T3, T2	8/9/2025 15:23
CHERI MORA		T3	8/9/2025 15:23
CINGULAR WIRELESS LLC		T3	8/9/2025 15:23
COUNTY OF KERN		T3	8/9/2025 15:23
DAVID GRIFFITH		T3	8/9/2025 15:23
DAVID LAROCHE		T3	8/9/2025 15:23
DUCOR TELEPHONE CO.		T3	8/9/2025 15:23
DWR - STATE WATER PROJECTS		Non HFRA, T3, T2	8/9/2025 15:23
EILEEN CODLING		T3	8/9/2025 15:23
EUGENE FOUNTAIN		T3	8/9/2025 15:23
FRAZIER PARK PUB UTIL DIST		T2	8/9/2025 15:25
FRONTIER COMMUNICATIONS PARENT INC		Non HFRA, T3, T2	8/9/2025 15:23
GERALD CLAXTON		T3, T2	8/9/2025 15:23
GOLDEN VALLEY MUNICIPAL WATER		T2	8/9/2025 15:25
GREEN VALLEY COUNTY WATER DIST		Non HFRA, T3, T2	8/9/2025 15:23
HIGH DESERT BROADCASTING		Non HFRA, T3, T2	8/10/2025 13:06
JAMES TOONE		T3	8/9/2025 15:23
JEFF NELMS		Non HFRA, T3, T2	8/9/2025 15:23
JOHNNY MCNALLY'S FAIRVIEW LODG		T3, T2	8/9/2025 15:23
KAITLYN HILL		T3	8/9/2025 15:23
LAKE ELIZABETH MUTUAL WATER CO		Non HFRA, T3, T2	8/9/2025 15:23
LANCASTER, CITY OF		Non HFRA, T3, T2	8/10/2025 13:06
LEBEC COUNTY WATER DISTRICT		T2	8/9/2025 15:25
LeBec Mountain Water LLC		T2	8/9/2025 15:25
LINDA CLARK		T3, T2	8/9/2025 15:23
LOS ANGELES COUNTY FIRE DEPT		Non HFRA, T3, T2	8/9/2025 15:23
LOS ANGELES COUNTY ISD		Non HFRA, T3, T2	8/9/2025 15:23
LOS ANGELES COUNTY PUBLIC WORK		Non HFRA, T3, T2	8/9/2025 15:23
LOS ANGELES DEPT OF WTR & POWR		Non HFRA, T3, T2	8/9/2025 15:23
LUNDY MUTUAL WATER		Non HFRA, T2	8/10/2025 13:06
MARK WEGER		Non HFRA, T3, T2	8/9/2025 15:23
MARTIN TREACY		T3	8/9/2025 15:23
MCI GROUP		Non HFRA, T3, T2	8/9/2025 15:23
MEDIACOM, LLC		T3, T2	8/9/2025 15:23
MONO CITY FIRE DEPT		Non HFRA, T2	8/10/2025 13:06
MONO, COUNTY OF		Non HFRA, T2	8/10/2025 13:06



SCE Post-Event Report Data

August 09, 2025 to August 27, 2025

SECTION 06: Local and State Public Safety Partner Engagement

Public Safety Partners Contacted

Jurisdiction / Organization	Title	HFTD Tier	Date/Time Contacted
NISHA KUMAR		T3	8/9/2025 15:23
NVARD BALYAN		Non HFRA, T3, T2	8/9/2025 15:23
ONWARD ENERGY MANAGEMENT		Non HFRA, T3, T2	8/9/2025 15:23
PALMDALE, CITY OF		Non HFRA, T3, T2	8/10/2025 13:06
PORTAL RIDGE SOLAR, LLC		Non HFRA, T3, T2	8/9/2025 15:23
QWEST COMMUNICATIONS CORP		T2	8/9/2025 15:25
RADIANCE SOLAR 4 LLC		Non HFRA, T3, T2	8/10/2025 13:06
RADIANCE SOLAR 5 LLC		Non HFRA, T3, T2	8/10/2025 13:06
RAMON LOPEZ		T3, T2	8/9/2025 15:23
RIVER KERN MUT WATER		T3, T2	8/9/2025 15:23
ROBERT ANDERSON		T2	8/9/2025 15:25
RODEO SOLAR C2 LLC		Non HFRA, T3, T2	8/10/2025 13:06
RODEO SOLAR D2, LLC		Non HFRA, T3, T2	8/10/2025 13:06
SANDRA ENERGY LLC		Non HFRA, T3, T2	8/10/2025 13:06
SCHAT COMMUNICATIONS		T2	8/10/2025 13:06
T MOBILE WEST, LLC		T2	8/9/2025 15:25
TIME WARNER CABLE		Non HFRA, T3, T2	8/9/2025 15:23
TWIN LAKES ENTERPRISES		Non HFRA, T2	8/10/2025 23:46
UNITED STATES FOREST SERVICE		T3	8/9/2025 15:23
VERIZON WIRELESS		Non HFRA, T3, T2	8/9/2025 15:23
YVONNE THOME		T3	8/9/2025 15:23



SCE Post-Event Report Data

August 09, 2025 to August 27, 2025

SECTION 06: Local and State Public Safety Partner Engagement

Entities Invited to SCE Emergency Operations Center	
Entity	Type
CalOES Warning Center	Public Safety Partners
Cal Fire	Public Safety Partners
California Governor's Office of Emergency Services (CalOES)	Public Safety Partners
California Health and Human Services (CHHS)	Public Safety Partners
California Public Utilities Commission (CPUC)	Public Safety Partners
Energy Safety	Public Safety Partners
Inyo County OEM	Public Safety Partners
Kern County OEM	Public Safety Partners
Los Angeles County OEM	Public Safety Partners
Mono County OEM	Public Safety Partners
Riverside County OEM	Public Safety Partners
San Bernardino County OEM	Public Safety Partners
Santa Barbara County OEM	Public Safety Partners
Tulare County OEM	Public Safety Partners
Wildfire Forecast & Threat Intel Integration Center (WFTIIC)	Public Safety Partners
4TH STREET WATER COMPANY	Critical Facilities and Critical
ACE ASSOCIATES, LLC	Critical Facilities and Critical
ACTON AGUA DULCE SCHOOL DIST	Critical Facilities and Critical
ADVENCO, LLC	Critical Facilities and Critical
ALEGRIA DOMESTIC MUTUAL WATER	Critical Facilities and Critical
ALEGRIA MUTUAL WATER CO	Critical Facilities and Critical
AMERICAN CABLE ENTERTAINMENT	Critical Facilities and Critical
AMERICAN INDIAN HEALTH SERVICE	Critical Facilities and Critical
AMERICAN TOWER CORPORATION	Critical Facilities and Critical
AMERICAN TOWERS	Critical Facilities and Critical
AMY CARTER	Critical Facilities and Critical
ANDREW FREEBORN	Critical Facilities and Critical
ANTELOPE EXPANSION 2, LLC	Critical Facilities and Critical
ANTELOPE VALLEY E KERN WTR AGY	Critical Facilities and Critical
ANTHONY LONGOBARDO	Critical Facilities and Critical
ANTONIO CANCHOLA	Critical Facilities and Critical
APALLA KARIM	Critical Facilities and Critical
ARGUELLO INCORPORATED	Critical Facilities and Critical
AT&T	Critical Facilities and Critical
AT&T CORPORATION	Critical Facilities and Critical
AT&T INCORPORATED	Critical Facilities and Critical
AT&T MOBILITY	Critical Facilities and Critical
AT&T WIRELESS SERVICES	Critical Facilities and Critical
BARRANCA ENTERPRISES	Critical Facilities and Critical
BARTON FLATS CAMP ASSOCIATION	Critical Facilities and Critical
BEACON WEST ENERGY GROUP, LLC	Critical Facilities and Critical
BEAR VALLEY ELECTRIC	Critical Facilities and Critical
BEAR VALLEY UNIFIED SCH DIST	Critical Facilities and Critical
BLEICHFLAT MUTUAL WATER	Critical Facilities and Critical
BNSF RAILWAY CO	Critical Facilities and Critical
BOOM RANCH LLC	Critical Facilities and Critical
BRENT MCCAULEY	Critical Facilities and Critical
BRUCE ROBERTS	Critical Facilities and Critical
BURLINGTON NORTHERN SANTA FE	Critical Facilities and Critical
CA DEPT OF CORRECTIONS & REHAB	Critical Facilities and Critical
CA DEPT OF FISH AND GAME	Critical Facilities and Critical
CA DEPT OF PARKS & RECREATION	Critical Facilities and Critical
CACHUMA OPERATION & MTCE.BOARD	Critical Facilities and Critical
CACHUMA OPERATIONS AND MAIN	Critical Facilities and Critical
CALIFORNIA INSTITUTE OF TECH	Critical Facilities and Critical
CALIFORNIA STATE HIGHWAY PATROL	Critical Facilities and Critical
CALIFORNIA WATER SERVICES, CO	Critical Facilities and Critical
CALTRANS	Critical Facilities and Critical
CALWIND RESOURCES	Critical Facilities and Critical
CANYON COUNTRY DIALYSIS LLC	Critical Facilities and Critical
CARPINTERIA UNIFIED SCHOOL DST	Critical Facilities and Critical
CARPINTERIA, CITY OF	Critical Facilities and Critical
CATHEDRAL CITY, CITY OF	Critical Facilities and Critical
CDWR	Critical Facilities and Critical
CEDAR PINES PARK MUTUAL WATER	Critical Facilities and Critical
CEI, INC	Critical Facilities and Critical
CENTRAL ANTELOPE DRY RANCH B	Critical Facilities and Critical
CEQUEL COMMUNICATIONS, LLC	Critical Facilities and Critical
CHARTER COMMUNICATIONS INC	Critical Facilities and Critical
CHERI MORA	Critical Facilities and Critical
CHLOE KOSLO	Critical Facilities and Critical
CINGULAR WIRELESS LLC	Critical Facilities and Critical Infrastructure



SCE Post-Event Report Data

August 09, 2025 to August 27, 2025

SECTION 06: Local and State Public Safety Partner Engagement

Entities Invited to SCE Emergency Operations Center	
Entity	Type
CLARK STREET COMMUNITY	Critical Facilities and Critical Infrastructure
CLAUDIA LEYVA LOPEZ	Critical Facilities and Critical Infrastructure
CLIFORD DOUGLAS	Critical Facilities and Critical Infrastructure
CMP ANGLS TRCT LND	Critical Facilities and Critical Infrastructure
COACHELLA VALLEY WATER DIST	Critical Facilities and Critical Infrastructure
COASTLINE CHRISTIAN ACADEMY	Critical Facilities and Critical Infrastructure
CODY WOODBURY	Critical Facilities and Critical Infrastructure
COLLEGE COMMUNITY SVCS	Critical Facilities and Critical Infrastructure
CONOR ALLYN	Critical Facilities and Critical Infrastructure
COUNTY OF KERN	Critical Facilities and Critical Infrastructure
COX COMMUNICATIONS CALIF, LLC	Critical Facilities and Critical Infrastructure
COX ENTERPRISES INC	Critical Facilities and Critical Infrastructure
CRESTLINE LAKE ARROWHEAD WATER	Critical Facilities and Critical Infrastructure
CRESTLINE SANITATION DISTRICT	Critical Facilities and Critical Infrastructure
CRESTLINE VILLAGE WATER DIST	Critical Facilities and Critical Infrastructure
CROWN CASTLE	Critical Facilities and Critical Infrastructure
CROWN CASTLE NG WEST LLC	Critical Facilities and Critical Infrastructure
CVIN, LLC	Critical Facilities and Critical Infrastructure
CYNTHIA ABULAFIA	Critical Facilities and Critical Infrastructure
CYNTHIA MAHONEY	Critical Facilities and Critical Infrastructure
DALIA ESCARENO	Critical Facilities and Critical Infrastructure
DAVID GRIFFITH	Critical Facilities and Critical Infrastructure
DAVID HULL	Critical Facilities and Critical Infrastructure
DAVID LAROCHE	Critical Facilities and Critical Infrastructure
DAVID LOOTENS	Critical Facilities and Critical Infrastructure
DAVITA INC	Critical Facilities and Critical Infrastructure
DEER MEADOW MUTUAL	Critical Facilities and Critical Infrastructure
DEPARTMENT OF AGRICULTURE	Critical Facilities and Critical Infrastructure
DEPARTMENT OF MOTOR VEHICLES	Critical Facilities and Critical Infrastructure
DESERT WATER AGENCY	Critical Facilities and Critical Infrastructure
DISH WIRELESS HOLDING, LLC	Critical Facilities and Critical Infrastructure
DOWNEY FAMILY YMCA	Critical Facilities and Critical Infrastructure



SCE Post-Event Report Data

August 09, 2025 to August 27, 2025

SECTION 06: Local and State Public Safety Partner Engagement

Entities Invited to SCE Emergency Operations Center	
Entity	Type
DUANE RUSSELL	Critical Facilities and Critical Infrastructure
DUCOR TELEPHONE CO.	Critical Facilities and Critical Infrastructure
DWR - STATE WATER PROJECTS	Critical Facilities and Critical Infrastructure
EILEEN CODLING	Critical Facilities and Critical Infrastructure
EL CAPITAN MUTUAL WATER CMPANY	Critical Facilities and Critical Infrastructure
EL TEJON UNIFIED SCHOOL DIST	Critical Facilities and Critical Infrastructure
ELECTRIC LIGHT WAVE	Critical Facilities and Critical Infrastructure
ELIETTE RAMOS	Critical Facilities and Critical Infrastructure
EMMW CO INC	Critical Facilities and Critical Infrastructure
ERSKINE CREEK WATER	Critical Facilities and Critical Infrastructure
EXCELSIOR EDUCATION CENTER	Critical Facilities and Critical Infrastructure
FALCON HOLDING GROUP LP	Critical Facilities and Critical Infrastructure
FALLSVALE SERVICE CO	Critical Facilities and Critical Infrastructure
FEDERAL AVIATION ADMINISTRATIO	Critical Facilities and Critical Infrastructure
FEDERAL BUREAU OF INVSTIGATION	Critical Facilities and Critical Infrastructure
FIONA NICHOL	Critical Facilities and Critical Infrastructure
FRANK MANNING	Critical Facilities and Critical Infrastructure
FRAZIER PARK PUB UTIL DIST	Critical Facilities and Critical Infrastructure
FRED WUDL	Critical Facilities and Critical Infrastructure
FREEPORT MCMORAN OIL & GAS	Critical Facilities and Critical Infrastructure
FREMONT & SANTA YNEZ IMP ASSOC	Critical Facilities and Critical Infrastructure
FRONTIER COMMUNICATIONS CORP	Critical Facilities and Critical Infrastructure
FRONTIER COMMUNICATIONS PARENT INC	Critical Facilities and Critical Infrastructure
FTS PROJECT OWNER 2, LLC	Critical Facilities and Critical Infrastructure
GARY ZUBER	Critical Facilities and Critical Infrastructure
GEORGE BRITTNER-GORDON	Critical Facilities and Critical Infrastructure
GERALD CLAXTON	Critical Facilities and Critical Infrastructure
GISELLE CERVANTES	Critical Facilities and Critical Infrastructure
GLENDALE ELECTRONIC	Critical Facilities and Critical Infrastructure
GLOBAL SIGNAL INC	Critical Facilities and Critical Infrastructure
GOLDEN STATE WATER COMPANY	Critical Facilities and Critical Infrastructure
GOLETA SANITARY DISTRICT	Critical Facilities and Critical Infrastructure

<div><div></div><div><h1>SCE Post-Event Report Data</h1><p>August 09, 2025 to August 27, 2025</p></div></div>	
SECTION 06: Local and State Public Safety Partner Engagement	
Entities Invited to SCE Emergency Operations Center	
Entity	Type
GOLETA UNION SCHOOL DISTRICT	Critical Facilities and Critical Infrastructure
GOLETA WATER DISTRICT	Critical Facilities and Critical Infrastructure
GOLETA, CITY OF	Critical Facilities and Critical Infrastructure
GORMAN SCHOOL DISTRICT	Critical Facilities and Critical Infrastructure
GREEN VALLEY COUNTY WATER DIST	Critical Facilities and Critical Infrastructure
GREGORY LYNCH	Critical Facilities and Critical Infrastructure
HECTOR SALDIVAR	Critical Facilities and Critical Infrastructure
HESPERIA WATER DISTRICT	Critical Facilities and Critical Infrastructure
HESPERIA, CITY OF	Critical Facilities and Critical Infrastructure
HI-DESERT WATER DISTRICT	Critical Facilities and Critical Infrastructure
HIGH DESERT BROADCASTING	Critical Facilities and Critical Infrastructure
HILLSIDE HOUSE	Critical Facilities and Critical Infrastructure
HOPE ELEMENTARY SCHOOL DIST	Critical Facilities and Critical Infrastructure
HUGH CHAFFIN	Critical Facilities and Critical Infrastructure
INLAND PSYCHIATRIC MEDICAL GROUP	Critical Facilities and Critical Infrastructure
JAMES TOONE	Critical Facilities and Critical Infrastructure
JAN RYAN	Critical Facilities and Critical Infrastructure
JANET LUBIN	Critical Facilities and Critical Infrastructure
JEFF NELMS	Critical Facilities and Critical Infrastructure
JEFFREY MYERS	Critical Facilities and Critical Infrastructure
JESUS RIZK	Critical Facilities and Critical Infrastructure
JODY CHRISTMAN	Critical Facilities and Critical Infrastructure
JOHN TARLTON	Critical Facilities and Critical Infrastructure
JOHNNY MCNALLY'S FAIRVIEW LODG	Critical Facilities and Critical Infrastructure
JUAN SAUCEDO	Critical Facilities and Critical Infrastructure
JULIE BOOS	Critical Facilities and Critical Infrastructure
JUNIPER MUTUAL WATER	Critical Facilities and Critical Infrastructure
K2TOWERSIII LLC	Critical Facilities and Critical Infrastructure
KAITLYN HILL	Critical Facilities and Critical Infrastructure
KAWEAH WATER ASSOC	Critical Facilities and Critical Infrastructure
KENN GATES	Critical Facilities and Critical Infrastructure
KEPPEL UNION SCHOOL DISTRICT	Critical Facilities and Critical Infrastructure



SCE Post-Event Report Data

August 09, 2025 to August 27, 2025

SECTION 06: Local and State Public Safety Partner Engagement

Entities Invited to SCE Emergency Operations Center	
Entity	Type
KERN COMMUNITY COLLEGE DISTRCT	Critical Facilities and Critical Infrastructure
KERN COUNTY AIRPORT	Critical Facilities and Critical Infrastructure
KERN COUNTY SUPT OF SCHOOLS	Critical Facilities and Critical Infrastructure
KERN UNION HIGH SCHOOL	Critical Facilities and Critical Infrastructure
KERN VALLEY WIRELESS INC	Critical Facilities and Critical Infrastructure
KERNVILLE UNION SCHOOL DIST	Critical Facilities and Critical Infrastructure
KEVIN CHAMAS	Critical Facilities and Critical Infrastructure
LA CUMBRE MUTUAL WATER CO	Critical Facilities and Critical Infrastructure
LA PATERA CATTLE CO	Critical Facilities and Critical Infrastructure
LAGUNA BLANCA SCHOOL	Critical Facilities and Critical Infrastructure
LAKE ELIZABETH MUTUAL WATER CO	Critical Facilities and Critical Infrastructure
LAKE ISABELLA COMM WATER DIST	Critical Facilities and Critical Infrastructure
LAKE LINX, INC	Critical Facilities and Critical Infrastructure
LANCASTER, CITY OF	Critical Facilities and Critical Infrastructure
LARRY JULES	Critical Facilities and Critical Infrastructure
LAS POSITAS MUT WTR	Critical Facilities and Critical Infrastructure
LDOS WORLDCOM	Critical Facilities and Critical Infrastructure
LEBEC COUNTY WATER DISTRICT	Critical Facilities and Critical Infrastructure
LEBEC MOUNTAIN WATER LLC	Critical Facilities and Critical Infrastructure
LIBERTY AMBULANCE	Critical Facilities and Critical Infrastructure
LINDA CLARK	Critical Facilities and Critical Infrastructure
LISA HENDERSON	Critical Facilities and Critical Infrastructure
LIWW, LLC	Critical Facilities and Critical Infrastructure
LLANO DEL RIO	Critical Facilities and Critical Infrastructure
LODESTAR TOWERS, INC	Critical Facilities and Critical Infrastructure
LONG CANYON WTR CO	Critical Facilities and Critical Infrastructure
LOS ANGELES COUNTY FIRE DEPT	Critical Facilities and Critical Infrastructure
LOS ANGELES COUNTY ISD	Critical Facilities and Critical Infrastructure
LOS ANGELES COUNTY LIBRARY	Critical Facilities and Critical Infrastructure
LOS ANGELES COUNTY PUBLIC WORK	Critical Facilities and Critical Infrastructure
LOS ANGELES DEPT OF WTR & POWR	Critical Facilities and Critical Infrastructure
LOS PADRES NATIONAL FOREST	Critical Facilities and Critical Infrastructure

<div><div></div><div><h1>SCE Post-Event Report Data</h1><p>August 09, 2025 to August 27, 2025</p></div></div>	
SECTION 06: Local and State Public Safety Partner Engagement	
Entities Invited to SCE Emergency Operations Center	
Entity	Type
LOWER ROCK CREEK MUTUAL WATER	Critical Facilities and Critical Infrastructure
LUNDY MUTUAL WATER	Critical Facilities and Critical Infrastructure
LUZ GALVAN	Critical Facilities and Critical Infrastructure
MALIBU, CITY OF	Critical Facilities and Critical Infrastructure
MARINE AND WILDLIFE INST.	Critical Facilities and Critical Infrastructure
MARK GONZALEZ	Critical Facilities and Critical Infrastructure
MARK JOHNSON	Critical Facilities and Critical Infrastructure
MARK WEGER	Critical Facilities and Critical Infrastructure
MARTHA GREEN-WHITNEY	Critical Facilities and Critical Infrastructure
MARTIN TREACY	Critical Facilities and Critical Infrastructure
MCI GROUP	Critical Facilities and Critical Infrastructure
MEDIACOM, LLC	Critical Facilities and Critical Infrastructure
MERRYL ZEGAR	Critical Facilities and Critical Infrastructure
MESA WIND POWER CORPORATION	Critical Facilities and Critical Infrastructure
METROLINK	Critical Facilities and Critical Infrastructure
METROPOLITAN WATER DISTRICT	Critical Facilities and Critical Infrastructure
METTLER VAL WATER CO	Critical Facilities and Critical Infrastructure
MICHAEL LANCON	Critical Facilities and Critical Infrastructure
MICHAEL RAMSEY	Critical Facilities and Critical Infrastructure
MKK PROPERTIES	Critical Facilities and Critical Infrastructure
MOJAVE PUBLIC UTILITY DISTRICT	Critical Facilities and Critical Infrastructure
MOJAVE WATER AGENCY	Critical Facilities and Critical Infrastructure
MONO CITY FIRE DEPT	Critical Facilities and Critical Infrastructure
MONTECITO WATER DISTRICT	Critical Facilities and Critical Infrastructure
MORONGO BASIN ADULT HEALTH	Critical Facilities and Critical Infrastructure
MORONGO UNIFIED SCHOOL DISTRCT	Critical Facilities and Critical Infrastructure
MOTHER LODGE	Critical Facilities and Critical Infrastructure
MOUNTAIN INVESTMENT	Critical Facilities and Critical Infrastructure
NATURE CONSERVANCY, THE	Critical Facilities and Critical Infrastructure
NEXTEL COMMUNICATIONS, INC	Critical Facilities and Critical Infrastructure
NICHOLAS THOMSON	Critical Facilities and Critical Infrastructure
NISHA KUMAR	Critical Facilities and Critical Infrastructure

<div><div><div>SOUTHERN CALIFORNIA EDISON®</div></div><div><h1>SCE Post-Event Report Data</h1><p>August 09, 2025 to August 27, 2025</p></div></div>	
SECTION 06: Local and State Public Safety Partner Engagement	
Entities Invited to SCE Emergency Operations Center	
Entity	Type
NORTH SKY RIVER WIND LLC	Critical Facilities and Critical Infrastructure
NVARD BALYAN	Critical Facilities and Critical Infrastructure
OAK CREEK WIND POWER, LLC	Critical Facilities and Critical Infrastructure
OAK GROVE OWNRS ASC	Critical Facilities and Critical Infrastructure
OAK KNOLL MUTUAL WATER	Critical Facilities and Critical Infrastructure
PACIFIC BELL CORP	Critical Facilities and Critical Infrastructure
PACIFICA GRADUATE	Critical Facilities and Critical Infrastructure
PAINTED CAVE MUTUAL WATER CO	Critical Facilities and Critical Infrastructure
PALMDALE SCHOOL DISTRICT	Critical Facilities and Critical Infrastructure
PALMDALE WATER DISTRICT	Critical Facilities and Critical Infrastructure
PALMDALE, CITY OF	Critical Facilities and Critical Infrastructure
PARADISE FIRE DIST	Critical Facilities and Critical Infrastructure
PATRICK SMITH	Critical Facilities and Critical Infrastructure
PBF ENERGY COMPANY LLC	Critical Facilities and Critical Infrastructure
PHELAN/PINON HILLS CSD	Critical Facilities and Critical Infrastructure
PINE CREEK VILLAGE LP	Critical Facilities and Critical Infrastructure
PIUTE VLY PRP OWNRS	Critical Facilities and Critical Infrastructure
PORTAL RIDGE SOLAR, LLC	Critical Facilities and Critical Infrastructure
QUAIL VALLEY WATER DISTRICT	Critical Facilities and Critical Infrastructure
RACHEL ROSENBLUM	Critical Facilities and Critical Infrastructure
RADIANCE SOLAR 4 LLC	Critical Facilities and Critical Infrastructure
RADIANCE SOLAR 5 LLC	Critical Facilities and Critical Infrastructure
RAMON LOPEZ	Critical Facilities and Critical Infrastructure
REDWOOD WOFFORD HEIGHTS LLC	Critical Facilities and Critical Infrastructure
RICHARD LACH	Critical Facilities and Critical Infrastructure
RIDGELAND MUTUAL WATER CO	Critical Facilities and Critical Infrastructure
RIM OF THE WORLD UNIF SCH DIST	Critical Facilities and Critical Infrastructure
RINCON BROADCASTING LLC	Critical Facilities and Critical Infrastructure
RIVER KERN MUT WATER	Critical Facilities and Critical Infrastructure
RIVER RETREAT MUTUAL	Critical Facilities and Critical Infrastructure
RIVERSIDE, COUNTY OF	Critical Facilities and Critical Infrastructure
ROBERT ANDERSON	Critical Facilities and Critical Infrastructure



SCE Post-Event Report Data

August 09, 2025 to August 27, 2025

SECTION 06: Local and State Public Safety Partner Engagement

Entities Invited to SCE Emergency Operations Center	
Entity	Type
ROCKING K ESTATES WATER CO	Critical Facilities and Critical Infrastructure
RODEO SOLAR C2 LLC	Critical Facilities and Critical Infrastructure
RODEO SOLAR D2, LLC	Critical Facilities and Critical Infrastructure
RODNEY AUTO SERVICE INC	Critical Facilities and Critical Infrastructure
ROGER KEILBACH	Critical Facilities and Critical Infrastructure
ROMALDO WATER CO	Critical Facilities and Critical Infrastructure
SAN BERNARDINO, COUNTY OF	Critical Facilities and Critical Infrastructure
SAN MARCOS MUTUAL WATER CO	Critical Facilities and Critical Infrastructure
SANDRA ENERGY LLC	Critical Facilities and Critical Infrastructure
SANDY FRY	Critical Facilities and Critical Infrastructure
SANTA ANITA MUTUAL WATER	Critical Facilities and Critical Infrastructure
SANTA BARBARA UNIFIED	Critical Facilities and Critical Infrastructure
SANTA BARBARA, CITY OF	Critical Facilities and Critical Infrastructure
SANTA BARBARA, COUNTY OF	Critical Facilities and Critical Infrastructure
SANTA CLARITA VALLEY WTR AGENCY	Critical Facilities and Critical Infrastructure
SANTA CLARITA, CITY OF	Critical Facilities and Critical Infrastructure
SCOTT TOLAND	Critical Facilities and Critical Infrastructure
SEAWARD INTERNATIONAL COMPANY	Critical Facilities and Critical Infrastructure
SHADOW WOLF ENERGY LLC	Critical Facilities and Critical Infrastructure
SHARON RYAN	Critical Facilities and Critical Infrastructure
SNOWBIRD HOLDINGS LLC	Critical Facilities and Critical Infrastructure
SNOWLINE JOINT UNIFIED SCH DIS	Critical Facilities and Critical Infrastructure
SO CAL GAS	Critical Facilities and Critical Infrastructure
SO KAWEAH MUTUAL WATER	Critical Facilities and Critical Infrastructure
SOCIAL VOCATIONAL SERVICES	Critical Facilities and Critical Infrastructure
SOLAR STAR CALIFORNIA XIX, LLC	Critical Facilities and Critical Infrastructure
SOUTH KAWEAH MUTUAL WATER CO	Critical Facilities and Critical Infrastructure
SOUTHERN PACIFIC CO	Critical Facilities and Critical Infrastructure
SPRINT COMMUNICATIONS CO LP	Critical Facilities and Critical Infrastructure
SPRINT NEXTEL CORPORATION	Critical Facilities and Critical Infrastructure
SPRINT UNITED MANAGEMENT CO	Critical Facilities and Critical Infrastructure
STARLITE CSD	Critical Facilities and Critical Infrastructure



SCE Post-Event Report Data

August 09, 2025 to August 27, 2025

SECTION 06: Local and State Public Safety Partner Engagement

Entities Invited to SCE Emergency Operations Center	
Entity	Type
STATE OF CALIFORNIA DEPT. OF TRANSPORTAT	Critical Facilities and Critical Infrastructure
STEVE SPRADLIN	Critical Facilities and Critical Infrastructure
SULPHUR SPRINGS SCHOOL DIST	Critical Facilities and Critical Infrastructure
SUN RANCH 201 LLC	Critical Facilities and Critical Infrastructure
T MOBILE WEST, LLC	Critical Facilities and Critical Infrastructure
TAMAR TIBBS	Critical Facilities and Critical Infrastructure
TARRYN BOYER	Critical Facilities and Critical Infrastructure
TERRA-GEN DIXIE VALLEY, LLC	Critical Facilities and Critical Infrastructure
TESSIE CLEVELAND CMNTY SVCS CO	Critical Facilities and Critical Infrastructure
THE PASEO DEL MAR TRUST	Critical Facilities and Critical Infrastructure
THE PINE TRUST	Critical Facilities and Critical Infrastructure
THOMAS ELLIOTT	Critical Facilities and Critical Infrastructure
THOMAS MILLER	Critical Facilities and Critical Infrastructure
TIME WARNER CABLE	Critical Facilities and Critical Infrastructure
TIME WARNER COMMUNICATIONS	Critical Facilities and Critical Infrastructure
T-MOBILE US, INC	Critical Facilities and Critical Infrastructure
T-MOBILE USA	Critical Facilities and Critical Infrastructure
TORBEN VON STADEN	Critical Facilities and Critical Infrastructure
TORO CANYON EST MUTUAL	Critical Facilities and Critical Infrastructure
TORRES MARTINEZ DESERT CAHUILL	Critical Facilities and Critical Infrastructure
TOUCHTEL CORP	Critical Facilities and Critical Infrastructure
TOWN OF YUCCA VALLEY	Critical Facilities and Critical Infrastructure
TULARE, COUNTY OF	Critical Facilities and Critical Infrastructure
TURQUOISE MAXWELL	Critical Facilities and Critical Infrastructure
TW TELECOM INC	Critical Facilities and Critical Infrastructure
U C SANTA BARBARA	Critical Facilities and Critical Infrastructure
UNION PACIFIC RAILROAD CO	Critical Facilities and Critical Infrastructure
UNITED STATES ARMY CORP OF ENG	Critical Facilities and Critical Infrastructure
UNITED STATES COAST GUARD	Critical Facilities and Critical Infrastructure
UNITED STATES FOREST SERVICE	Critical Facilities and Critical Infrastructure
UNIVERSITY EXCHANGE CORP	Critical Facilities and Critical Infrastructure
US DEPARTMENT OF THE INTERIOR	Critical Facilities and Critical Infrastructure



SOUTHERN CALIFORNIA
EDISON®

SCE Post-Event Report Data

August 09, 2025 to August 27, 2025

SECTION 06: Local and State Public Safety Partner Engagement

Entities Invited to SCE Emergency Operations Center

Entity	Type
VALLEY CLUB OF MONTECITO	Critical Facilities and Critical Infrastructure
VERIZON	Critical Facilities and Critical Infrastructure
VERIZON COMMUNICATIONS INC	Critical Facilities and Critical Infrastructure
VERIZON WIRELESS	Critical Facilities and Critical Infrastructure
VILLAGE WTR ASSN	Critical Facilities and Critical Infrastructure
WESLEY TAYLOR	Critical Facilities and Critical Infrastructure
WEST VALLEY COUNTY WATER DIST	Critical Facilities and Critical Infrastructure
WESTSIDE UNION SCHOOL DIST	Critical Facilities and Critical Infrastructure
WGL ENERGY SYSTEMS	Critical Facilities and Critical Infrastructure
WILLIAM CREIGHTON	Critical Facilities and Critical Infrastructure
WILLIAM S HART UNION H S DIST	Critical Facilities and Critical Infrastructure
YASSI NOURISHAD	Critical Facilities and Critical Infrastructure
YVONNE THOME	Critical Facilities and Critical Infrastructure



SCE Post-Event Report Data

August 09, 2025 to August 27, 2025

SECTION 07: Complaints and Claims

Count and Nature of Complaints Received

Nature of Complaints	Number of Complaints
PSPS Frequency/Duration Including, but not limited to complaints regarding the frequency and/or duration of PSPS events, Including delays in restoring power, scope of PSPS and dynamic of weather conditions.	131
Safety/Health Concern Including, but not limited to complaints regarding difficulties experienced by AFN/MBL populations, traffic accidents due to non-operating traffic lights, inability to get medical help, well water or access to clean water, inability to keep property cool/warm during outage raising health concern	58
Communications/Notifications Including, but not limited to complaints regarding lack of notice, excessive notices, confusing notice, false alarm notice, problems with getting up-to-date information, inaccurate information provided, not being able to get information in the prevalent languages and/or information accessibility, complaints about website, Public Safety Partner Portal, REST/DAM sites (as applicable)	40
Outreach/Assistance Including, but not limited to complaints regarding community resource centers, community crew vehicles, backup power, hotel vouchers, other assistance provided by utility to mitigate impact of PSPS	2
General PSPS Dissatisfaction/Other Including, but not limited to complaints about being without power during PSPS event and related hardships such as food loss, income loss, inability to work/attend school, plus any PSPS-related complaints that do not fall into any other category.	155
Total	386



SCE Post-Event Report Data

August 09, 2025 to August 27, 2025

SECTION 07: Complaints and Claims

Count and Type of Claims Received

Description of Claims	Number of Claims
Food loss only	16
Property Damage	3
Food loss and property damage	3
Evacuation Cost	0
Business Interruption / Economic Loss	0
Unspecified	5
Total	27



SCE Post-Event Report Data

June 8, 2025 to June 22, 2025

SECTION 09: Community Resource Centers

Community Resource Center Address					
County	Address	Location Type	Describe the assistance available	Hours of Operations ¹ (Date / Time)	Number of Visitors
Inyo/Mono	Tri County Fairgrounds, The Tallman Building 475 Sierra St. Bishop, CA 93514	CRC - Indoor	Small portable device charging (such as a cell phone, laptop, and small medical devices), chairs, seasonal cooling and heating, PSPS information, snacks, water, cases of water, ice or ice vouchers, ADA compliant restrooms and customer Resiliency Kits.	8/12/2025 10AM - 10PM 8/13/2025 8AM - 9PM 8/14/2025 8AM - 10PM 8/15/2025 1PM - 10PM 8/16/2025 - 8/20/2025 8AM - 10PM 8/21/2025 - 8/22/2025 10AM - 10PM 8/23/2025 8AM - 2:30PM	10
Kern	Golden Hills Community Center 21415 Reeves St. Tehachapi, CA 93561	CRC - Indoor	Small portable device charging (such as a cell phone, laptop, and small medical devices), chairs, seasonal cooling and heating, PSPS information, snacks, water, ice or ice vouchers, ADA compliant restrooms and customer Resiliency Kits.	8/12/2025 1PM - 10PM 8/13/2025 10AM - 10PM 8/14/2025 - 8/15/2025 8AM - 10PM	233
Kern	Kern River Veteran's Senior Center 6405 Lake Isabella Blvd. Lake Isabella, CA 93240	CRC - Indoor	Small portable device charging (such as a cell phone, laptop, and small medical devices), chairs, seasonal cooling and heating, PSPS information, snacks, water, cases of water, ice or ice vouchers, ADA compliant restrooms and customer Resiliency Kits.	8/11/2025 8AM - 10PM 8/12/2025 10AM - 10PM	44
Kern	Fraternal Order of Eagles 3156 12251 Highway 178 Mountain Mesa, CA 93240	CRC - Indoor	Small portable device charging (such as a cell phone, laptop, and small medical devices), chairs, seasonal cooling and heating, PSPS information, snacks, water, cases of water, ice or ice vouchers, ADA compliant restrooms and customer Resiliency Kits.	8/19/2025 - 8/20/2025 10AM - 10PM 8/21/2025 8AM - 10PM 8/22/2025 - 8/24/2025 10AM - 6PM	95
Kern	Fraternal Order of Eagles 3156 12251 Highway 178 Mountain Mesa, CA 93240	CRC - Indoor	Small portable device charging (such as a cell phone, laptop, and small medical devices), chairs, seasonal cooling and heating, PSPS information, snacks, water, cases of water, ice or ice vouchers, ADA compliant restrooms and customer Resiliency Kits.	8/11/2025 - 8/15/2025 8AM - 10PM	15



SCE Post-Event Report Data

June 8, 2025 to June 22, 2025

SECTION 09: Community Resource Centers

Community Resource Center Address					
County	Address	Location Type	Describe the assistance available	Hours of Operations ¹ (Date / Time)	Number of Visitors
Kern/Tulare	Play Your Game Rec. Center 20 Panorama Dr. Wofford Heights, CA 93285	CRC - Indoor	Small portable device charging (such as a cell phone, laptop, and small medical devices), chairs, seasonal cooling and heating, PSPS information, snacks, water, ice or ice vouchers, ADA compliant restrooms and customer Resiliency Kits.	8/11/2025 - 8/15/2025 8AM - 10PM 8/16/2025 8AM - Noon (demobbed) 8/18/2025 (reopened) 10AM - 10PM 8/19/2025 - 8/20/2025 8AM - 10PM 8/21/2025 8AM - 1PM 8/22/2025 10AM - 9:15PM 8/23/2025 10AM - 7PM 8/24/2025 10AM - 6PM 8/25/2025 10AM - 6PM 8/26/2025 10AM - 2PM	4
Kern/Tulare	Riverside Park parking lot 10 Kern River Dr. Kernville, CA 93238	CCV	Small portable device charging (such as a cell phone, laptop, and small medical devices), chairs, seasonal cooling and heating, PSPS information, snacks, water, ice or ice vouchers, ADA compliant restrooms and customer Resiliency Kits.	8/11/2025 - 8/13/2025 8AM - 10PM 8/14/2025 8AM - 7:35PM (closed due to safety/security concern) 8/15/2025 8AM - 10PM	140
Los Angeles	Courtyard by Marriott - Santa Clarita/Valencia 28523 Westinghouse Pl. Valencia, CA 91355	CRC - Indoor	Small portable device charging (such as a cell phone, laptop, and small medical devices), chairs, seasonal cooling and heating, PSPS information, snacks, water, ice or ice vouchers, ADA compliant restrooms and customer Resiliency Kits.	8/13/2025 4PM - 10PM 8/14/2025 8AM - 11AM	1
Los Angeles	Element Palmdale 39325 Trade Center Dr. Palmdale, CA 93551	CRC - Indoor	Small portable device charging (such as a cell phone, laptop, and small medical devices), chairs, seasonal cooling and heating, PSPS information, snacks, water, ice or ice vouchers, ADA compliant restrooms and customer Resiliency Kits.	8/22/2025 1PM - 10PM	0
Los Angeles	Element Palmdale 39325 Trade Center Dr. Palmdale, CA 93551	CRC - Indoor	Small portable device charging (such as a cell phone, laptop, and small medical devices), chairs, seasonal cooling and heating, PSPS information, snacks, water, ice or ice vouchers, ADA compliant restrooms and customer Resiliency Kits.	8/12/2025 10AM - 10PM 8/13/2025 - 8/14/2025 8AM - 10PM 8/15/2025 8AM - 4PM	16



SCE Post-Event Report Data

June 8, 2025 to June 22, 2025

SECTION 09: Community Resource Centers

Community Resource Center Address					
County	Address	Location Type	Describe the assistance available	Hours of Operations ¹ (Date / Time)	Number of Visitors
Los Angeles	Lakes Community Center 17520 Elizabeth Lake Rd. Lake Hughes, CA 93532	CRC - Indoor	Small portable device charging (such as a cell phone, laptop, and small medical devices), chairs, seasonal cooling and heating, PSPS information, snacks, water, ice or ice vouchers, ADA compliant restrooms and customer Resiliency Kits.	8/20/2025 5:30 PM -10PM 8/21/2025 8AM - 1:30PM 8/22/2025 1PM - 10PM 8/23/2025 10AM - 8:30PM 8/24/2025 10AM - 6:30PM 8/25/2025 10AM - 6PM 8/26/2025 10AM - 10PM	122
Los Angeles	Lakes Community Center 17520 Elizabeth Lake Rd. Lake Hughes, CA 93532	CRC - Indoor	Small portable device charging (such as a cell phone, laptop, and small medical devices), chairs, seasonal cooling and heating, PSPS information, snacks, water, ice or ice vouchers, ADA compliant restrooms and customer Resiliency Kits.	8/10/2025 6PM - 7PM 8/11/2025 - 8/15/2025 8AM - 10PM 8/16/2025 8AM - Noon	56
Mono	Bridgeport Memorial Hall 73 N. School St. Bridgeport, CA 93517	CRC - Indoor	Small portable device charging (such as a cell phone, laptop, and small medical devices), chairs, seasonal cooling and heating, PSPS information, snacks, water, ice or ice vouchers, ADA compliant restrooms and customer Resiliency Kits.	8/12/2025 1PM - 10PM 8/13/2025 8AM - 10PM	9
Riverside	Cabazon Community Center/James A. Venable Community Center 50390 Carmen Ave. Cabazon, CA 92230	CRC - Indoor	Small portable device charging (such as a cell phone, laptop, and small medical devices), chairs, seasonal cooling and heating, PSPS information, snacks, water, ice or ice vouchers, ADA compliant restrooms and customer Resiliency Kits.	8/14/2025 1PM - 10PM	14
San Bernardino	Courtyard by Marriott Hesperia 9619 Mariposa Rd. Hesperia, CA 93245	CRC - Indoor	Small portable device charging (such as a cell phone, laptop, and small medical devices), chairs, seasonal cooling and heating, PSPS information, snacks, water, ice or ice vouchers, ADA compliant restrooms and customer Resiliency Kits.	8/22/2025 1PM - 7:15PM	0
San Bernardino	Courtyard by Marriott Hesperia 9619 Mariposa Rd. Hesperia, CA 93245	CRC - Indoor	Small portable device charging (such as a cell phone, laptop, and small medical devices), chairs, seasonal cooling and heating, PSPS information, snacks, water, ice or ice vouchers, ADA compliant restrooms and customer Resiliency Kits.	8/14/2025 10AM - 10PM 8/15/2025 8AM - 10PM 8/16/2025 8AM - 12:30PM	0
San Bernardino	Yucaipa Community Center 34900 Oak Glenn Rd. Yucaipa, CA 92399	CRC - Indoor	Small portable device charging (such as a cell phone, laptop, and small medical devices), chairs, seasonal cooling and heating, PSPS information, snacks, water, ice or ice vouchers, ADA compliant restrooms and customer Resiliency Kits.	8/14/2025 8AM - 8PM 8/15/2025 8AM - 8:30AM	24



SCE Post-Event Report Data

June 8, 2025 to June 22, 2025

SECTION 09: Community Resource Centers

Community Resource Center Address					
County	Address	Location Type	Describe the assistance available	Hours of Operations ¹ (Date / Time)	Number of Visitors
San Bernardino	Yucca Valley Community Center 57090 29 Palms Hwy. Yucca Valley, CA 92284	CRC - Indoor	Small portable device charging (such as a cell phone, laptop, and small medical devices), chairs, seasonal cooling and heating, PSPS information, snacks, water, ice or ice vouchers, ADA compliant restrooms and customer Resiliency Kits.	8/14/2025 1PM - 10PM	4
Santa Barbara	Courtyard by Marriott Goleta 401 Storke Rd. Goleta, CA 93117	CRC - Indoor	Small portable device charging (such as a cell phone, laptop, and small medical devices), chairs, seasonal cooling and heating, PSPS information, snacks, water, ice or ice vouchers, ADA compliant restrooms and customer Resiliency Kits.	8/12/2025 1PM - 10PM 8/13/2025 10AM - 10PM	1
Santa Barbara	Ramada Santa Barbara 4770 Calle Real Santa Barbara, CA 93110	CRC - Indoor	Small portable device charging (such as a cell phone, laptop, and small medical devices), chairs, seasonal cooling and heating, PSPS information, snacks, water, ice or ice vouchers, ADA compliant restrooms and customer Resiliency Kits.	8/20/2025 1PM - 10PM 8/21/2025 8AM - 12PM	0
Santa Barbara	Ramada Santa Barbara 4770 Calle Real Santa Barbara, CA 93110	CRC - Indoor	Small portable device charging (such as a cell phone, laptop, and small medical devices), chairs, seasonal cooling and heating, PSPS information, snacks, water, ice or ice vouchers, ADA compliant restrooms and customer Resiliency Kits.	8/11/2025 - 8/13/2025 8AM - 10PM 8/14/2025 8AM - 11AM	1

Attachment C- PSPS Maps of Mitigated Circuits

Officer Verification

I am an officer of the applicant corporation herein and am authorized to make this verification on its behalf. I am informed and believe that the matters stated in the foregoing document are true.

I declare under penalty of perjury that the foregoing is true and correct. Executed this 9th day of September 2025 in Rancho Palos Verdes, California

Signed by:

Michael Marelli

AA67B9516C444C2...

Mike Marelli

Vice President,
Operational Services