



# 2024 ANNUAL REPORT

## California Advanced Services Fund

PROGRAM YEAR JANUARY 2024 – DECEMBER 2024

PUBLISHED APRIL 2025



California Public  
Utilities Commission

California Public Utilities Commission  
Communications Division

# Contents

Executive Summary ..... 1

    Projects Awarded in 2024 ..... 2

    CASF Program Goal and Broadband Deployment Progress ..... 3

    CASF Team Key Accomplishments in 2024 ..... 5

Introduction ..... 7

    Legislation in 2024 Modifying the CASF ..... 8

    Plans for 2025 ..... 8

Overview and Financial Information ..... 9

    Financial Information ..... 9

    Projected Surcharge Amount to be Collected ..... 13

    Served and Unserved Areas of the State ..... 14

    Progress in Meeting Broadband Deployment Goals ..... 15

    Broadband Adoption Levels ..... 17

Broadband Infrastructure Grant Account ..... 21

A. Infrastructure Grants in 2024 ..... 21

B. Infrastructure Funds Expended in 2024 and Expected Benefits ..... 21

C. Total Infrastructure Projects Awarded Since 2008 ..... 24

D. Rural Digital Opportunity Fund ..... 27

E. Line Extension Program ..... 27

F. Infrastructure Account Benefits ..... 28

Rural and Urban Regional Broadband Consortia Grant Account ..... 29

A. Total Consortia Grants Awarded Since Inception ..... 38

Broadband Adoption Account ..... 40

A. Adoption Grants Awarded in 2024 ..... 41

B. Adoption Account Funds Allocated and Expended in 2024 ..... 43

C. Adoption Account Benefits ..... 45

D. Total Adoption Account Projects Awarded ..... 46

Broadband Public Housing Account ..... 48

A. Public Housing Grants Awarded in 2024 ..... 49

B. Public Housing Account Funds Expended in 2024 ..... 49

C. Public Housing Account Benefits ..... 50

D. Total Public Housing Account Projects Awarded ..... 53

Tribal Technical Assistance Grant Program .....	54
<u>A.</u> Tribal Technical Assistance Grants Awarded .....	54
Attachments A – K.....	55
Attachment A: CASF Infrastructure Account Projects as of December 31 <sup>st</sup> , 2024.....	56
Attachment B: Consortia Account Grantee Reported Benefits Funded by CASF.....	68
Attachment C: Consortia Account Projects as of December 31 <sup>st</sup> , 2024.....	84
Attachment D: Adoption Account Projects as of December 31 <sup>st</sup> , 2024 .....	88
Attachment E: Adoption Account Digital Literacy Projects Status as of December 31 <sup>st</sup> , 2024 .....	123
Attachment F: Adoption Account Call Center Projects Status as of December 31 <sup>st</sup> , 2024.....	161
Attachment G: Adoption Account Broadband Access Projects Status as of December 31 <sup>st</sup> , 2024.....	163
Attachment H: Public Housing Adoption Projects as of December 31 <sup>st</sup> , 2024 .....	168
Attachment I: Public Housing Infrastructure Projects as of December 31 <sup>st</sup> , 2024.....	179
Attachment J: Public Housing Adoption Completed Projects Costs and Participation as of December 31 <sup>st</sup> , 2024.....	214
Attachment K: Tribal Technical Assistance Grant Program Funded Projects as of December 31 <sup>st</sup> , 2024.....	225

# Executive Summary

The California Public Utilities Commission (CPUC or Commission) submits this annual report on the California Advanced Services Fund (CASF) 2024 program activities to the Legislature, pursuant to California Public Utilities (Pub. Util.) Code section 914.7.

Since 2008, the CASF has helped close the Digital Divide in California by providing subsidies to build and expand broadband facilities to unserved areas of the state. The program has funded fiber- optic, fixed wireless, hybrid fiber-coaxial, and copper facility-based projects to bring broadband access to communities across the state and make progress towards the CASF Broadband Infrastructure Grant Account (Infrastructure Account) goal of providing broadband access to no less than 98 percent of households in each consortium region by 2032.<sup>1</sup>

The CASF program is composed of six sub-accounts: (1) Infrastructure Account, (2) Broadband Adoption Account, (3) Broadband Public Housing Account, (4) Rural and Urban Regional Broadband Consortia Grant Account, (5) Line Extension Program, and (6) Tribal Technical Assistance Program. This report presents financial and programmatic highlights, including revenues, expenditures, approved projects, plans for 2025 and expected benefits. It also provides updates on unserved/served areas and broadband adoption in the state. In 2024, the CPUC approved:

- five Infrastructure Account grants in the amount of \$46,624,124 to provide broadband access to 3,122 unserved households;
- seven Tribal Technical Assistance grants to six Tribes, including three Tribes new to the program, totaling \$1,471,900 for feasibility studies, market studies, and business plans;
- 97 Broadband Adoption grants totaling \$11.01 million, which will provide digital literacy training to 20,717 residents and broadband access to 22,731 participants; and
- 45 Broadband Public Housing grants totaling \$3.40 million to provide free broadband service to 3,830 households.

In 2020, the CPUC opened Rulemaking (R.) 20-08-021 to implement programmatic modifications, adopt rules to amplify broadband infrastructure deployment, and leverage funding sources to meet program goals. Since then, multiple decisions have been adopted, enabling the expansion of eligibility criteria and the modification and clarification of requirements and guidelines across the six CASF programs.<sup>2</sup>

---

<sup>1</sup> Pub. Util. Code, § 281(b)(1)(A).

<sup>2</sup> See Decisions adopted in R.20-08-021.



On March 7, 2024, the CPUC issued Decision (D.) 24-03-041 modifying the CASF Broadband Public Housing Account rules and guidelines expanding eligibility for non-publicly supported housing developments and for project costs. As part of that same decision, the CPUC also modified the Tribal Technical Assistance (TTA) program to align with the CPUC's Local Agency Technical Assistance (LATA) program<sup>3</sup> rules and guidelines.

## Projects Awarded in 2024

Table 1 below details the CASF total projects and awards in 2024 and since program inception in 2008. The CASF expenditure data, including project payments and administrative expenses, are provided in Table 4.

Table 1: CASF Projects and Awards as of December 31, 2024

CASF Account	In 2024		Since 2008	
	Total Projects	Total Awarded	Total Projects	Total Awarded
Infrastructure	5	\$46,624,124	100 <sup>4</sup>	\$344,621,327
Infrastructure Loan <sup>5</sup>	0	\$0	1	\$40,997
Infrastructure Line Extension Program	0	\$0	4	\$2,071,101
Tribal Tech. Assistance	7	\$1,471,900	74	\$7,291,650
Consortia	0	\$0	62	\$29,063,200
Adoption <sup>6</sup>	97	\$11,006,616	498	\$56,467,358
Pub. Housing <sup>7</sup>	45	\$3,433,235	539	\$20,237,383
<b>Total:</b>	<b>154</b>	<b>\$62,535,875</b>	<b>1,278</b>	<b>\$459,793,016</b>

<sup>3</sup> The LATA Program has awarded \$50M Local Agency Technical Assistance funds to 106 non-Tribal Local Agencies and Tribal Organizations. As a result, the CPUC is no longer accepting new LATA applications. Tribal organizations may wish to consider the Tribal Technical Assistance grant program.

<sup>4</sup> The CPUC approved funding for a total of 144 Infrastructure projects (over \$500 million) since the inception of the CASF program. The reduction of the “total awarded” projects and funding reflects withdrawal of projects by grantees.

<sup>5</sup> Assembly Bill 1665 (Chapter 851, Statutes of 2017) eliminated the Infrastructure Revolving Loan Account.

<sup>6</sup> Total awarded amount is inclusive of the \$5 million to the California Department of Education for COVID-19 relief. Not inclusive of grants awarded and then rescinded. Zero projects were rescinded in 2024.

<sup>7</sup> Numbers are not inclusive of projects rescinded. One project was rescinded in 2024.

## CASF Program Goal and Broadband Deployment Progress

---

The statutory goal of the CASF Infrastructure Account is to provide broadband access to no less than 98 percent of households in each consortia region by December 31, 2032. California has 15 consortia regions made up of various counties in the state.<sup>8</sup> See Map 1 for the locations of the consortia regions. Data for fixed broadband availability (includes wireline and fixed wireless service) as of December 31, 2023, reveal the following:

- **Infrastructure Account Goal:** Statewide, 97.49 percent of households are served by at least 25 megabits per second (Mbps) downstream and 3 Mbps upstream fixed consumer broadband. See Attachment A for the percentage of households served in each consortium.
- **Broadband Adoption at 25 Mbps/3 Mbps:** Approximately 69.34 percent of California households subscribe to broadband speeds at or above 25/3 Mbps.

---

<sup>8</sup> Santa Clara, San Francisco, San Mateo, Alameda, Contra Costa, Solano and Orange counties are not part of a consortia region.

Map 1: California Broadband Consortia Regions





## CASF Team Key Accomplishments in 2024

---

### Broadband Infrastructure Grant Account:

- Awarded 5 projects for \$46,624,124 to connect 3,122 unserved households in the counties of Fresno, Los Angeles, Monterey, Orange, Riverside, San Benito, San Diego, San Mateo, San Luis Obispo, Santa Clara, and Santa Cruz.
- Final payment reimbursements for eight completed projects totaling \$9,945,262, serving 719 households across Plumas, Del Norte, Ventura, Nevada, Kern, Lassen and Sierra counties.

### Line Extension Program:

- Made final payment reimbursement for \$2,575 in March 2024 on the Grass Valley Project (completed in June 2023) connecting one previously unserved location.
- 60% project completion progress for the South Valley Internet Southside Road Project connecting 179 homes.
- Developed a staff proposal to update the Line Extension Program. There is continued development of Line Extension Program rules and guidelines.

### Broadband Adoption Account:

- Awarded grants to 97 projects totaling \$11,006,616 across 31 entities in 33 counties statewide, serving 43,448 participants.
- Completion of 21 Digital Literacy Broadband Adoption Account projects bringing digital literacy training to 5,048 participants.

### Broadband Consortia Account:

- CPUC continued to fund 15 active Consortia.
- Developed a staff proposal to update the Consortia Account. There is continued development of Broadband Consortia Account rules and guidelines.

### Broadband Public Housing Account:

- Awarded grants to 45 projects for 12 applicants in thirteen counties serving 3,830 units, totaling \$3,433,236.
- 21 Public Housing Account funded projects were completed in 2024; 20 infrastructure projects which wired up 869 residential units, and one adoption project provided digital literacy training to 129 residents.

- Established eligibility of “other housing developments and mobile home parks with low-income residents,” verification of eligibility, and protections of tenants of non-publicly supported housing developments in D 24-03-041.

### Tribal Technical Assistance:

- On March 7, 2024, the CPUC issued D. 24-03-041 modifying the TTA program by expanding the list of eligible activities and allowable work products, increasing the total grant amount to \$250,000 per Tribe per FY, and requiring any technical assistance for a broadband infrastructure project must reliably meet or exceed speeds of 25/3 Mbps.
- Awarded seven grants to six Tribes, including three Tribes new to the program, totaling \$1,471,900 for feasibility studies, market studies, and business plans.

### Broadband Mapping:

- Understanding the level of broadband availability across California is critical to focus investment to communities that lack essential broadband service. The Broadband Mapping team issued the Annual Broadband Data Request to collect broadband data as of December 31, 2023 that includes broadband deployment and subscription data at the location level from 130 Internet Service Providers (ISPs). Furthermore, the CPUC maintains and updates a statewide, publicly accessible, and interactive map showing the accessibility of broadband service in California. The CPUC California Interactive Broadband Map is available at <https://www.broadbandmap.ca.gov/>.

# Introduction

The California Public Utilities Commission (CPUC or Commission) manages the California Advanced Services Fund (CASF) Program. The goal of the CASF program is to encourage the deployment of high-quality advanced communications services to all Californians, which will promote economic growth, job creation, and the substantial social benefits of advanced information and communications technologies. CASF consists of the following active accounts and programs:

- The Broadband Infrastructure Grant Account (Infrastructure Account) provides grants to deploy broadband to unserved households.
- The Line Extension Program (LEP) provides grants to individual low-income households or property owners to offset the costs of connecting to an existing or proposed facility-based broadband provider.
- The Tribal Technical Assistance (TTA) provides grants to Tribes to develop work products such as market studies, feasibility studies and business plans to pursue improved communications infrastructure.
- The Rural and Urban Regional Broadband Consortia Account (Consortia Account) provides grants to regional consortia to facilitate the deployment of broadband infrastructure by assisting CASF infrastructure grant applicants in the project development or grant application process or assisting broadband deployment projects related to programs created under Senate Bill (SB) 156 and Assembly Bill (AB) 164.
- The Broadband Adoption Account (Adoption Account) provides grants to increase publicly available or after-school broadband access and digital inclusion, such as digital literacy training programs.
- The Broadband Public Housing Account (Public Housing Account) provides broadband connectivity grants to low-income communities which includes, but is not limited to, publicly supported housing developments, farmworker housing, and other housing developments or mobile home parks with low-income residents, as determined by the CPUC.

Additional background and historical information about each CASF account is available at <https://www.cpuc.ca.gov/industries-and-topics/internet-and-phone/california-advanced-services-fund>.

## Legislation in 2024 Modifying the CASF

In March 2024, the Commission modified the Public Housing Account rules and guidelines to expand eligibility for non-publicly supported housing developments. The modifications also increased project cost caps, costs allowed, and the broadband speed threshold that customers should receive. For infrastructure projects, the threshold was increased to 25/3 Mbps. For internet extension projects, the threshold was increased to 100/20 Mbps.

During that same time period, the Commission modified the Tribal Technical Assistance program to align with the Local Agency Technical Assistance program rules and guidelines, increasing technical assistance grants of up to \$250,000 (from \$150,000) per year per tribe and expanding eligible program activities. Projects funded after March 2024 are subject to the rules and guidelines adopted in D.24-03-041.

## Plans for 2025

---

- The CPUC will set forth funding allocations for FY 2024-25 for the CASF accounts.
- The CPUC will conduct a CASF workshop in April 2025 to consult with regional consortia, stakeholders, local governments, the federal government, Tribal governments, existing facility-based broadband providers, and consumers regarding unserved areas of the state and cost-effective strategies for expanding access to broadband.
- For the Line Extension Program, the CPUC is working to make changes to the program rules and guidelines previously set in D.19-04-022. Staff will continue to administer the \$1,770,748 grant to construct the South Valley Road Project.
- For the Public Housing Account, the CPUC will implement the expansion of program eligibility and verification requirements for housing developments including Tribal Housing, and mobile home parks with low-income residents.<sup>9</sup>
- The Adoption Account will look to modify application requirements and guidelines through CASF Rulemaking 20-08-021. The Adoption Account and Public Housing Account application window opened on January 1, 2025, and a second will open on July 1, 2025.
- For the Consortia Account, 15 Consortia regions across the state will facilitate the deployment of broadband services across their respective regions by assisting CASF infrastructure grant applicants in the project development or grant application process. Consortia will also assist in the development of broadband deployment projects related to programs created under SB 156 and AB 164. The Consortia Account is working to make programmatic changes to application requirements and guidelines through R.20-08-021.
- Tribal Technical Assistance will continue to accept applications quarterly until funds are exhausted and expand outreach efforts to increase awareness and seek ideas for other uses for these funds.

---

<sup>9</sup> Decision 24-03-041.

## Overview and Financial Information

This section provides an overview of the CASF program financial information including revenues, amount of funds expended, and fund balance from the inception of the program in 2008 through FY 2023-24 (i.e. July 1, 2023, to June 30, 2024). This section also provides information about the areas in California that remain unserved and information on broadband adoption levels, as required by Pub. Util. Code section 914.7 subsections (a) and (g).

On June 8, 2023, the Commission approved Resolution T-17782 establishing the CASF FY 2023-24 program budget and budget allocations for the six CASF sub-accounts. Table 2 below presents the allocated account budgets and the total amount awarded by Commission approved resolutions or CD issued ministerial award letters in FY 2023-24.

Table 2: CASF Total Authorized FY 2023-24 Budget and Grants

Subaccount	Allocated Budget	Total Amount Awarded
Infrastructure Account	\$32,769,000	\$47,312,545 <sup>10</sup>
Consortia Account	\$1,830,000	\$0
Public Housing Account	\$15,000,000	\$2,914,350
Adoption Account	\$20,024,000	\$17,564,093
Line Extension Program	\$688,000	\$1,770,748
Tribal Technical Assistance	\$2,300,000	\$1,071,900
<b>Total</b>	<b>\$72,611,000</b>	<b>\$70,633,636</b>

## Financial Information

The CPUC records and tracks CASF financial activities in the Financial Information System for California (FI\$Cal), which is an information technology system for accounting, budget, and cash management for all state agencies. Financial information presented in tables below is based on data maintained in FI\$Cal compiled in accordance with the applicable laws, regulations, policies, procedures, and instructions.

<sup>10</sup> CPUC used carryover funding from prior years that contributes to the total awarded amount for the Infrastructure Account.



## CASF Revenues

CASF collected \$106.78 million in FY 2023-24 and has an accumulated total revenue of \$729.37 million since the inception of the program as presented in Table 3.

Table 3: CASF Revenues, as of June 30, 2024

	FY 2008-23	FY 2023-24	Total, FY 2008-24
Regulatory Fees	\$596,089,746	\$92,124,300	\$688,214,046
Investment Income	\$26,544,322	\$14,652,935	\$41,197,257
Other Revenue <sup>11</sup>	-\$40,872	\$29	-\$40,842
<b>Total Revenue</b>	<b>\$622,593,196</b>	<b>\$106,777,265</b>	<b>\$729,370,461</b>

## CASF Funds Expended

CASF expended \$44.65 million in FY 2023-24 and an accumulated total expenditure of \$318.25 million since the inception of the program, as presented in Table 4.<sup>12</sup> CASF expenditures are grouped into three major categories:

- Local Assistance includes funds distributed to grantees for awarded grants;
- State Operations at the CPUC include operating expenses of the CPUC for the administration of the CASF program, such as staff salaries and benefits, travel, training, consultant services, and administrative overhead costs, etc.; and
- State Operations of Other State Departments include pro-rated statewide general administrative expenses, supplemental pension payments, and other expenses.

<sup>11</sup> Other revenues include escheatment of uncleared checks and warrants.

<sup>12</sup> The amounts expended don't reflect the total amounts awarded to date, it only reflects the actual payments made.

Table 4: CASF Funds Expended, as of June 30, 2024

	FY 2008-23	FY 2023-24	FY 2008-24
<b>Local Assistance</b>			
Infrastructure Account	\$190,252,524	\$27,576,384	\$217,828,907
Consortia Account	\$15,921,132	\$1,886,375	\$17,807,508
Public Housing Account	\$12,364,330	\$805,192	\$13,169,521
Adoption Account	\$11,443,288	\$3,796,288	\$15,239,576
Line Extension Program	\$297,778	\$2,575	\$300,352
Tribal Technical Assistance	\$1,469,114	\$1,448,361	\$2,917,475
Refunds of improper or over payment to Grantees		-\$10,220	-\$10,220
Subtotal, Local Assistance	\$231,748,166	\$35,504,954	\$267,263,340
<b>State Operations, CPUC</b>			
CASF	\$37,704,649	\$8,740,518	\$46,446,396
<b>State Operations, Other State Departments</b>			
Pro-Rata	\$719,780	\$372,871	\$1,092,651
Supplementary Pension Assessment	\$62,000	\$31,000	\$93,000
Other Expenses	\$3,458,396	\$0	\$3,458,396
Subtotal, State Operations	\$4,240,176	\$403,871	\$4,644,047
<b>Total Funds Expended</b>	<b>\$273,694,219</b>	<b>\$44,649,344</b>	<b>\$318,353,783</b>

## CASF Fund Balance as of June 30, 2024

As of June 30, 2024, CASF retained an ending fund balance of \$441.03 million and a net fund balance of \$288.66 million after outstanding encumbrances as presented in Table 5.

Table 5: Status of CASF Fund Balance as of June 30, 2024

	2008-23	2023-24
Available Funds, Beginning Balance	\$303,516,776	\$348,898,977
Total Revenues	\$70,463,878	\$106,777,265
Total Disbursement of Funds	-\$25,081,679	-\$44,649,344
<b>Available Fund, Ending Balance</b>	<b>\$348,898,977</b>	<b>\$411,016,678</b>
Outstanding Encumbrances	-\$179,408,860	-\$122,370,344
<b>Net Ending Fund Balance</b>	<b>\$169,490,117</b>	<b>\$288,656,554</b>

Outstanding Encumbrances are commitments of funds for the remaining undisbursed balance of approved grants and service contracts. Outstanding encumbrances as of June 30, 2024, are broken down and presented in Table 6.

Table 6: Outstanding Encumbrances, As of June 30, 2024

Local Assistance	Total Amount
Infrastructure Account	\$66,679,745
Consortia Account	\$10,615,627
Public Housing Account	\$2,304,289
Adoption Account	\$35,357,142
LEP	\$1,770,748
Tribal Technical Assistance	\$3,674,490
<b>State Operations</b>	
CPUC	\$1,968,304
<b>Total, Outstanding Encumbrances</b>	<b>\$122,370,344</b>

# Projected Surcharge Amount to be Collected

On October 10, 2022, the CPUC adopted D.22-10-021 transitioning the Public Purpose Programs (PPPs)<sup>13</sup> surcharge mechanism to a flat rate for each active access line that telephone corporations service in California. D.22-10-021 also approved an interim surcharge rate of \$1.11 to take effect April 1, 2023, and until further revision by the CPUC using its resolution process.<sup>14</sup> The surcharge rate was subsequently reduced from \$1.11 to \$0.90 pursuant to Resolution T-17818, which was issued on April 3, 2025, and became effective on May 1, 2025. The collected surcharge revenue is to be distributed among the PPPs as presented in Table 7.

Table 7: PPP Surcharge Rate and Allocation Percentages

Effective Date	Surcharge Rate	Percentage of Flat Rate Surcharge Allocated to Each PPP					
		CHCF-A	CHCB-B	ULTS	DDTP	CTF	CASF
4/1/2023	\$1.11	7.54%	0.00%	53.99%	9.62%	16.04%	12.82%
9/1/2024	\$1.11	10.23%	0.00%	35.60%	11.25%	22.46%	20.46%
1/1/2025	\$1.11	7.09%	0.00%	54.19%	0.00%	15.54%	23.18%
5/1/2025	\$0.90	6.60%	0.00%	50.44%	0.00%	14.46%	28.50%

The estimated surcharge revenue to be collected by CASF in FY 2024-25 and FY 2025-26 are presented in Table 8.

Table 8: Estimated Surcharge Collection

Fiscal Year	Projected Surcharge Revenue
2024-25	\$146.59 million
2025-26	\$146.52 million

<sup>13</sup> There are six PPPs including CASF, Universal LifeLine Telephone Service (ULTS), Deaf and Disabled Telecommunications Program (DDTP), California High Cost Fund-A (CHCF-A), California High Cost Fund-B (CHCF-B), and California Teleconnect Fund (CTF).

<sup>14</sup> Decision 22-10-021, Ordering Paragraph 8.

## Served and Unserved Areas of the State

Pub. Util. Code section 281 defines an unserved household as one for which no facility-based provider offers broadband service at speeds of at least 25 Megabits per second (Mbps) download and 3 Mbps upload (25/3 Mbps). Only unserved locations are eligible for CASF Infrastructure grants. The latest data available, as of December 31, 2023, indicates that 97.49 percent of California households have access to fixed (wireline and fixed wireless) broadband service at speeds of 25/3 Mbps and above.


**97.49 percent of California households have access to wireline or fixed wireless broadband service at 25/3 Mbps or above as of December 2023.**

In previous years, the data were collected at the census block level, but beginning in 2022, the CPUC is collecting location level deployment and subscription data to determine the served status of individual broadband serviceable locations, rather than census blocks. The CPUC has been increasing efforts to verify the accuracy of broadband deployment and subscriber data from providers. The collected broadband deployment data are processed, validated, and mapped on the CPUC’s California Interactive Broadband Map available at <https://www.broadbandmap.ca.gov/>.

## Broadband Availability in Rural and Urban Areas of the State

Table 9 below provides percentages of served and unserved households in California using 2020 Census urban/rural designation. It shows that 86.64 percent of rural households have access to broadband at or above 25/3 Mbps speeds, whereas 98.32 percent of households in urban areas have access at or above 25/3 Mbps. The data show that the Digital Divide between rural and urban areas widens as broadband speeds increase.

Table 9: Percentage of Total Households with Broadband Availability



CALIFORNIA

Public Utilities Commission

STATE of CALIFORNIA

Fixed Consumer Broadband Availability

Maximum Advertised Speeds  
As of December 31, 2023

Speed Benchmarks (Mbps)	Percentage of Total Households with Broadband Availability*			Unserved Households				
				Number of Unserved Households			Percentage of Unserved Households	
	Urban	Rural	Statewide	Urban	Rural	Statewide	Urban	Rural
>=10/1	98.55%	88.72%	97.85%	218,077	130,000	348,134	1.45%	11.28%
>=25/3	98.32%	86.68%	97.49%	252,669	153,511	406,426	1.68%	13.32%
>=100/20	97.20%	73.51%	95.51%	421,115	305,293	727,034	2.80%	26.49%

Source:

Federal Communication Commission. *Broadband Summary by Geography Type* (D23\_01feb2025) [Data set]. Broadband Data Collection. <https://broadbandmap.fcc.gov/data-download/nationwide-data?version=dec2023>

\*Calculated percentage of households for broadband serviceable locations contained within the California for which providers report residential fixed broadband service with Copper, Cable, Fiber to the Premises, Unlicensed Fixed Wireless, or Licensed Fixed Wireless technology and speeds of at least 10 / 1 Mbps, or 25/3 Mbps, or 100/20 Mbps.



# Progress in Meeting Broadband Deployment Goals

---


Table 10 below provides percentages of served and unserved households for each Consortia region in California. The numbers reflect all terrestrial broadband service as of December 31, 2023, using broadband availability data from the Federal Communication Commission’s (FCC) National Broadband Map. Served households receive broadband speeds of at least 25/3 Mbps or above, while unserved households receive speeds less than 25/3 Mbps. Priority unserved households receive speeds less than 10/1 Mbps.

“Households” are based on the FCC Broadband Serviceable Location Fabric data as of December 31, 2023. However, the FCC uses the term “units”, instead of households. The FCC fabric does not count how many households there are within a unit, or at a broadband serviceable location. As such, the data presented here includes broadband availability at a location level, inclusive of households.

The table shows that there are 12 Consortia regions where less than 98 percent of households have access to broadband at or above 25/3 Mbps, whereas five Consortia regions show as having more than 98 percent of households with access to broadband at or above 25/3 Mbps.

The table does not show Tahoe Basin Consortia because it is located within Placer and El Dorado County and nested within the Gold Country Consortia. While the FCC is continuing to improve the quality of the data it collects, the FCC National Broadband Map relies on provider data and sometimes reflects higher levels of coverage and speeds than what is actually deployed. The CPUC continues to utilize the FCC availability data due to its regular update intervals and data granularity.

Table 10: Remaining Unserved Households in Each Consortium Region<sup>15</sup>

 <b>CALIFORNIA</b> <b>Public Utilities Commission</b>		<b>STATE of CALIFORNIA</b> <b>Fixed Consumer Broadband Deployment</b>					
		Maximum Advertised Speeds As of December 31, 2023					
Consortium	All Households (FCC Fabric 12/31/2023)	Served Households (Speeds are at least 25 Mbps down AND 3 Mbps up)		Unserved Households (Speeds less than 25 Mbps down OR 3 Mbps up AND greater than 10 Mbps down AND 1 Mbps up)		Priority Unserved Households (Speeds less than 10 Mbps down AND 1 Mbps up)	
		Number	Percent	Number	Percent	Number	Percent
California	16,192,289	15,785,863	97.49%	58,292	0.36%	348,134	2.15%
Bay Area (no consortium: SF, San Mateo and Santa Clara)	1,533,899	1,527,853	99.61%	997	0.06%	5,049	0.33%
Pacific Coast Consortium Region	648,795	617,051	95.11%	3,621	0.56%	28,122	4.33%
Central Coast Consortium Region	306,566	303,040	98.85%	419	0.14%	3,107	1.01%
Central Sierra Consortium Region	100,486	89,766	89.33%	2,412	2.40%	8,307	8.27%
Connected Capital Area Consortium Region	817,892	815,636	99.72%	104	0.01%	2,152	0.26%
East Bay Consortium Region (no consortium: Alameda, Contra Costa, and Solano)	1,345,574	1,340,712	99.64%	359	0.03%	4,501	0.33%
Gold Country Consortium Region	369,907	356,535	96.39%	2,477	0.67%	10,896	2.95%
Inyo / Mono Consortium Region	23,813	19,504	81.90%	600	2.52%	3,708	15.57%
Inland Empire Consortium Region	1,797,631	1,711,303	95.20%	4,839	0.27%	81,488	4.53%
Los Angeles County Consortium Region	3,992,840	3,882,638	97.24%	18,766	0.47%	91,436	2.29%
North Bay / North Coast Consortium Region	480,906	462,090	96.09%	2,827	0.59%	15,989	3.32%
Northeast California Consortium Region	292,660	272,742	93.19%	4,867	1.66%	15,053	5.14%
Orange County (no consortium)	1,294,221	1,258,242	97.22%	4,530	0.35%	31,450	2.43%
Redwood Coast Consortium Region	94,846	89,345	94.20%	1,043	1.10%	4,457	4.70%
San Joaquin Valley Consortium Region	1,600,565	1,587,149	99.16%	1,837	0.11%	11,579	0.72%
Southern Border Consortium Region	1,429,755	1,394,323	97.52%	7,279	0.51%	28,153	1.97%
Upstate California Consortium Region	61,933	57,995	93.64%	741	1.20%	3,197	5.16%

Source: Federal Communication Commission. *Broadband Summary by Geography Type* (D23\_01feb2025) [Data set]. Broadband Data Collection. <https://broadbandmap.fcc.gov/data-download/nationwide-data?version=dec2023>

\*Calculated percentage of households for broadband serviceable locations contained within the California for which providers report residential fixed broadband service with Copper, Cable, Fiber to the Premises, Unlicensed Fixed Wireless, or Licensed Fixed Wireless technology and speeds of at least 10 / 1 Mbps, or 25/3 Mbps, or 100/20 Mbps.

<sup>15</sup> The number of households represents housing units in California, inclusive of households.

## Broadband Adoption Levels

Broadband adoption measures the number of subscribers across the state with access to broadband service. Table 11 below provides broadband adoption levels for each California county as of December 31, 2023. The subscription data collected from ISPs at the address level is aggregated to the county level for the purposes of displaying adoption of broadband service. ISPs report adoption levels to the CPUC as part of their annual Broadband Data Collection submissions as consumer connections<sup>16</sup>, instead of households.

Pursuant to Pub. Util. Code sections 281 (b)(4), 281.6 and 5895, the CPUC is authorized to collect information from broadband service providers. Granular data at an address level for broadband deployment, adoption, and affordability provides a closer representation on the level of broadband service Californians have. The CPUC instituted a more granular data collection from broadband providers in order to identify locations served at the address level.


Map 2 depicts broadband adoption by county at minimum speeds of 25/3 Mbps as of December 31, 2023.



*Figure 1: Women awarded a certificate of completion for Oakland Tech Exchange's Digital Literacy Course.*

<sup>16</sup> Consumer connections include subscriptions to housing units, including unoccupied housing units. These connections do not include subscriptions to satellite or mobile technology.

Table 11: Broadband Adoption of at least 25/3 Mbps by County as of December 31, 2023

<div>  <div> <b>STATE of CALIFORNIA</b>  <b>Fixed Broadband Adoption</b> </div> <div> CALIFORNIA  <b>Public Utilities Commission</b> </div> </div>				
As of December 31, 2023				
County	All Households (FCC Fabric 12/31/2024)	Households Offered Broadband Internet Access Service (At least 25 Mbps down and 3 Mbps up)	Consumer Connections (At least 25 Mbps down and 3 Mbps up)	Broadband Adoption Rate (At least 25 Mbps down and 3 Mbps up)
		Number	Number	Percent
<b>California</b>	<b>16,192,289</b>	<b>15,785,863</b>	<b>10,945,423</b>	<b>69.34%</b>
Alameda	697,354	696,029	399,361	57.38%
Alpine	1,577	498	389	78.11%
Amador	22,516	20,670	8,883	42.98%
Butte	104,132	100,696	53,914	53.54%
Calaveras	32,007	30,275	16,744	55.31%
Colusa	10,370	9,566	3,770	39.41%
Contra Costa	467,745	465,219	313,790	67.45%
Del Norte	12,948	11,128	8,264	74.26%
El Dorado	105,485	100,622	57,728	57.37%
Fresno	386,651	384,950	210,394	54.65%
Glenn	13,512	13,072	5,293	40.49%
Humboldt	72,545	70,920	41,004	57.83%
Imperial	66,512	63,798	40,744	63.86%
Inyo	12,379	10,194	4,986	48.91%
Kern	341,932	334,444	243,387	72.71%
Kings	51,766	51,688	28,406	54.96%
Lake	38,051	35,357	16,626	47.02%
Lassen	13,896	11,593	3,688	31.81%
Los Angeles	3,992,840	3,882,638	2,959,724	76.23%
Madera	59,043	58,110	27,632	47.55%
Marin	128,776	127,566	76,439	59.92%
Mariposa	11,225	7,036	620	8.81%
Mendocino	52,435	45,209	16,723	37.05%
Merced	102,766	102,704	58,415	56.88%
Modoc	5,836	4,723	1,170	24.82%
Mono	11,434	9,310	9,067	97.39%
Monterey	163,659	162,513	90,029	55.40%
Napa	63,128	61,146	36,636	59.92%

**Sources:**  
Federal Communication Commission (2024). *Broadband Summary by Geography Type* (D23\_14may2024) [Data set]. Broadband Data Collection.  
<https://broadbandmap.fcc.gov/data-download/nationwide-data?version=jun2024>; CPUC broadband data collection as of December 2024;  
Broadband Adoption Rate is defined as the percentage of consumer fixed broadband access connections over the total households offered Broadband internet access service.





CALIFORNIA  
Public Utilities Commission

STATE of CALIFORNIA  
Fixed Broadband Adoption

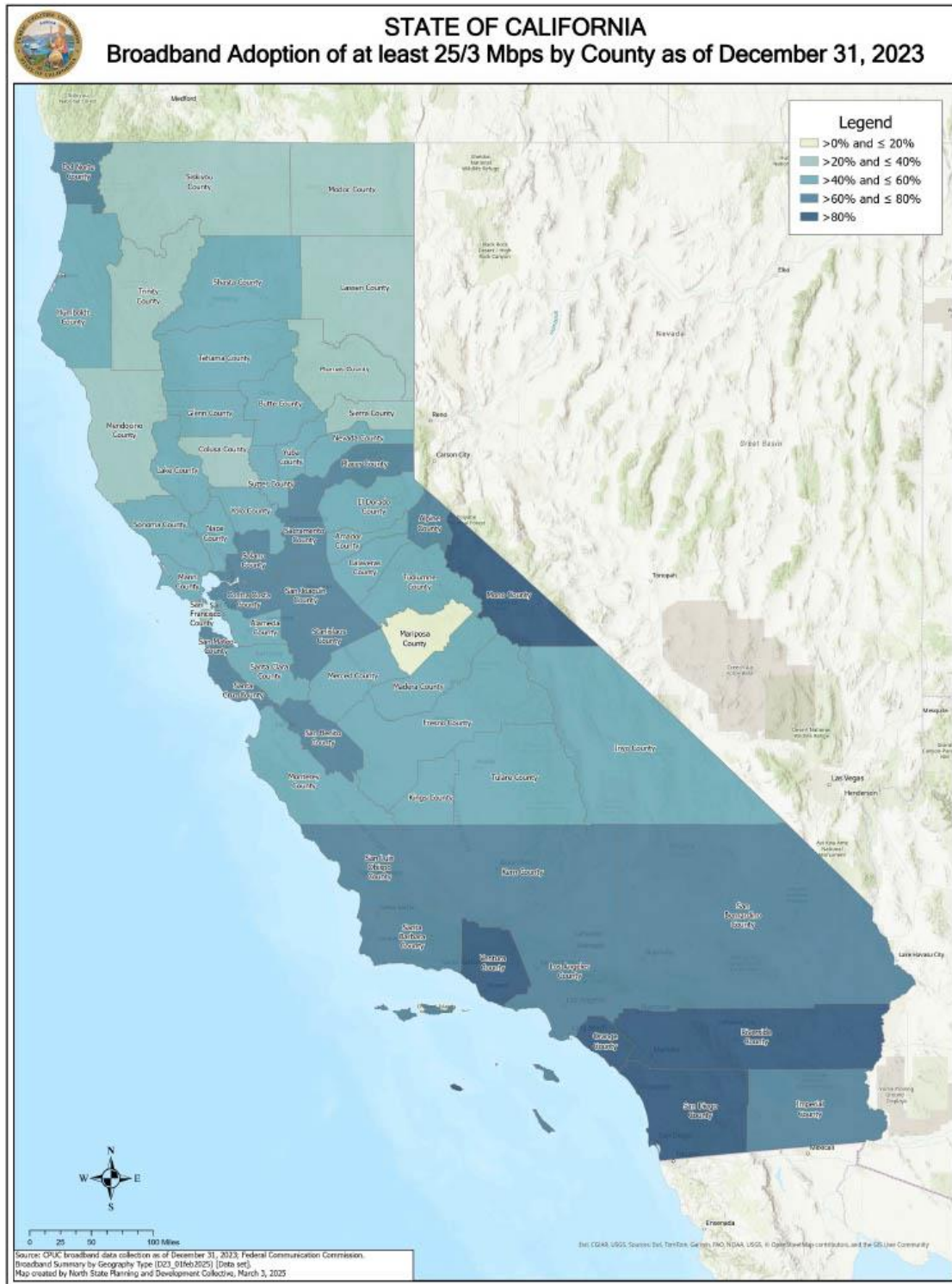
As of December 31, 2023

County	All Households (FCC Fabric 12/31/2024)	Households Offered Broadband Internet Access Service (At least 25 Mbps down and 3 Mbps up)	Consumer Connections (At least 25 Mbps down and 3 Mbps up)	Broadband Adoption Rate (At least 25 Mbps down and 3 Mbps up)
		Number	Number	Percent
Nevada	60,605	56,854	32,826	57.41%
Orange	1,294,221	1,258,242	1,008,282	80.13%
Placer	199,726	197,229	120,333	61.01%
Plumas	17,402	14,898	5,535	37.15%
Riverside	967,930	924,083	740,990	80.19%
Sacramento	650,489	649,643	397,040	61.12%
San Benito	23,881	23,477	17,062	72.68%
San Bernardino	829,701	787,220	612,839	77.85%
San Diego	1,363,243	1,330,525	1,083,119	81.41%
San Francisco	460,388	460,342	160,225	34.81%
San Joaquin	281,139	281,111	184,879	65.77%
San Luis Obispo	140,890	135,691	94,371	69.55%
San Mateo	310,374	308,419	193,806	62.84%
Santa Barbara	180,818	170,529	120,548	70.69%
Santa Clara	763,137	759,092	437,785	57.67%
Santa Cruz	119,026	117,050	70,338	60.09%
Shasta	92,097	87,078	51,924	59.63%
Sierra*	2,514	1,332	448	33.63%
Siskiyou	28,260	24,123	9,156	37.96%
Solano	180,475	179,464	120,034	66.88%
Sonoma	236,567	228,169	136,430	59.79%
Stanislaus	205,087	204,923	135,548	66.15%
Sutter	41,569	41,548	23,790	57.26%
Tehama	31,037	29,631	12,869	43.43%
Trinity	9,353	7,297	1,828	25.05%
Tulare	172,181	169,219	99,856	59.01%
Tuolumne	34,738	31,785	13,755	43.28%
Ventura	327,087	310,831	252,583	81.26%
Yolo	92,225	92,207	54,682	59.30%
Yuba	33,609	32,238	18,716	58.06%

Sources:  
Federal Communication Commission (2024). *Broadband Summary by Geography Type* (D23\_14may2024) [Data set]. Broadband Data Collection.  
<https://broadbandmap.fcc.gov/data-download/nationwide-data?version=jun2024>; CPUC broadband data collection as of December 2024;  
Broadband Adoption Rate is defined as the percentage of consumer fixed broadband access connections over the total households offered Broadband  
internet access service.



Map 2: Broadband Adoption of at least 25/3 Mbps by County as of December 31, 2023



# Broadband Infrastructure Grant Account

## A. Infrastructure Grants in 2024

- In 2024, the CPUC approved five Infrastructure grants in the amount of \$46,624,124 to provide broadband access to 3,122 eligible households in the counties of Fresno, Los Angeles, Monterey, Orange, Riverside, San Benito, San Diego, San Mateo, San Luis Obispo, Santa Clara and Santa Cruz. All five projects will make significant steps towards closing California's digital divide by bringing highspeed broadband internet access at up to 1 Gigabit per second (Gbps) symmetrical (upload and download) speeds to unserved households. Two projects will also build open-access middle mile with connection speeds up to 10 Gbps to complement the Statewide Middle-Mile Network. All five projects will serve primarily low-income and historically disadvantaged communities and enable critical access to health, education and safety services, including enhanced emergency communications for our first responders. The largest projects, Cruzio's Equal Access Summits to the Sea Project and LCB's Aromas-San Juan Project, are in Tier 2 - Elevated and Tier 3 - Extreme fire-threat zones and will enhance public safety by utilizing fixed wireless technology and underground fiber with less exposure to extreme weather events that can cause wildfires. In addition, Cruzio is partnering with the ALERTWildfire Consortium to host wildfire detection cameras on its wireless nodes supported by backup power. Similarly, Kwikbit's Mobile Home Park 1 Project will employ innovative 60 Ghz radio technology to reach low-income customers with minimal structural impact. The Aromas-San Juan Project also will provide critical educational access to communities where nearly 50 percent of students qualify for the federal Free and Reduced Lunch Program.



*Figure 2: Hunter Communications working on the recently constructed Sugar Pine Tower for their Hoopa Valley Broadband Initiative in Humboldt County. This Last-Mile project makes service available to 1,198 residential locations and 56 business locations.*

## B. Infrastructure Funds Expended in 2024 and Expected Benefits

The CPUC made approximately \$27.85 million in payments in 2024 for 18 approved infrastructure projects. The following table lists the payments made for specific projects. The expected benefits of funds expended in 2024 can be expressed as the number of households that will have access to broadband. An estimated 6,330 households will have access to broadband from the payments to projects that are listed in Table 12.

Table 12: Infrastructure Funds Expended in 2024

	<b>Project Name</b>	<b>Grantee</b>	<b>County</b>	<b>Completion Status</b>	<b>Payment Amount</b>
1	Lake Davis	Plumas-Sierra Telecom	Plumas	Complete	\$497,621.41
2	Crescent City	Frontier California	Del Norte	Complete	\$253,071.02
3	Smith River	Frontier California	Del Norte	Complete	\$75,381.47
4	Buckeye & Banner Mountain South	Nevada County Fiber	Nevada	Complete	\$45,049.20
5	Darlene Road	Charter	Ventura	Complete	\$432,369.00
6	Southern Lassen	Plumas-Sierra Telecom	Lassen	Ongoing	\$3,353,260.00
7	Scott Road	Plumas-Sierra Telecom	Lassen; Sierra	Complete	\$328,666.32
8	Sierra Valley	Plumas-Sierra Telecom	Plumas, Sierra	Ongoing	\$1,117,465.55
9	Buckeye & Banner Mountain South	Nevada County Fiber	Nevada	Complete	\$9,639.84
10	Gigafy Backus II	Race	Kern	Complete	\$4,098,303.43
11	Buckeye & Banner Mountain South	Nevada County Fiber	Nevada	Complete	\$90,487.24
12	Summits to the Sea	Cruzio Media, Inc.	San Mateo, Santa Clara, Santa Cruz, and Monterey	Ongoing	\$255,668.95
13	Olinda	TDS Happy Valley	Shasta	Ongoing	\$707,009.40
14	Connect Anza Phase 3 (RDOF Kicker)	Anza Electric	Riverside	Ongoing	\$94,918.72
15	Buckeye & Banner Mountain South	Nevada County Fiber	Nevada	Complete	\$90,487.24
16	Klamath River Rural Broadband Initiative	Karuk Tribe	Humboldt	Ongoing	\$1,747,174.00
17	Summits to the Sea	Cruzio Media, Inc.	San Mateo, Santa Clara, Santa Cruz, and Monterey	Ongoing	\$325,682.71
18	Summits to the Sea	Cruzio Media, Inc.	San Mateo, Santa Clara, Santa Cruz, and Monterey	Ongoing	\$369,289.77

	Project Name	Grantee	County	Completion Status	Payment Amount
19	El Dorado Estates	Charter	Ventura	Complete	\$1,217,590.51
20	Three County Fiber	Surfnet	Orange, Los Angeles, Riverside and San Diego	Ongoing	\$838,205.30
21	Long Valley-Spring Garden	Plumas-Sierra Telecom	Plumas	Ongoing	\$1,391,304.40
22	Southern Lassen	Plumas-Sierra Telecom	Lassen	Ongoing	\$2,396,883.30
23	Summits to the Sea	Cruzio Media, Inc.	San Mateo, Santa Clara, Santa Cruz, and Monterey	Ongoing	\$290,963.34
24	Long Valley – Spring Garden	Plumas-Sierra Telecom	Plumas	Ongoing	\$1,629,095.20
25	Mohawk Valley	Plumas-Sierra Telecom	Plumas	Ongoing	\$413,855.09
26	Sierra Valley	Plumas-Sierra Telecom	Plumas, Sierra	Ongoing	\$1,816,312.18
27	Summits to the Sea	Cruzio Media, Inc.	San Mateo, Santa Clara, Santa Cruz, and Monterey	Ongoing	\$377,270.37
28	Scott Road	Plumas-Sierra Telecom	Lassen; Sierra	Complete	\$329,914.52
29	Summits to the Sea	Cruzio Media, Inc.	San Mateo, Santa Clara, Santa Cruz, and Monterey	Ongoing	\$348,535.09
30	Rural Fresno	CalNeva	Fresno	Ongoing	\$194,512.41
31	Southern Lassen	Plumas-Sierra Telecom	Lassen	Ongoing	\$1,476,915.92
32	Summits to the Sea	Cruzio Media, Inc.	San Mateo, Santa Clara, Santa Cruz, and Monterey	Ongoing	\$964,361.42
33	Connect Anza Phase 3 (RDOF Kicker)	Anza Electric	Riverside	Ongoing	\$105,163.06
34	Summits to the Sea	Cruzio Media, Inc.	San Mateo, Santa Clara, Santa Cruz, and Monterey	Ongoing	\$174,494.70
<b>Total:</b>					<b>\$27,856,922</b>

## C. Total Infrastructure Projects Awarded Since 2008

The CPUC has awarded \$344,621,327 to fund 100 broadband infrastructure projects (not including 44 withdrawn and rescinded projects totaling approximately \$168 million) since the beginning of the program in 2008 through December 31, 2024. The 100 completed and active projects include last-mile, hybrid and middle-mile projects that provide (or will provide) broadband access to an estimated 322,682 potential households.<sup>17</sup>

Table 13: Total CASF Infrastructure Projects Awarded 2008 – 2024<sup>18</sup>

	Approved Projects	Completed	Ongoing	Amount Awarded	Estimated Potential Households*
Last-Mile	75	61	14	\$173,197,427	61,360
Middle-Mile	7	7	0	\$53,618,954	256,292
Hybrid	18	11	7	\$117,804,946	5,030
<b>Totals:</b>	<b>100</b>	<b>79</b>	<b>21</b>	<b>\$344,621,327</b>	<b>322,682</b>

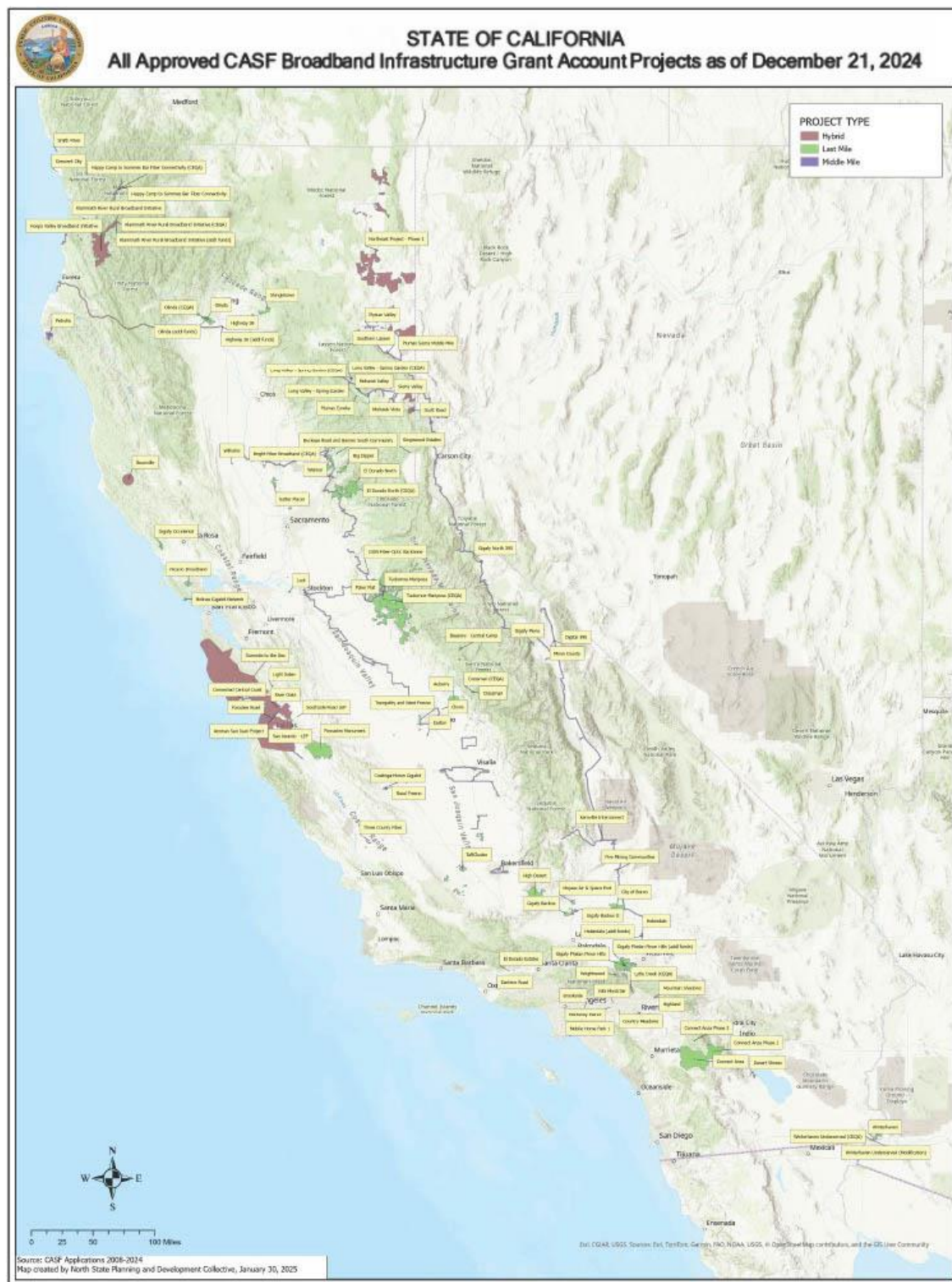
*\*Based on estimated potential households provided in the CPUC resolutions and letters approving projects.*

<sup>17</sup> Hybrid projects are last-mile projects that include middle-mile infrastructure.

<sup>18</sup> Funding for projects withdrawn by grantees is not included.



Map 3: Locations of All Approved CASF Infrastructure Projects as of December 31, 2024



## 1. Project Subscriptions as of December 31, 2024

The CPUC is required to report the number of formerly unserved households that subscribed to broadband in CASF project areas.<sup>19</sup> The CPUC collects this information through annual data requests to Infrastructure Account grantees for all last-mile and hybrid projects. Altogether, the provided data indicated that as of December 31, 2024, there were a total of 36,827 households who signed up for broadband services provided by 79 completed CASF projects. Attachment A provides the household subscriptions (both projected and actual) for each completed last-mile or hybrid project as well as project funding and status.

## 2. Cost per Household as of December 31, 2024

The CPUC is required to report the cost per household for each infrastructure project.<sup>20</sup> Attachment A provides the cost per household for each project as of December 31, 2024. The table below shows the average cost per household for all approved last-mile, middle-mile, and hybrid projects. The cost per household is calculated by dividing the total amount awarded by the total estimated potential households in the project. However, this amount does not reflect the full cost of connecting a household as the CASF awards did not subsidize 100 percent of project costs prior to the passage of AB 1665 in 2017.



Figure 3: Anza Electric Coop placing fiber in the San Jacinto Mountain communities in Riverside County. This is a FTTH project that worked to install 3.7 linear miles of fiber on existing poles.

Table 14: Average Cost Per Household of CASF Infrastructure Projects<sup>21</sup>

	Approved Projects	Total Amount Awarded	Total Estimated Potential Households*	Average Cost per Household
Last-Mile	75	\$173,197,427	61,360	\$2,822
Middle-Mile	7	\$53,618,954	256,292	\$209
Hybrid	18	\$117,804,946	5,030	\$23,420

*\*Based on estimated potential households provided in the CPUC resolutions/ letters approving projects*

<sup>19</sup> Pub. Util. Code, § 914.7, subd. (i).

<sup>20</sup> Pub. Util. Code, § 914.7, subd. (h).

<sup>21</sup> Includes all CASF project types including Fiber to the Home (FTTH), Fixed Wireless (FWA), and Hybrid/Fiber Coax (HFC).

## D. Rural Digital Opportunity Fund

---

Pub. Util. Code, section 914.7 (m) requires the CPUC to provide “[a]dditional details on efforts to leverage non-California Advanced Services Fund monies.” In 2021, the CPUC published rules for the CASF-Rural Digital Opportunity Fund (RDOF) “Kicker” Funding Initiative and the “Nearby” RDOF-Funded Project Initiative in D.21-01-003. The Decision also set program rules and solicited applications for CASF funding to supplement up to \$2 billion under the FCC’s Rural Digital Opportunity Fund (RDOF) program. The CPUC did not provide any CASF-RDOF grants in 2024. The CPUC made payments totaling \$200,083 to the RDOF-funded project, Connect Anza Phase III, in 2024. Connect Anza Phase III is expected to be completed in 2025.

## E. Line Extension Program

---

The Line Extension Program (LEP) is a program within the Broadband Infrastructure Grant Account that subsidizes the cost of connecting an individual household or property to an existing or proposed facility-based broadband provider.<sup>22</sup> The program was established by AB 1665, which provided a total funding allocation of \$5 million and was implemented by Decision 19-04-022. Staff have been working on revising LEP rules which are now undergoing public review. As such, the CPUC did not approve funding for any projects in 2024. Work was done on one LEP project totaling \$1,770,748 which will provide access to broadband infrastructure to 194 unserved households in Hollister, California.

In January 2023, staff provided ministerial approval for a LEP grant to extend service to a low-income resident’s home in Grass Valley in the amount of \$2,575. Comcast Corporation, the service provider, completed the project on March 11, 2024.

On August 31, 2023, the CPUC approved LEP funding to South Valley Internet, to construct the South Valley Road Project to bring broadband at speeds of 1 Gigabit per second (Gbps) symmetrical (download and upload) to 194 households serving 740 residents, including 130 school-aged children currently enrolled in the public school system.

The following table provides details on all LEP grants awarded as of December 31, 2024.

---

<sup>22</sup> Pub. Util. Code, § 281(f)(6).

Table 15: Infrastructure Grants Awarded for Line Extension Projects

	Project Name	Grant Recipient	County	Completion Status	Award
1	Arias Line Extension	Audeamus, dba Sebastian	Fresno	Completed Dec 2020	\$5,230
2	San Jerardo Housing Cooperative	Cruzio Media Inc.	Monterey	Completed Sep 2022	\$292,548
3	Grass Valley	Comcast Corporation	Nevada	Completed Mar 2023	\$2,575
4	Southside Road Project	South Valley Internet	San Benito	Under Construction	\$1,770,748
<b>Total:</b>					<b>\$2,071,101</b>

## F. Infrastructure Account Benefits

CASF Infrastructure Account grantees were asked to report data on job creation and socioeconomic benefits related to 100 of their associated projects.<sup>23</sup> The Infrastructure Account received data responses for 94 of the projects<sup>24</sup> in response to questions related to job creation. The grantees reported that 40% of their projects aimed to create jobs and 22% of their projects plan to stimulate additional job creation initiatives. Regarding the socioeconomic benefits of their projects, the percentages of grantees that assisted customers with access to various services are as follows:

- Educational Resources – 63%
- Health Services – 63%
- Government Services – 63%
- Secure Access to Internet – 59%
- Connect to others through the Internet – 58%
- Health Services – 63% of grantees noted that they assisted customers with gaining access to remote health services through improved broadband access.

These responses highlight the significant role of CASF grantees in providing essential resources and fostering connections within communities.

<sup>23</sup> Staff sent out data requests to 30 grantees for job creation and socioeconomic data and 23 grantee's responses were received.

<sup>24</sup> Grantees were not mandated to respond to the Commission's annual request for data required for the CASF Annual Report, prior to D.22-11-023, approved on November 17, 2022.



# Rural and Urban Regional Broadband Consortia Grant Account

The Consortia Account provides grants to eligible consortia to facilitate broadband deployment by assisting CASF infrastructure grant applicants in the project development or grant application process or assisting broadband deployment projects related to programs created under SB 156 and AB 164.<sup>25</sup> On May 19, 2022, the CPUC adopted D.22-05-029, which made programmatic changes to the Consortia Account including allocating \$10.71 million in funding for FY 2023-24.<sup>26</sup> The Decision also modified Consortia Account rules, including expansion of allowable consortia activities, increasing the annual maximum funding cap, and clarifying consortia regional boundary requirements.

Since the account's inception, the CPUC has awarded consortia grants in six solicitations - in 2011, 2016, 2019, 2020, 2021, and 2022. Map 1 of this report illustrates the distribution of the 16 consortia regions both currently and previously funded by county.<sup>27</sup>

The CASF funds the following consortia activities consistent with Pub. Util. Code section 281:

- Collaborating with the CPUC and other state agencies to engage regional consortia, local officials, internet service providers, stakeholders, and consumers regarding priority areas and cost-effective strategies to achieve the broadband access goal.
- Identifying potential CASF infrastructure projects or potential broadband deployment projects related to new programs created under SB 156 and AB 164, along with other opportunities, where providers can expand and improve their infrastructure and service offerings to achieve the goal of reaching 98 percent broadband deployment in each consortia region.
- Assisting potential CASF infrastructure applicants or potential applicants for broadband deployment projects related to the new programs created under SB 156 and AB 164 in the project development or grant application process.



Figure 4: Broadband Breakfast Middle-Mile Panel with the Connected Capital Area Broadband Consortium (CCABC) in June, 2024.

<sup>25</sup> Pub. Util. Code, § 281.

<sup>26</sup> In addition to the \$10.71 million, the Consortia Account was previously authorized \$25 million.

<sup>27</sup> On June 1, 2022, the Communications Division sent a letter to the CASF Distribution soliciting Consortia grant applications for all regions starting in January 2023. Applications were due on July 15, 2022. Subsequently, the CPUC approved fifteen awards on January 12, 2023, to facilitate the deployment of broadband services by assisting CASF infrastructure grant applicants in the project development or grant application process or assisting broadband deployment projects related to programs created under SB 156 and Assembly Bill (AB) 164.

- Conducting activities that will lead to or that can be reasonably expected to lead to CASF infrastructure projects or broadband deployment projects related to new programs created under SB 156 and AB 164, including but not limited to the following examples of allowable activities:
  - » Supporting project permitting activities.
  - » Engaging local government officials and communities to better understand and explain regional broadband needs and solutions and providing technical assistance to such entities.
  - » Conducting an inventory of public assets (e.g., rights-of-ways, publicly owned towers, public utility poles, equipment housing, publicly owned property) and aggregate demand, including speed tests and the identification and updates of priority areas.
- Assisting the CPUC in publicizing requests for wireline testing volunteers in areas, as needed.
- Assisting the CPUC in promoting broadband deployment in California, related to the Federal Funding Account and other programs including Middle-Mile, Broadband Loan Loss Reserve, and Local Agency Technical Assistance created under SB 156 and AB 164.

## A. Consortia Grants Approved in 2023

---

On June 1, 2022, the CPUC released a new solicitation to accept applications that would represent all regions in California starting in January 2023. From this solicitation, the CPUC approved fifteen applications for \$10,333,173 in total funding in Resolution T-17778.<sup>28</sup>

The following table provides a list of these 15 approved grants.

---

<sup>28</sup> Resolution T-17778, issued January 12, 2023.

Table 16: Consortia Account, Grants Awarded in 2023

<b>Consortium</b>	<b>Geographic Area</b>
Broadband Consortium of the Pacific Coast	San Luis Obispo, Santa Barbara, and Ventura counties
Central Coast Broadband Consortium	Monterey, Santa Cruz, and San Benito counties
Connected Capital Area Broadband Consortium	Sacramento, Sutter, Yolo, and Yuba counties
Central Sierra Economic Development District/Broadband Utility Zone	Tuolumne, Calaveras, Amador, Mariposa, and Alpine counties
Gold Country Broadband Consortium	Sierra, Nevada, Placer, and El Dorado counties
Inland Empire Regional Broadband Consortium	San Bernardino and Riverside counties
Inyo-Mono Broadband Consortium	Inyo and Mono counties
Los Angeles Digital Equity Action League Consortium	Los Angeles County
North Bay/North Coast Broadband Consortium	Mendocino, Marin, Napa, and Sonoma counties
Northeastern California Connect Consortium	Butte, Lassen, Modoc, Plumas, Shasta, Siskiyou, and Tehama counties
Redwood Coast Connect Broadband Consortium	Humboldt, Del Norte, and Trinity counties
San Joaquin Valley Regional Broadband Consortium	San Joaquin, Stanislaus, Merced, Madera, Fresno, Kings, Tulare, and Kern counties
Southern Border Broadband Consortium	San Diego and Imperial counties
Tahoe Basin Project	Tahoe Basin area in Placer and El Dorado counties
Upstate California Connect Consortium	Glenn, Colusa, and Lake counties



## B. Consortia Funds Expended in 2024

The CPUC disbursed \$1.66 million to the consortia in calendar year (CY) 2024. The following table shows payments made to consortia in 2024 and total cumulative payments, as of December 31, 2024. Central Sierra Connect Consortium, East Bay Broadband Consortium, Eastern Sierra Connect Consortium, Los Angeles County Regional Broadband Consortium, and Northeast California Connect Consortium were previously awarded grantees and did not receive awards during the 2023 cycle. San Joaquin Valley Regional Broadband Consortium experienced staff turnover which resulted in a delay to payment disbursement during 2024.

Table 17: Consortia Account, 2016, 2019, 2021, & 2023 Cycle Disbursement Summary

	<b>Consortia</b>	<b>Amount Paid in CY 2024</b>	<b>Total Paid as of 12/31/24</b>
1	Broadband Consortium of the Pacific Coast	\$75,101	\$770,211
2	Central Coast Broadband Consortium	\$109,743	\$687,420
3	Central Sierra Connect Consortium	\$ -	\$245,500
4	Connected Capital Area Broadband Consortium	\$222,137	\$945,937
5	East Bay Broadband Consortium	\$ -	\$262,491
6	Eastern Sierra Connect Consortium	\$ -	\$65,513
7	Gold Country Broadband Consortium	\$170,092	\$659,325
8	Inland Empire Broadband Consortium	\$215,140	\$964,513
9	Inyo-Mono Broadband Consortium	\$281,059	\$423,796
10	LA Digital Equity Action League Consortium	\$86,103	\$162,203
11	Los Angeles County Regional Broadband Consortium	\$ -	\$592,039
12	North Bay/North Coast Broadband Consortium	\$77,295	\$683,684
13	Northeast California Connect Consortium	\$ -	\$296,518
14	Northeastern California Connect Consortium	\$131,149	\$483,463
15	Redwood Coast Connect Consortium	\$105,623	\$711,294
16	San Joaquin Valley Regional Broadband Consortium	\$ -	\$60,330
17	Southern Border Broadband Consortium	\$50,474	\$311,714
18	Tahoe Basin Projects	\$9,780	\$243,066
19	Upstate California Connect Consortium	\$126,782	\$716,960
<b>Total:</b>		<b>\$1,660,478</b>	<b>\$9,285,983</b>

## C. Consortia Account Benefits

---

For awards granted in 2023, the disbursements to consortia groups were for the following activities:

- Collaborating with the CPUC, and other state agencies to engage regional consortia, local officials, ISPs, stakeholders, and consumers regarding priority areas and cost-effective strategies to achieve the broadband access goal.
- Identifying potential CASF infrastructure projects or potential broadband deployment projects related to new programs created under SB 156 and AB 164, along with other opportunities, where ISPs can expand and improve their infrastructure and service offerings to achieve the goal of reaching 98% broadband deployment in each consortia region.
- Assisting potential CASF infrastructure applicants or potential applicants for broadband deployment projects related to the new programs created under SB 156 and AB 164 in the project development or grant application process.
- Conducting activities that will lead to or that can be reasonably expected to lead to CASF infrastructure projects or broadband deployment projects related to new programs created under SB 156 and AB 164, including the Federal Funding Account, Middle-Mile, Broadband Loan Loss Reserve, and Local Agency Technical Assistance.
- Assisting the CPUC in publicizing requests for wireline testing volunteers in areas, as needed.

To assess the Consortia Account output, staff sent consortia grantees a data request on December 17, 2024, requesting information about outcomes of consortia deployment efforts in 2024. The following provides a summary of the responses.

12 active consortia grantees responded detailing their efforts in deployment, as shown in Attachment B. The following are common themes related to those deployment efforts:

- Collaboration & Strategy – Work with state agencies, local officials, ISPs, and stakeholders to identify priority areas and cost-effective broadband deployment strategies.
- Project Identification – Identify potential broadband infrastructure projects and opportunities under CASF, SB 156, and AB 164 to expand ISP service offerings and reach 98% deployment.
- Application & Funding Support – Assist broadband project applicants with development and grant application processes for state and federal funding programs.
- Implementation & Public Engagement – Facilitate activities leading to broadband deployment, including outreach for wireline testing volunteers and promoting related funding programs.

## Consortia Account Performance Metrics

Grantees were asked to report data on job creation and socioeconomic benefits related to their associated projects.<sup>29</sup> The Consortia Account received twelve complete data request submissions. Of the submissions, 50% reported that their projects aimed to create jobs. In relation to job creation, 40% of grantees have future plans to stimulate additional job creation initiatives. Additionally, grantees were asked about the socioeconomic benefits of their projects. Of the submissions, 80% helped participants access educational resources, 70% helped participants access health services, 80% helped participants access government services, 80% helped participants access the Internet securely, and 70% helped participants to connect to others through the Internet.

The following table summarizes Consortia Account broadband deployment performance metrics as reported by grantees,<sup>30</sup> including the number of CASF line extension applications submitted, the number of CASF infrastructure applications submitted, and priority areas identified in 2024. In 2024, consortia grantees continued to facilitate the deployment of broadband services by identifying priority areas and assisting potential CASF broadband deployment projects.



Figure 5: Matsui ACP Press Conference in April 2024.

<sup>29</sup> Staff sent grantees requests for job creation and socioeconomic data. 12 complete data requests were submitted. Redwood Coast Connect Broadband Consortium and San Joaquin Valley Regional Broadband Consortium did not respond to the data request. Grantees are not mandated to respond to the CPUC's data request required for the CASF Annual Report.

<sup>30</sup> Based on performance metrics reported by Consortia grantees.

Table 18: Consortia Account Performance Metrics – CASF Line Extension and Infrastructure Applications Assisted<sup>31</sup>

CASF Line Extension and Infrastructure Applications Assisted																
Consortia / Project Name	Counties Represented	# of Funding Years	Approved Grant Amount	Per Year Cost	# of CASF Line Extension Applications Assisted and Submitted to date			# of CASF Infrastructure Applications Assisted and Submitted to date			# of Potential CASF Broadband Deployment Projects Identified			# of Project Permitting Activities Supported	# of Inventory of Public Assets Conducted	# of Wireline Testing Volunteers Recruited
					2024	Prior to 2024	Total	2024	Prior to 2024	Total	2024	Prior to 2024	Total			
<b>Broadband Consortium of the Pacific Coast</b>	San Luis Obispo, Santa Barbara, and Ventura	3	\$600,000	\$200,000	0	0	0	0	36	36	8	53	61	1	3	0
<b>Central Coast Broadband Consortium</b>	Monterey, Santa Cruz, and San Benito	5	\$1,000,000	\$200,000	0	1	1	0	3	3	2	2	4	1	1	0
<b>Central Sierra Economic Development District/Broadband Utility</b>	Alpine, Amador, Calaveras, Mariposa, Tuolumne	3	\$599,500	\$198,333	0	1	1	0	3	3	2	2	4	1	1	0
<b>Connected Capital Area Broadband Consortium</b>	Sacramento, Sutter, Yolo, and Yuba	4	\$800,000	\$200,000	0	0	0	0	11	11	19	70	89	8	3	0

<sup>31</sup> Based on performance metrics reported by Consortia grantees. Redwood Coast Connect Broadband Consortium and San Joaquin Valley Regional Broadband Consortium did not report on the Consortia Account performance metrics data request.

CASF Line Extension and Infrastructure Applications Assisted																
<b>Gold County Broadband Consortium</b>	Sierra, Nevada, Placer, and El Dorado	3	\$565,582	\$188,652	0	0	0	0	9	9	14	39	53	2	1	0
<b>Inland Empire Regional Broadband Consortium</b>	Riverside and San Bernardino	3	\$600,000	\$200,000	0	0	0	0	20	20	0	18	18	3	1	0
<b>Inyo-Mono Broadband Consortium</b>	Inyo and Mono	3	\$600,000	\$200,000	0	0	0	0	0	0	0	89	89	0	1	0
<b>Los Angeles Digital Equity Action League Consortium</b>	San Fernando Valley/Santa Clarita, Antelope Valley, San Gabriel Valley, South Bay/Gateway Cities, and Central/West Los Angeles	3	\$600,000	\$200,000	0	0	0	0	0	0	0	4	4	9	5	0
<b>North Bay / North Coast Broadband Consortium</b>	Marin, Mendocino, Napa, and Sonoma	3	\$600,000	\$200,000	0	0	0	0	0	0	3	0	3	1	1	0
<b>Redwood Coast Connect Broadband Consortium</b>	Del Norte, Humboldt, and Trinity	3	\$572,000	\$188,500	-	-	-	-	-	-	-	-	-	-	-	-



CASF Line Extension and Infrastructure Applications Assisted																
Southern Border Broadband Consortium	San Diego and Imperial	3	\$600,000	\$200,000	0	0	0	0	0	0	4	3	7	22	0	22
Upstate California Connect Consortium	Glenn, Colusa, and Lake	5	\$999,969	\$199,994	0	0	0	0	6	6	0	4	4	-	-	-

## A. Total Consortia Grants Awarded Since Inception

As of December 31, 2024, the Consortia Account has awarded approximately \$29.10 million since its inception.<sup>32</sup> In addition, the CPUC hosted a regional consortia learning community summit on April 20, 2023 and CASF public workshops on April 29, 2024. See Attachment C for a list of all grants awarded to consortia in the six cycles. The table below lists the active consortia grants as of December 31, 2024.

Table 19: List of Active Consortia Grants as of December 2024

	<b>Consortium</b>	<b>Counties</b>	<b>Active Grant(s)</b>
1	Broadband Consortium of the Pacific Coast	San Luis Obispo, Santa Barbara, Ventura	2022 Cycle Grant
2	Central Coast Broadband Consortium	Monterey, Santa Cruz, San Benito	2022 Cycle Grant
3	Central Sierra Economic Development District/Broadband Utility	Alpine, Amador, Calaveras, Mariposa, Tuolumne	2022 Cycle Grant
4	Connected Capital Area Broadband Consortium	Sacramento, Sutter, Yolo, Yuba	2022 Cycle Grant
5	Gold Country Broadband Consortium	Sierra, Nevada, Placer, El Dorado, Eastern Alpine	2019 Cycle Grant; 2022 Cycle Grant
6	Inland Empire Regional Broadband Consortium	San Bernardino, Riverside	2022 Cycle Grant
7	Inyo – Mono Broadband Consortium	Inyo, Mono Counties	2022 Cycle Grant
8	Los Angeles Digital Equity Action League Consortium	Los Angeles	2021 Cycle Grant; 2022 Cycle Grant
9	North Bay/North Coast Broadband Consortium	Mendocino, Marin, Napa, Sonoma	2019 Cycle Grant; 2022 Cycle Grant
10	Northeastern California Connect Consortium	Butte, Lassen, Modoc, Plumas, Shasta, Siskiyou, Tehama	2022 Cycle Grant
11	Redwood Coast Connect Broadband Consortium	Humboldt, Del Norte, Trinity	2022 Cycle Grant
12	San Joaquin Valley Regional Broadband Consortium	San Joaquin, Stanislaus, Merced, Madera, Fresno, Tulare, Kings, and Western Kern	2016 Grant Cycle; 2020 Cycle Grant; 2022 Cycle Grant

<sup>32</sup> The \$29.10 million includes approved Consortia awards as of December 31, 2024. In addition, the \$29.10 million does not include incurred and future state operations.

	<b>Consortium</b>	<b>Counties</b>	<b>Active Grant(s)</b>
13	Southern Border Broadband Consortium	San Diego, Imperial	2020 Cycle Grant; 2022 Cycle Grant
14	Tahoe Basin Project	Lake Tahoe Basin Area	2020 Cycle Grant; 2022 Cycle Grant
15	Upstate California Connect Consortium	Glenn, Colusa, Lake	2022 Cycle Grant

# Broadband Adoption Account

Eligible applicants for the Adoption Account are local governments, senior centers, schools, public libraries, nonprofit organizations, including nonprofit religious organizations, and community- based organizations with programs to increase publicly available or after-school broadband access and digital inclusion, such as digital literacy training programs.

The Adoption Account provides funding for two types of projects:

- **Digital Inclusion:** Projects providing digital literacy training and public education to communities with limited broadband adoption including low-income communities, senior communities, and communities facing socioeconomic barriers to broadband adoption.
- **Broadband Access:** Projects providing free broadband access in community training rooms or other public space, such as local government centers, senior centers, schools, public libraries, non-profit organizations, and community-based organizations, as well as funding community outreach, such as analysis, comparison of internet plans and call centers that will increase broadband access and adoption.

In Fiscal Year (FY) 2024-2025, the Commission issued Resolution T-17825 which set an appropriation amount of \$36.39 million for the Adoption Account.

**The Adoption Account approved 106 projects in 2024, awarding approximately \$15.52 million in total grant funding.**



*Figure 6: Prosperity Lab students participating in digital literacy class.*

## A. Adoption Grants Awarded in 2024

In 2024, the CPUC approved via ministerial review 94 projects submitted in the January and July 2024 application windows. Of the 94 grants approved, 94 were accepted. Additionally, the CPUC approved three projects submitted in the January and July 2024 application windows via resolution.<sup>33</sup> Of the three grants approved, three were accepted.

Altogether, 97 grants were approved and accepted, totaling \$11,006,616 in funding as shown in Table 20 below.

Table 20: Summary of Approved Projects in 2024

	Digital Literacy	Broadband Access	Call Center	Total Approved and Accepted
Projects	91	5	1	97
Funding	\$10,576,716	\$329,900	\$100,000	\$11,006,616

Attachment D lists the projects approved in 2024 and projects approved since the account inception in 2018. The list of projects provides details including project name, grantee, project location, grant amount, payments made, and completion date (if applicable). Table 21 below specifies grants by county awarded in 2024.

Table 21: Grants by County in 2024

County / Region	Grant Amount
Alameda	\$1,692,342
Alameda, Contra Costa	\$67,489
Contra Costa	\$626,370
Del Norte	\$55,400
Fresno	\$629,133
Greater Bay Area	\$95,400
Kern	\$128,173
Los Angeles	\$1,562,864
Marin	\$136,469

<sup>33</sup> 38 CPUC Resolutions T-17819 (January 2024 application round approved July 10, 2024)

County / Region	Grant Amount
Merced	\$217,721
Riverside	\$80,027
Sacramento	\$1,529,966
San Bernardino	\$257,601
San Diego	\$129,034
San Francisco	\$463,184
San Joaquin	\$108,152
San Mateo	\$350,027
Santa Clara	\$254,537
Santa Clara, San Mateo, Monterrey	\$148,965
Solano	\$424,219
Stanislaus	\$90,851
Statewide	\$1,850,460
Ventura	\$108,233
<b>Total:</b>	<b>\$11,006,616</b>



## B. Adoption Account Funds Allocated and Expended in 2024

The CPUC continued to reimburse for previously approved Adoption Account projects. Table 22 shows that the CPUC expended \$3,565,979 in funding across 25 counties, including one project geared towards Northern California counties, and one statewide project in 2024.

Table 22: Funds Expended by County in 2024

County	Payments
Alameda	\$376,568
Northern CA Counties	\$31,292
Contra Costa	\$107,424
Fresno	\$187,781
Inyo	\$6,757
Kern	\$45,642
Kings	\$45,009
Los Angeles	\$356,638
Marin	\$127,379
Monterey	\$33,587
Orange	\$19,379
Riverside	\$314,212
Sacramento	\$29,653
San Bernardino	\$446,136
San Diego	\$48,814
San Francisco	\$143,184
San Joaquin	\$51,405
San Mateo	\$74,735
Santa Barbara	\$22,036
Santa Clara	\$347,839




Figure 7: Digital literacy training at Ashby Village.

County	Payments
Santa Cruz	\$10,464
Solano	\$111,005
Sonoma	\$48,863
Stanislaus	\$46,355
Statewide	\$464,414
Ventura	\$55,550
Yolo	\$13,861
<b>Total:</b>	<b>\$3,565,979</b>

## C. Adoption Account Benefits

The Adoption Account benefits can be expressed as the number of people receiving training from digital literacy projects and the number of people receiving broadband access through the broadband access projects. Staff sent grantees data requests to identify the number of people who have benefited from projects. A summary of the data collected is provided below. These numbers will continue to increase as most of the projects are still in progress.

- **Digital Literacy:** 45,807 people completed eight hours or more of digital literacy training and 4,250 new broadband subscriptions from the 427 in progress or completed projects awarded as of December 31, 2024.
- **Broadband Access:** 126,438 people were provided broadband access and 13,149 new broadband subscriptions from the 43 in progress or completed projects awarded as of December 31, 2024. Additionally, 13,249 students were provided computing devices in school and school districts in response to the COVID-19 pandemic (Resolution T-17697, issued May 12, 2020).
- **Broadband Call Center:** 14,080 new broadband subscriptions resulted from 27 in progress or completed projects awarded as of December 31, 2024.



Figure 8: Bilingual of Central California digital literacy training.

Grantees were also asked about job creation and, more generally, socioeconomic benefits. Out of the responses for 168 projects, approximately 12% responded that the project aimed to create jobs.<sup>34</sup> Grantees reported that 127 jobs were created due to funded activities out of a projected 29 jobs. Although a low number of projects had a specific goal to create jobs, approximately 64% reported providing training programs to enhance workforce skills.

Grantees were also asked about socioeconomic benefits for their funded projects. Of the 168 projects for which responses were provided, 99% helped participants access educational resources, 91% helped participants access health services, 98% helped participants access government services, 100% helped participants access the Internet securely, and 99% helped participants connect to others through the Internet.

<sup>34</sup> Pursuant to Pub. Util. Code, section 281, moneys in the CASF Adoption Account are available to the CPUC to award grants to increase publicly available or after-school broadband access and digital inclusion, such as grants for digital literacy training programs and public education to communities with limited broadband adoption. There is no specific focus on job creation per Section 281 for the CASF Adoption Account.

## D. Total Adoption Account Projects Awarded

Since CASF's Adoption Account inception in 2017 through December 31, 2024, the CPUC has approved a total of 427 Adoption Account digital literacy projects, 43 Adoption Account broadband access projects, and 27 call center projects throughout California. Of the digital literacy projects approved, 130 are completed and 297 are in progress. Of the 43 broadband access projects approved, 29 are completed and 14 are in progress. Of the 27 call center projects approved, 6 are completed and 21 are in progress.

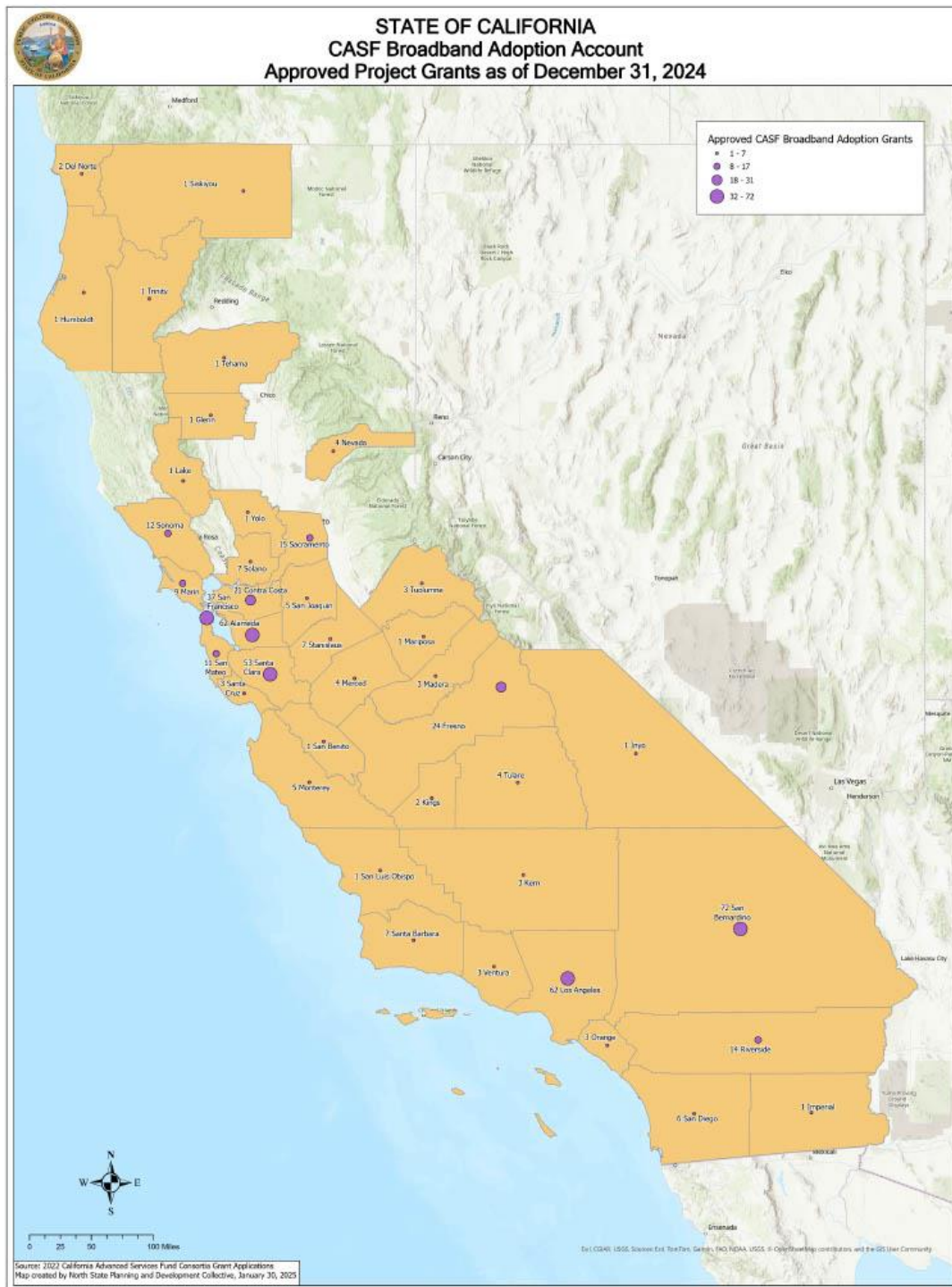
Table 23: CASF Adoption Account Grants Summary as of December 31<sup>st</sup>, 2024

Calendar Year	Grant Type	Projects Submitted	Funding Requested	Projects Awarded*	Total Awarded	Payments
Pre-2024	Digital Literacy	457	\$48,647,208	336	\$23,666,813	\$4,201,936
	Broadband Access	57	\$6,633,893	38	\$2,159,593	\$871,077
	Call Center	29	\$16,504,387	26	\$14,634,336	\$2,081,928
2024	Digital Literacy	117	\$16,025,042	91	\$10,576,716	\$2,598,749
	Broadband Access	10	\$1,507,672	5	\$329,900	\$304,035
	Call Center	3	\$2,471,208	1	\$100,000	\$663,195
Totals	Digital Literacy	574	\$64,672,251	427	\$34,243,529	\$6,800,685
	Broadband Access	67	\$8,141,565	43	\$2,489,493	\$1,175,112
	Call Center	32	\$18,975,595	27	\$14,734,336	\$2,745,123
	Totals	673	\$91,789,410	497	\$51,467,358	\$10,720,920
Outside Funding	CDE Funding**				\$5,000,000	\$5,000,000
	<b>Funding Total</b>				<b>\$56,467,358</b>	<b>\$15,720,920</b>

\*By application round, not date of award. Not inclusive of grants awarded and then rescinded (no projects were rescinded in 2024).

\*\*For the distribution of computing devices in school and school districts in response to the COVID-19 pandemic (Resolution T-17697, issued May 12, 2020).

Map 4: Location of All Approved Broadband Adoption Account Projects<sup>35</sup>



<sup>35</sup> Not inclusive of Broadband Adoption projects serving multiple counties.



## Broadband Public Housing Account

The Public Housing Account provides grants and loans to build broadband networks offering free broadband service for residents of low-income communities. SB 156 revised the Public Housing Account to provide grants and loans to finance projects to connect broadband networks offering free broadband service for residents of low-income communities including but not limited to, publicly supported housing developments, farmworker housing, and other housing developments or mobile home parks with low-income residents, as determined by the CPUC.

The CPUC implemented programmatic changes to the Public Housing Account resulting from SB 156 in D.24-03-041 such as changes for publicly supported housing developments including farmworker housing, Tribal Housing and other low-income housing developments. In 2023, in Rulemaking R.20-08-021, the CPUC issued a Staff Proposal proposing modifications to the Public Housing Account rules and guidelines. On March 7, 2024, the Commission issued D.24-03-041 which implemented additional changes to the Public Housing Account including expanding eligibility for non-publicly supported housing developments and for project costs to facilitate deployment of broadband networks in low-income communities that lack access to free broadband service that meets state standards. Today, eligible entities that can receive awards from the Public Housing Account include mobile home parks with low-income residents.

Projects funded after March 2024 are subject to the rules and guidelines adopted in D.24-03-041. For FY 2024-2025, the CPUC issued Resolution T-17825 which allocated \$30.14 million for the Public Housing Account.

The following sections detail the Public Housing Account grants awarded and funds expended in 2024.



*Figure 9: Affordable Housing Alliance II, Inc. project of Olivera Senior Apartments in Pomona, CA.*



## A. Public Housing Grants Awarded in 2024

In 2024, the CPUC held two application cycles for the Public Housing Account and received 57 applications. Of the 57 applications, 12 applications were withdrawn. The table below highlights the 45 applications that were approved in 2024.

Table 24: Public Housing 2024 Application Cycle

CASF Public Housing Account	In 2024		Since 2008	
	Total Projects	Total Awarded	Total Projects	Total Awarded
	45	\$3,433,235.60	539	\$20,237,383.22

Attachments H and I list all projects approved since the Public Housing Account’s inception in 2015. These attachments provide project details including project name, grantee, project location, grant amount, payments made, and completion date or projected completion date.

## B. Public Housing Account Funds Expended in 2024

The CPUC reimbursed 21 projects. The table below shows that the CPUC expended approximately \$1,247,650.81 in funding across eight counties in 2024.

Table 25: Fund Expended by County in 2024

County	Payments
Alameda	\$121,047.00
Madera	\$68,900.00
San Bernardino	\$110,308.85
San Luis Obispo	\$125,594.97
Santa Barbara	\$453,424.99
Santa Clara	\$80,580.00
Sonoma	\$102,555.00
Tulare	\$185,240.00
<b>Total</b>	<b>\$1,247,650.81</b>

## C. Public Housing Account Benefits

### 1. Infrastructure Projects

Prior to D.22-05-029, the 307 completed infrastructure projects (out of 318 awarded) provide free broadband connectivity to 20,443 public housing units, at an average cost of \$422 per housing unit. These completed projects are expected to provide residents with internet service speeds of at least 6 Mbps downstream and 1.5 Mbps upstream.

Projects approved under the rules in D.22-05-029, increased the standard for broadband internet to 25 Mbps downstream, 3 Mbps upstream per the FCC’s guidelines at the time of publication.

The Public Housing Account subsidizes project costs for inside wiring installation and equipment required for inside network (both wired and wireless) construction; maintenance or operational costs such as the ongoing cost of an ISP circuit are not subsidized.

In March of 2024, the FCC increased its benchmark definition for Broadband speeds to be 100 Mbps downstream and 20 Mbps downstream. The rules in D.24-03-041, also issued in March of 2024, tied the Broadband Public Housing Account’s speed requirements to the FCC broadband definition.

In 2024, 20 completed infrastructure projects approved under the rules adopted in D.22-05-029 (out of 56 awarded from 2022 and 2023) provide free broadband connectivity to 869 public housing units, at an average cost of \$1,308.79 per housing unit.

### 2. Adoption Projects

The table below summarizes previously funded Public Housing Account adoption project participation and costs. The 117 completed adoption projects (out of 121 awarded) provided digital literacy training to 5,741 public housing residents (the total resident population for all completed project locations is 26,611). The total average cost is \$583.39 per resident trained. Grantees are required to provide project outcomes including the number of residents trained and the number of residents trained who subscribe to broadband. Of those who completed the digital literacy training, 86 percent subscribe to broadband.

Table 26: Summary of Project Participation and Costs

Projects Completed	Total Awarded	Total Payments	Total Residents	Residents Trained	Percent of Total Residents Trained	Percent Trained that Subscribe to Broadband	Average Cost per Resident Trained
117	\$4,301,460.05	\$3,349,230.95	26,611	5,741	21.5%	86%	\$583.39

See Attachment J for completed projects costs and participation as of December 31, 2024.

### 3. Data Request

In an effort to gather information on the socioeconomic benefits of funded projects, grantees were requested to respond to a data request to provide information related to the impact of their funded project. Grantees were asked if their residents had been impacted in any of the following ways:<sup>36</sup>

- Increasing employment prospects
- Accessing educational resources
- Accessing health services
- Accessing government services
- Accessing the Internet securely
- Learning how to connect to others.

Staff sent out data requests to 60 past grantees across 532 projects and received 13 responses which represented a total of 98 projects.

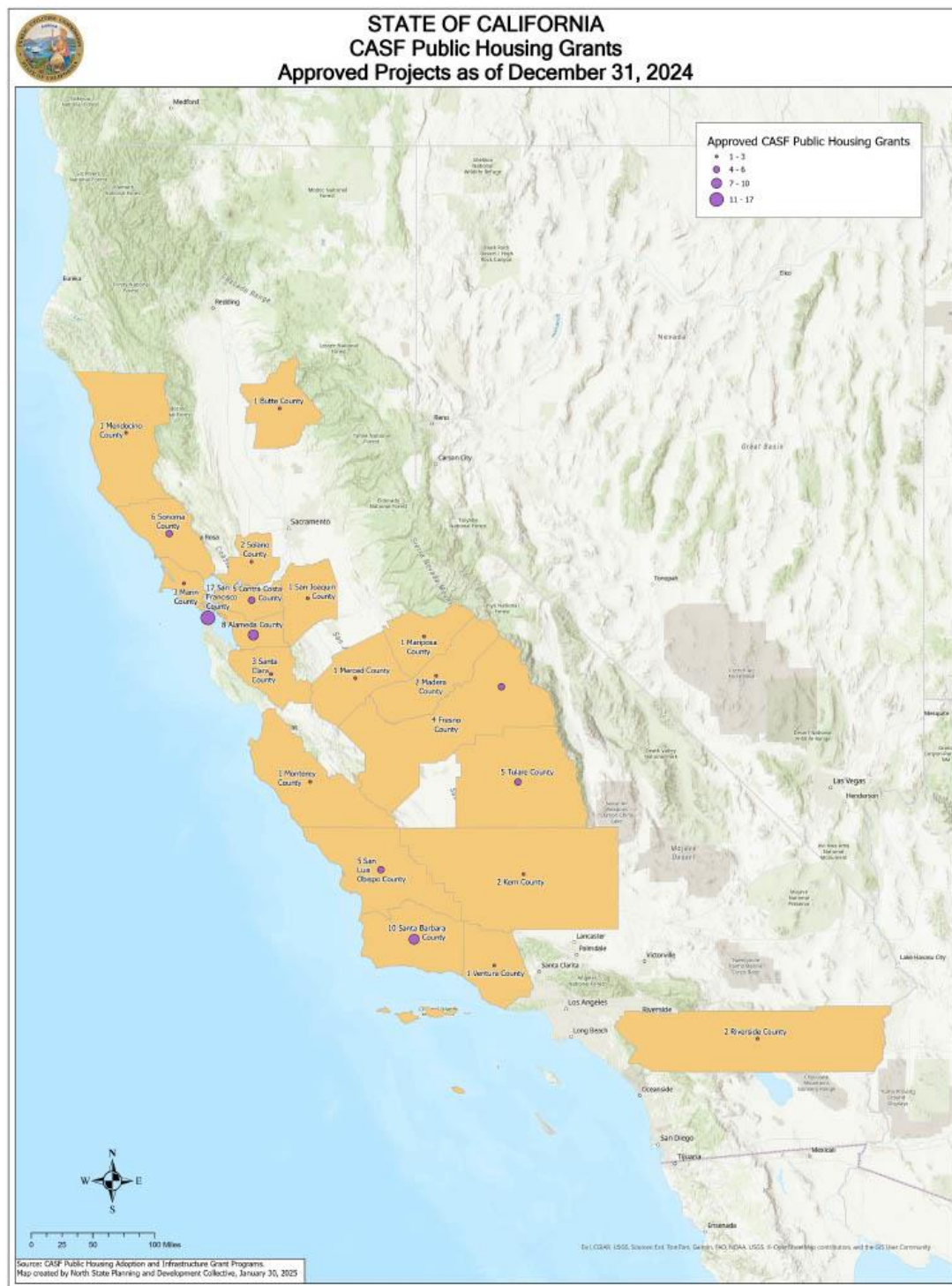
Grantees were asked about job creation and, more generally, socioeconomic benefits. Out of the responses for 98 projects, approximately 3% responded that the project aimed to create jobs. Grantees reported that 10 jobs were created due to funded activities. Twenty-five percent reported that training programs were provided to enhance workforce skills.

Grantees were also asked about socioeconomic benefits for their funded projects. Of the 98 projects for which responses were provided, 73% helped participants access educational resources, 75% helped participants access health services, 73% helped participants access government services, 82% helped participants access the Internet securely, and 55% helped participants connect to others through the Internet.

---

<sup>36</sup> Grantees are not mandated to respond to the CPUC's data request required for the CASF Annual Report.

Map 5: Location of All Approved Public Housing Account Projects



## D. Total Public Housing Account Projects Awarded

Since 2015, the CPUC has approved a total of 418 Public Housing Account infrastructure projects and 121 Public Housing Account adoption projects throughout California.<sup>37,38</sup> Of the 418 infrastructure projects approved, 318 were approved in the application cycles between 2015 and 2022. Of the 318 infrastructure projects approved, 307 are completed and 11 are in progress (these projects were delayed due to the COVID-19 safety restrictions). Of the 121 adoption projects approved, 117 are completed and 4 are in progress. The projects in progress were often paused and picked up again due to COVID-19 safety restrictions as common areas used for on-site instruction closed and some projects have had to shift to virtual training methods.

Table 27: CASF Public Housing Grants Summary as of December 31, 2024

Calendar Year	Grant Type	Projects Submitted	Funding Requested	Projects Awarded <sup>39</sup>	Total Awarded	Payments
<b>Pre-2024</b>	Infrastructure	514	\$17,071,185.29	373	\$12,353,896.77	\$9,881,366.93
	Adoption	169	\$6,251,874	121	\$4,450,250.85	\$3,288,733.62
<b>2024</b>	Infrastructure	57	\$4,226,585.08	45	\$3,433,235.60	\$1,137,341.96
	Adoption	0	\$0	0	\$0	\$110,308.85
<b>Totals</b>	Infrastructure	571	\$21,297,770.37	418	\$15,787,132.37	\$11,018,708.89
	Adoption	169	\$6,251,874	121	\$4,450,250.85	\$3,399,042.47
	<b>Total:</b>	<b>1,480</b>	<b>\$55,099,288.74</b>	<b>1078</b>	<b>\$40,474,766.44</b>	<b>\$28,835,502.72</b>

<sup>37</sup> Numbers are not inclusive of projects rescinded. 1 project was rescinded in 2024.

<sup>38</sup> Numbers are not inclusive of projects rescinded. 1 project was rescinded in 2024.

<sup>39</sup> Prior to SB 156, from the program's inception in 2015 through 2021, the Public Housing Account provided grants for broadband connectivity and adoption in publicly supported communities (PSCs). During this period, eligible applicants were limited to PSCs that are wholly owned by a public housing agency or an incorporated non-profit organization (501(c)(3)s that have received public funding to subsidize housing construction or maintenance costs of housing occupied by residents whose annual income qualifies as "low" or "very low" according to federal poverty guidelines. \$20 million in grant funding was available to finance infrastructure projects and \$5 million was available to finance broadband adoption projects for residents in PSCs. Broadband Adoption projects in public housing are no longer funded through the Public Housing Account but can be funded through the adoption Account.

On May 19, 2022, the Commission issued Decision (D.) 22-05-029 which implemented changes to the Public Housing Account enacted by SB 156 and programmatic changes for publicly supported housing developments including farmworker housing, and allocated \$15 million funding for Fiscal Year 2022-2023.

The rules implemented in (D.) 22-05-029 were in place through the January 2024 round of BPHA applications.

# Tribal Technical Assistance Grant Program

The CPUC Tribal Technical Assistance program was adopted in D.20-08-005 and updated in D.24-03-041. The Tribal Technical Assistance program provides grants to California Tribes, with or without federal recognition, to pursue improved voice and broadband communications. The Tribal Technical Assistance program initially authorized up to \$5,000,000 in CASF until funds are replenished and/or exhausted. The program was allocated up to an additional \$2,300,000 for FY 2023-24.

**The Tribal Technical Assistance Grant Program approved 7 projects in 2024 awarding approximately \$1.47 million in total grant funding.**

On March 7, 2024, the CPUC issued D.24-03-041 modifying the Tribal Technical Assistance Program to align with the Local Agency Technical Assistance Program rules and guidelines. The Decision increased the \$150,000 per FY per tribe grant amount to \$250,000 and expanded eligible program activities. Projects funded after March 2024 are subject to the rules and guidelines adopted in D.24-03-041.

Eligible applicants, under the 2024 program rules and guidelines, can request funding for the following types of technical assistance, including but not limited to:

- Feasibility Studies;
- Market Studies;
- Needs Assessments;
- Broadband Deployment-Related Grant Writing; and/or,
- Business Plans

## A. Tribal Technical Assistance Grants Awarded

---

The CPUC awarded 7 grants to 6 Tribes totaling approximately \$1,471,900 for feasibility studies, market studies, and business plans in 2024. Since the program's inception, 74 grants have been awarded to 39 Tribes for a total funding allocation of approximately \$7,291,650.

See Attachment K for the list of Tribes and their grant funded projects as of December 31, 2024.

### 1. Tribal Technical Assistance Program Benefits

These grants were designed to advance the goals of Pub. Util. Code section 281 by providing technical assistance to California Tribes to develop market studies, feasibilities studies, and/or business plans which support Tribes in their pursuit of improved communications. Each approved applicant has attested to advancing the CASF program goals and other program criteria as specified in D.20-08-005 and D.24-03-041.



# Attachments A – K

Attachment A: CASF Infrastructure Account Projects as of December 31<sup>st</sup>, 2024.....56

Attachment B: Consortia Account Grantee Reported Benefits Funded by CASF.....68

Attachment C: Consortia Account Projects as of December 31<sup>st</sup>, 2024.....84

Attachment D: Adoption Account Projects as of December 31<sup>st</sup>, 2024 .....88

Attachment E: Adoption Account Digital Literacy Projects Status as of December 31<sup>st</sup>, 2024 .....123

Attachment F: Adoption Account Call Center Projects Status as of December 31<sup>st</sup>, 2024.....161

Attachment G: Adoption Account Broadband Access Projects Status as of December 31<sup>st</sup>, 2024.....163

Attachment H: Public Housing Adoption Projects as of December 31<sup>st</sup>, 2024 .....168

Attachment I: Public Housing Infrastructure Projects as of December 31<sup>st</sup>, 2024.....179

Attachment J: Public Housing Adoption Completed Projects Costs and Participation  
as of December 31<sup>st</sup>, 2024.....214

Attachment K: Tribal Technical Assistance Grant Program Funded Projects  
as of December 31<sup>st</sup>, 2024.....225

## Attachment A: CASF Infrastructure Account Projects as of December 31<sup>st</sup>, 2024

	Recipient	Project Name	County	Approval; Resolution <sup>40</sup>	Project Type <sup>41</sup>	Total Awarded <sup>42</sup>	Total Payments	Potential Estimated Households <sup>43</sup>	Cost per Household <sup>44</sup>	Households Subscribed <sup>45</sup>	Completion or Expected <sup>46</sup>
1	Anza Electric Coop.	Connect Anza Phase I	Riverside	12/17/2015; T-17503	Last-Mile	\$2,662,450	\$2,662,450	3,751	\$710	2,356	Complete Dec. 2017
2	Anza Electric Coop.	Connect Anza Phase II	Riverside	5/31/2018; T-17581	Last-Mile	\$1,796,070	\$1,796,070	413	\$4,349	653	Complete Sep-21
3	Anza Electric Coop.	Connect Anza Phase 3	Riverside	11/30/2023; Min. Review	Last-Mile	\$688,431		28	\$24,856	In progress	2025
4	Anza Electric Coop.	Connect Anza Phase III (RDOF Kicker)	Riverside	12/7/2022; Min. Review	Last-Mile	\$205,125	\$94,919	959	\$214	In progress	2025
5	AT&T California	Alta/Blue Canyon	Nevada; Placer	2/20/2009; T-17195	Last-Mile	\$56,628	\$56,628	236	\$240	54	Complete May-11
6	AT&T California	Blanchard	Mariposa	11/21/2008; T-17182	Last-Mile	\$35,816	\$24,963	123	\$291	76	Complete May-11

<sup>40</sup> Some projects are approved through the Ministerial Review process and are denoted with "Min. Review".

<sup>41</sup> Projects are categorized as last-mile, middle-mile (MM), or hybrid. Hybrid projects are last-mile projects that include middle-mile infrastructure.

<sup>42</sup> Award amounts reflect changes (e.g., supplemental funding awarded) made after original project approval.

<sup>43</sup> Household estimates are from CPUC resolutions approving projects.

<sup>44</sup> Cost per household for each project is calculated by dividing the total award by the estimated potential households.

<sup>45</sup> Subscription data for Last Mile and Hybrid projects gathered via data requests issued to award recipients. Middle Mile and projects not completed are indicated as such.

<sup>46</sup> Completion dates reflect when the CPUC received the completion report. Actual project construction may have been completed prior to the completion report.

	Recipient	Project Name	County	Approval; Resolution <sup>40</sup>	Project Type <sup>41</sup>	Total Awarded <sup>42</sup>	Total Payments	Potential Estimated Households <sup>43</sup>	Cost per Household <sup>44</sup>	Households Subscribed <sup>45</sup>	Completion or Expected <sup>46</sup>
7	AT&T California	Clovis	Fresno	4/16/2009; T-17199	Last-Mile	\$36,393	\$36,393	125	\$291	57	Complete Jun-12
8	AT&T California	Comptche	Mendocino	2/20/2009; T-17195	Last-Mile	\$18,392	\$9,364	97	\$190	9	Complete May-11
9	AT&T California	Easton	Fresno	3/12/2009; T-17196	Last-Mile	\$49,869	\$36,354	9	\$5,541	22	Complete Jun-12
10	AT&T California	Grenada	Siskiyou	11/21/2008; T-17182	Last-Mile	\$57,596	\$20,150	275	\$209	68	Complete May-11
11	AT&T California	Hopland	Mendocino	11/21/2008; T-17182	Last-Mile	\$61,952	\$22,306	328	\$189	139	Complete May-11
12	AT&T California	Lodi	San Joaquin	3/12/2009; T-17196	Last-Mile	\$137,416	\$45,541	35	\$3,926	270	Complete Jun-12
13	AT&T California	Mt. Wilson	Los Angeles	11/21/2008; T-17182	Last-Mile	\$2,420	\$859	15	\$161	11	Complete May-11
14	AT&T California	Warner Springs	San Diego	2/20/2009; T-17195	Last-Mile	\$93,896	\$43,985	66	\$1,423	11	Complete May-11
15	Audeamus	Tranquility and West Fresno	Fresno	5/6/2010; T-17265	Last-Mile	\$1,154,496	\$1,154,494	585	\$1,973	169	Complete Oct. 2012
16	CA Broadband Coop. (Inyo Networks)	‡ Digital 395	Multiple	12/3/2009; T-17222; T-17408	Middle- Mile	\$28,355,918	\$26,980,442	28,127	\$1,039	MM	Complete Sept. 2015

	Recipient	Project Name	County	Approval; Resolution <sup>40</sup>	Project Type <sup>41</sup>	Total Awarded <sup>42</sup>	Total Payments	Potential Estimated Households <sup>43</sup>	Cost per Household <sup>44</sup>	Households Subscribed <sup>45</sup>	Completion or Expected <sup>46</sup>
17	Cal.Net	El Dorado North	El Dorado	1/14/2016; T-17497; T-17591; T-17603; T-17622	Last-Mile	\$1,238,550	\$1,154,907	1,537	\$806	In progress	2025
18	Cal.Net	Tuolumne and Mariposa	Tuolumne; Mariposa	12/15/2016; T-17502; T-17843	Last-Mile	\$1,218,497	\$669,387	7,711	\$468	In progress	2025
19	Calaveras Telephone Co.	Poker Flat	Calaveras	7/29/2010; T-17282	Last-Mile	\$640,698	\$527,676	409	\$1,566	330	Complete Jul-16
20	CalNeva Broadband	Coalinga-Huron Gigabit	Fresno	5/11/2017; T-17563	Last-Mile	\$511,170	\$511,170	5,480	\$93	1,280	Complete Dec. 2019
21	CalNeva Broadband	Rural Fresno Project	Fresno	6/20/2024 T-17823	Last-Mile	\$519,260		600	\$865	In Progress	2025
22	Charter Communicati ons	Brookside Country Club	Los Angeles	11/3/2020; Min. Review	Last-Mile	\$848,063	\$848,063	207	\$4,097	202	Complete August 2023
23	Charter Communicati ons	Country Meadows Mobile Home Park	San Bernardino	11/3/2020; Min. Review	Last-Mile	\$2,120,390	\$2,120,391	294	\$7,188	264	Complete May-21
24	Charter Communicati ons	Darlene Road	Ventura	9/23/2021; T-17747	Last-Mile	\$705,410	\$432,369	6	\$135,604	1	Complete Mar-24
25	Charter Communicati ons	El Dorado Estates	Ventura	11/3/2020; Min. Review	Last-Mile	\$1,445,032	\$1,217,591	160	\$9,031	59	Complete Oct-24

	Recipient	Project Name	County	Approval; Resolution <sup>40</sup>	Project Type <sup>41</sup>	Total Awarded <sup>42</sup>	Total Payments	Potential Estimated Households <sup>43</sup>	Cost per Household <sup>44</sup>	Households Subscribed <sup>45</sup>	Completion or Expected <sup>46</sup>
26	Charter Communications	Highland Orchid Drive	San Bernardino	12/19/2019; T-17680	Last-Mile	\$197,185	\$151,093	115	\$1,715	85	Complete Sep-20
27	Charter Communications	Kingswood Estates	Placer	11/18/2021; T-17748	Last-Mile	\$967,536		34	\$19,351	In progress	2025
28	Charter Communications	Monterey Manor Mobile Home Village	San Bernardino	11/3/2020; Min. Review	Last-Mile	\$784,322	\$561,728	87	\$9,015	60	Complete Dec-22
29	Charter Communications	Mountain Shadows Mobile Home Community	San Bernardino	9/23/2021; T-17747	Last-Mile	\$1,878,703		101	\$18,419	In progress	2025
30	Charter Communications	River Oaks	San Benito	11/18/2021; T-17748	Last-Mile	\$745,365	\$397,635	41	\$17,334	13	Complete May 2023
31	Charter Communications	Villa Montclair Mobile Home Park	San Bernardino	11/3/2020; Min. Review	Last-Mile	\$543,530	\$526,693	62	\$8,767	43	Complete Dec-21
32	Citizens Telecom. of CA (Frontier Comm.)	† Petrolia	Humboldt	7/23/2015; T-17484	Middle- Mile	\$202,557	\$202,557	138	\$1,468	MM	Complete Feb. 2016
33	Citizens Telecom. of CA (Frontier Comm.)	Birds Landing	Solano	3/12/2009; T-17196	Last-Mile	\$100,444	\$99,130	69	\$1,456	10	Complete Mar. 2010

	Recipient	Project Name	County	Approval; Resolution <sup>40</sup>	Project Type <sup>41</sup>	Total Awarded <sup>42</sup>	Total Payments	Potential Estimated Households <sup>43</sup>	Cost per Household <sup>44</sup>	Households Subscribed <sup>45</sup>	Completion or Expected <sup>46</sup>
34	Citizens Telecom. of CA (Frontier Comm.)	Shingletown	Shasta	9/29/2016; T-17522	Last-Mile	\$545,690	\$454,825	1,017	\$537	673	Complete May-17
35	Citizens Telecom. of CA (Frontier Comm.)	Livingston	Merced	3/12/2009; T-17196	Last-Mile	\$62,000	\$39,555	234	\$265	36	Complete, Nov. 2009
36	Cruzio	Summits to the Sea	San Mateo, Santa Clara, Santa Cruz, and Monterey	2/15/2024 T-17810	Last-Mile	\$5,650,000	\$581,352	759	\$7,444	In Progress	2025
37	CVIN and CENIC	‡ Central Valley Independent Network	Multiple	10/14/2010; T-17295	Middle- Mile	\$6,659,967	\$6,312,983	206,764	\$32	MM	Complete May-14
38	Digital Path	Placer/Sutter Counties	Sutter, Placer	1/14/2021; T-17720	Last-Mile	\$415,438	\$207,719	279	\$1,489	3	Complete Dec 2022
39	Foresthill Telephone Co.	Big Dipper	Placer	10/3/2013; T-17409	Last-Mile	\$117,000	\$117,000	84	\$1,393	16	Complete Jul-16
40	Frontier	Smith River	Del Norte	2/11/2021; T-17715	Last-Mile	\$1,428,479	\$577,118	55	\$25,972	1	Complete Feb-24
41	Frontier	Desert Shores	Imperial	7/12/2018; T-17614	Last-Mile	\$1,262,567	\$1,181,489	596	\$2,118	280	Complete Mar-22



	Recipient	Project Name	County	Approval; Resolution <sup>40</sup>	Project Type <sup>41</sup>	Total Awarded <sup>42</sup>	Total Payments	Potential Estimated Households <sup>43</sup>	Cost per Household <sup>44</sup>	Households Subscribed <sup>45</sup>	Completion or Expected <sup>46</sup>
42	Frontier California (Frontier Comm.)	Crescent City	Del Norte	9/23/2021; T-17747	Last-Mile	\$497,427	\$477,855	18	\$27,635	1	Complete Mar-24
43	Frontier California (Frontier Comm.)	Northeast Project Phase I	Lassen; Modoc	12/19/2019; T-17671	Hybrid	\$10,912,973	\$435,955	222	\$33,170	In progress	2025
44	Frontier California (Frontier Comm.)	Taft Cluster	Kern	12/19/2019; T-17668	Last-Mile	\$399,702	\$399,702	41	\$9,749	9	Complete Mar-22
45	Frontier California (Frontier Comm.)	Weimar	Placer	9/12/2019; T-17660	Last-Mile	\$692,889	\$636,102	148	\$4,682	58	Complete Jun-22
46	Frontier California (Frontier Comm.)	Lytle Creek	San Bernardino	7/12/2018; T-17613	Hybrid	\$1,458,886	\$1,298,088	339	\$4,303	261	Complete Mar-22
47	Frontier California (Frontier Comm.)	Prattville	Plumas	11/21/2008; T-17182	Last-Mile	\$41,192	\$9,923	171	\$241	41	Complete Jun-16
48	Frontier Comm. of the Southwest (Frontier Comm.)	Alpine Underserved	Alpine	11/10/2011; T-17348	Last-Mile	\$95,919	\$ -	381	\$252	442	Complete May-12

	Recipient	Project Name	County	Approval; Resolution <sup>40</sup>	Project Type <sup>41</sup>	Total Awarded <sup>42</sup>	Total Payments	Potential Estimated Households <sup>43</sup>	Cost per Household <sup>44</sup>	Households Subscribed <sup>45</sup>	Completion or Expected <sup>46</sup>
49	Frontier Comm. of the Southwest (Frontier Comm.)	San Bernardino County Project (Havasus Palms and Black Meadow)	San Bernardino	6/9/2011; T-17233	Last-Mile	\$168,171	\$ -	3,732	\$45	153	Complete Nov. 2012
50	Frontier Comm. West Coast (Frontier Comm.)	Del Norte Underserved	Del Norte	9/22/2011; T-17341	Last-Mile	\$68,168	\$ -	313	\$218	55	Complete March 2012
51	Happy Valley Tel. Co. (TDS Telecom)	Olinda	Shasta	10/3/2013; T-17411; T-17517	Last-Mile	\$2,233,542	\$1,683,394	1,908	\$1,204	323	2025
52	Hunter	Hoopa Valley Broadband Initiative	Humboldt	1/14/2021; T-17717	Hybrid	\$8,223,340	\$8,223,340	1,198	\$6,864	230	Complete July 2023
53	Inyo Networks	Bolinas	Marin	5/10/2018; T-17608	Last-Mile	\$1,868,881		571	\$3,273	In progress	2025
54	Inyo Networks	Nicasio	Marin	7/14/2016; T-17523	Last-Mile	\$1,491,078	\$1,491,078	216	\$6,903	236	Complete Aug. 2019
55	IP Networks	‡ Hwy 36 Humboldt-Trinity Counties	Humboldt; Trinity	11/20/2009; T-17227 T-17352	Middle-Mile	\$5,753,240	\$5,753,240	527	\$10,917	MM	Complete May-12
56	Karuk Tribe	Klamath River Rural Broadband Initiative	Humboldt	10/17/2013; T-17418; T-17690; T-17772	Hybrid	\$17,422,572	\$3,366,273	616	\$28,283	In progress	2025

	Recipient	Project Name	County	Approval; Resolution <sup>40</sup>	Project Type <sup>41</sup>	Total Awarded <sup>42</sup>	Total Payments	Potential Estimated Households <sup>43</sup>	Cost per Household <sup>44</sup>	Households Subscribed <sup>45</sup>	Completion or Expected <sup>46</sup>
57	Kwikbit Inc	Mobile Home Park 1	Orange, Los Angeles, Riverside and San Diego	2/15/2024 T-17808	Last-Mile	\$889,093		197	\$4,513	In Progress	2025
58	LCB Communications	Light Saber	Santa Clara	6/15/2017; T-17545	Hybrid	\$1,076,062	\$1,076,062	150	\$7,174	130	Complete Feb-22
59	LCB Communications	Aromas-San Juan Project	San Benito, Santa Cruz, and Monterey	6/20/2024 T-17817	Hybrid	\$29,482,766		1,101	\$26,778	In Progress	2025
60	MCC Telephony	‡ Kernville Interconnect	Kern	9/10/2009; T-17221	Middle-Mile	\$285,992	\$285,992	9,179	\$31	2980	Complete May 2023
61	Nevada County Fiber	Buckeye & Banner Mountain South	Nevada	12/16/2021; T-17752	Last-Mile	\$621,280	\$620,962	28	\$22,189	28	Complete Apr-24
62	Pinnacles Telephone Co.	Pinnacles Monument	San Benito	10/31/2013; T-17420	Last-Mile	\$195,299	\$180,277	47	\$4,155	37	Complete Dec. 2014
63	Plumas-Sierra Telecom.	Lake Davis	Plumas	12/5/2019; T-17675; T-17762	Hybrid	\$2,777,071	\$2,521,064	125	\$8,951	133	Complete Feb-24
64	Plumas-Sierra Telecom.	Long Valley-Spring Garden	Plumas	12/16/2021; T-17750	Hybrid	\$5,016,256		19	\$264,013	In progress	2025
65	Plumas-Sierra Telecom.	Mohawk Valley	Plumas	12/16/2021; T-17750	Hybrid	\$1,941,754	\$258,887	7	\$277,393	In progress	2025

	Recipient	Project Name	County	Approval; Resolution <sup>40</sup>	Project Type <sup>41</sup>	Total Awarded <sup>42</sup>	Total Payments	Potential Estimated Households <sup>43</sup>	Cost per Household <sup>44</sup>	Households Subscribed <sup>45</sup>	Completion or Expected <sup>46</sup>
66	Plumas-Sierra Telecom.	Plumas Eureka- Johnsville	Plumas	12/5/2019; T-17678	Hybrid	\$1,270,872	\$592,664	51	\$24,919	41	Complete Jul. 2022
67	Plumas-Sierra Telecom.	Sierra Valley	Plumas, Sierra	12/16/2021; T-17752	Hybrid	\$4,887,905	\$664,630	140	\$34,914	In progress	2025
68	Plumas-Sierra Telecom.	Southern Lassen	Lassen	12/16/2021; T-17750	Hybrid	\$11,108,189	\$821,930	138	\$80,494	In progress	2025
69	Plumas-Sierra Telecom.	Scott Road	Lassen; Sierra	12/17/2020; T-17712	Hybrid	\$3,707,475	\$3,556,427	61	\$60,778	14	Complete Oct. 2024
70	Plumas-Sierra Telecom.	Elysian Valley- Johnstonville	Lassen	12/5/2019; T-17677	Hybrid	\$3,574,494	\$2,184,584	82	\$43,591	21	Complete Jul. 2022
71	Plumas-Sierra Telecom.	Keddie	Plumas	12/5/2019; T-17672	Hybrid	\$1,512,163	\$939,116	36	\$42,005	30	Complete Apr-22
72	Plumas-Sierra Telecom.	Mohawk Vista	Plumas	12/5/2019; T-17673	Hybrid	\$2,183,427	\$1,462,377	120	\$18,195	96	Complete Mar. 2022
73	Plumas-Sierra Telecom.	‡ Plumas-Sierra Telecom Middle Mile	Multiple	2/25/2010; T-17230	Middle- Mile	\$1,721,280	\$1,721,280	960	\$1,793	4,610	Complete March 2014
74	Ponderosa Telephone Co.	Auberry	Fresno	11/20/2009; T-17236; T-17274	Last-Mile	\$1,154,780	\$614,118	1,043	\$1,107	1,432	Complete Sep. 2015
75	Ponderosa Telephone Co.	Beasore-Central Camp	Madera	12/19/2013; T-17424	Last-Mile	\$1,755,042	\$1,491,786	111	\$54,845	97	2025
76	Ponderosa Telephone Co.	Big Creek	Fresno	10/31/2013; T-17423	Last-Mile	\$898,574	\$692,952	79	\$11,374	307	Complete Aug. 2017

	Recipient	Project Name	County	Approval; Resolution <sup>40</sup>	Project Type <sup>41</sup>	Total Awarded <sup>42</sup>	Total Payments	Potential Estimated Households <sup>43</sup>	Cost per Household <sup>44</sup>	Households Subscribed <sup>45</sup>	Completion or Expected <sup>46</sup>
77	Ponderosa Telephone Co.	Cressman	Fresno	4/10/2014; T-17428; T-17551	Last-Mile	\$1,027,380	\$911,972	70	\$14,677	19	Complete May-18
78	Race Telecom.	Gigafy Backus #2	Kern	12/16/2021; T-17751	Last-Mile	\$6,151,870	\$4,098,303	266	\$23,127	66	Complete August 2024
79	Race Telecom.	Gigafy Nevada City	Nevada	12/16/2021; T-17751	Last-Mile	\$7,565,012		499	\$15,160	In progress	2025
80	Race Telecom.	Gigafy Williams	Colusa	12/17/2020; T-17716	Hybrid	\$7,603,656	\$5,238,281	588	\$12,931	544	Complete August 2023
81	Race Telecom.	Bright Fiber Broadband	Nevada	12/3/2015; T-17495; T-17565; T-17633	Last-Mile	\$16,156,323	\$16,152,531	1,941	\$8,288	1,489	Complete Sep-22
82	Race Telecom.	Gigafy Phelan	San Bernardino	7/13/2017; T-17525; T-17658	Last-Mile	\$36,690,800	\$36,690,800	7,606	\$4,824	6,402	Complete Sep-22
83	Race Telecom.	Gigafy Backus	Kern	8/13/2015; T-17480	Last-Mile	\$2,239,991	\$1,887,103	253	\$8,854	162	Complete Feb-17
84	Race Telecom.	Boron	Kern	10/31/2013; T-17416	Last-Mile	\$3,426,357	\$2,880,819	892	\$3,841	388	Complete March 2015
85	Race Telecom.	Mojave Air and Space Port Project	Kern	6/24/2010; T-17279	Last-Mile	\$506,199	\$494,419			0	Complete Nov-12
86	Race Telecom.	Five Mining Communities	Kern; San Bernardino	1/14/2016; T-17488	Last-Mile	\$2,037,721	\$2,037,721	202	\$6,397	132	Complete Sep. 2017

	Recipient	Project Name	County	Approval; Resolution <sup>40</sup>	Project Type <sup>41</sup>	Total Awarded <sup>42</sup>	Total Payments	Potential Estimated Households <sup>43</sup>	Cost per Household <sup>44</sup>	Households Subscribed <sup>45</sup>	Completion or Expected <sup>46</sup>
87	Race Telecom.	High Desert	Kern	10/17/2013; T-17415	Last-Mile	\$12,583,343	\$10,600,963	4,371	\$2,879	4,170	Complete Sep. 2017
88	Race Telecom.	Mono County Underserved	Mono	6/26/2014; T-17433	Last-Mile	\$4,650,593	\$3,913,818	727	\$6,397	640	Complete Sep. 2017
89	Race Telecom.	Gigafy Mono	Mono	1/28/2016; T-17477	Last-Mile	\$6,580,007	\$5,564,690	399	\$16,491	358	Complete Sep. 2018
90	Race Telecom.	Gigafy North 395	Mono	12/1/2016; T-17541	Last-Mile	\$3,124,490	\$3,124,490	444	\$7,037	169	Complete Sep. 2018
91	Race Telecom.	Gigafy Occidental	Sonoma	8/18/2016; T-17524	Last-Mile	\$7,687,016	\$7,687,016	458	\$16,784	443	Complete Sep. 2018
92	Siskiyou Telephone Co.	Happy Camp to Somes Bar Fiber Connectivity	Siskiyou	12/15/2016; T-17539; T-17623	Hybrid	\$3,645,085	\$3,645,085	37	\$98,516	5	Complete April 2021
93	Sunesys (Crown Castle / Level 3)	‡ Connected Central Coast	Multiple	4/10/2014; T-17429	Middle-Mile	\$10,640,000	\$5,596,943	11,124	\$956	MM	Complete May-18
94	Surfnet Communications	Paradise Road	Monterey	4/10/2014; T-17430	Last-Mile	\$177,954	\$177,954	278	\$640	10	Complete
95	Surfnet Communications	Three County Fiber Project	San Luis Obispo, Santa Clara and Santa Cruz	6/20/2024 T-17821	Last-Mile	\$10,083,005		465	\$21,684	In Progress	2025
96	TDS Telecom	Winterhaven Underserved	Imperial	10/4/2013; T-17410; T-17521	Last-Mile	\$2,063,967	\$1,882,849	961	\$2,148	154	Complete July 2023



	Recipient	Project Name	County	Approval; Resolution <sup>40</sup>	Project Type <sup>41</sup>	Total Awarded <sup>42</sup>	Total Payments	Potential Estimated Households <sup>43</sup>	Cost per Household <sup>44</sup>	Households Subscribed <sup>45</sup>	Completion or Expected <sup>46</sup>
97	Ultimate Internet Access	Helendale	San Bernardino	5/7/2015; T-17478 T-17557	Last-Mile	\$1,814,045	\$1,812,759	2,279	\$796	2,087	Complete
98	Ultimate Internet Access	Wrightwood	San Bernardino; Los Angeles	5/7/2015; T-17475	Last-Mile	\$1,937,380	\$1,667,981	1,857	\$1,043	1,248	Complete
99	Willits Online	Boonville	Mendocino	10/31/2013; T-17422	Last-Mile	\$122,931	\$122,652	605	\$203	3	Complete
100	Willits Online	Covelo & Laytonville	Mendocino	3/12/2009; T-17183	Last-Mile	\$108,000	\$102,025	800	\$135	149	Complete
Total:						\$344,621,327	\$208,072,153	327,951		37,744	

‡ Primarily a middle mile project approved prior to CASF rule changes pursuant to AB 1665.

\* Based on the project completion report (no data received).

## Attachment B: Consortia Account Grantee Reported Benefits Funded by CASF

---

### *Outcomes in Deployment*

#### 1. Broadband Consortium of the Pacific Coast (BCPC)

- Developed an online regional asset depository compiling federal and state serviceable location data sets, local jurisdiction features (CAIs, opportunity zones, priority areas), and funded or pending funding project areas; leveraged these regional maps to engage municipal leaders and ISPs regarding potential project areas.
- Validated service needs in mobile home parks in 16 socioeconomically disadvantaged areas in northern Santa Barbara County, identifying potential CASF infrastructure projects and supporting local municipalities' deployment prioritization.
- Engaged local municipalities to draft and promote broadband permitting best practices in collaboration with SCAG and SANDAG.
- Hosted seven regional virtual discussions with public, private, and non-profit stakeholders; provided updates on CASF funding programs and deployment opportunities, regional needs, and promoted regional GIS coordination to improve accuracy of reported service delivery and deployment progress.
- Hosted three county-specific virtual discussions with public agency staff sharing approaches to Broadband for All and best practices, as well as limits and opportunities for further investment; engaged discussion with private providers and other public agencies to identify pathways to Broadband for All. Received and shared updates with stakeholders on LATA-funded high-level design and EIR work in Santa Barbara County; LATA-funded deployment projects in northern San Luis Obispo County; and LATA-funded development of a Broadband Strategic Plan and JPA evaluation for Ventura County.

#### 2. Central Coast Broadband Consortium (CCBC)

- Participated in CASF Consortia informational meetings, CASF Annual Public Workshop, Middle-Mile meetings, CA Broadband Council meetings, CDT Broadband Access Point Broadband Consortia meetings, and CDT/GO-Biz Permit Streamlining meetings. Provided public testimony at Broadband Council meetings on behalf of community priorities.
- Generated input and feedback on the development of the Broadband Access Point Investment study as part of CDT's implementation of SB 717.
- Produced county-level maps through Chico State's GIS Team for Monterey, San Benito, & Santa Cruz Counties: (1) CPUC Broadband Interactive Mapping of the Eligible and Priority Eligible Locations and (2) the FFA Map - Unserved Locations. Development of regional maps and shapefiles were made available for all stakeholders upon request to assist their proposal development and identify areas to target.

- Conducted ongoing virtual and in-person meetings with local elected officials, county administrators, city managers, CIOs, planners, public works and utilities directors, economic development managers, CBOs and consultants across the region to identify their priorities to reach unserved and underserved areas. Information was provided on CPUC funding programs, especially the California Advanced Services Fund (CASF), the Federal Funding Account (FFA), and Tribal Technical Assistance; mapping resources; state planning initiatives; surveys; permit streamlining handbooks; and agency meetings, along with overall promotion of the resources on the California Dept. of Technology Broadband for All website; and tracking of the state's ACP enrollment tracking and call to action for communities. Utilized the CPUC's Priority Areas Public Map, the Federal Funding Account Public Map and the Middle-Mile Open-Access Map to update the broadband infrastructure inventory for each of the CCABC county and city jurisdictions.
- Coordinated with Sacramento, Sutter, Yolo and Yuba County broadband leads on efforts to connect with ISPs for high priority need areas in rural parts of the region, including Delta and Foothill communities and agricultural areas.
- Met with several ISPs for updates on their plans and priority projects and to seek alignment with CCABC identified project priority areas, including AT&T, Comcast, unwired, Astound, Cal.Net, T-Mobile, Zayo, and Frontier, and coordinated on implementation plans based on FFA awards. Facilitated meetings between ISPs and local jurisdictions, such as the cities of Galt, Isleton, West Sacramento, Woodland, and Winters, and Sacramento County, Yolo County and Yuba County to field opportunities for potential collaborative grant applications
- Attended demonstration site visits to locations where new technologies are being deployed, including for high-speed wireless technologies such as in Elk Grove and Isleton with unWired and Tarana Technologies; worked with Sacramento and Yolo counties to identify locations of towers and antennas that could be deployed.
- Assisted the city of Isleton in a deployment project with unWired that launched a new tower with Tarana Technologies, and brought high-speed internet to this highly underserved community in the Delta.
- Prepared briefing memo for local jurisdictions of data sources to identify updated broadband conditions, as well as how to request/access to data for research. Disseminated information on a regular basis on state and federal broadband programs, best practices and models including local jurisdictions and elsewhere, funding and mapping resources, upcoming events, and so forth through the CCABC digital 'E-Connect' newsletter targeted to broadband and digital equity stakeholders, reaching over 1,700 subscribers, and the Valley Vision 'Vantage Point' newsletter which reaches more than 10,000 subscribers.
- CCABC/Valley Vision organized and conducted a regional telecommunications workforce advisory meeting in April 2024, working with the Los Rios Center of Excellence to identify skills gaps and training opportunities to ensure a skilled workforce for broadband deployment. Panel members included the CPUC, AT&T, Comcast, and infrastructure builders, with findings to inform the regional community colleges and workforce boards.
- Facilitated a session at the California Broadband Summit in June 2024 convened by Broadband Breakfast and CalMatters on the deployment of California's Middle-Mile Network and coordination for last mile deployment, with the lead for the CDT Middle-Mile program and RCRC.

- Co-led CA Forward’s Broadband for All Work Group, a statewide network including regional broadband consortia, to share best practices and support implementation of SB 156; organized and facilitated a broadband equity and deployment session at CA Forward’s Economic Summit in October 2024. The session provided input for strategies to increase community input into PUC proceedings, with panelists from Oakland Undivided, Monterey Bay Economic Partnership, LA DEAL and the CPUC Office of the Public Advisor.
- Assisted CPUC and CDT with community engagement of jurisdictions and participated in the Middle-Mile Launch/Groundbreaking in Sacramento in August 2024 for the state’s Middle-Mile network.
- Served as panelist for CDT and LA Deal webinars on permit streamlining challenges, innovations and best practices, for CDT for its Local Jurisdiction Permitting Playbook Update in the fall of 2024, and LA Deal in December 2024.
- Hosted CCABC webinar with 40 attendees in November 2024, highlighting FFA awards in the region, upcoming state plans for upcoming infrastructure funding sources, Valley with webinar materials distributed widely through Valley Vision communication channels, and presentations from the CPUC, the city of Sacramento, SCAG on its permit model ordinance, and unWired, Zayo and AT&T.
- Participated in statewide partnership events with state agencies, other regional broadband consortia and the California Emerging Technology Fund to highlight local jurisdictions innovating on broadband deployment including through permit streamlining practices. These included CETF workshops for the local government digital equity learning community that documented a range of best practices especially on permit streamlining, in April and May, 2024, and for the State Digital Equity Summit held by CETF in March 2024. Several jurisdictions in the CCABC region participated and four jurisdictions (cities of Isleton, West Sacramento and Citrus Heights, and Yuba County) received funding from CETF to participate in the learning community.
- Participated in the Southern California Transformation Project and Digital Divide Taskforce informational webinars with SANDAG, SCAG and Caltrans on innovative practices including a permit streamlining model and tool kit.
- Conducted outreach to local chambers of commerce, business improvement districts, economic development leaders, county farm bureaus and jurisdictions to gather input and foster solutions for business needs related to broadband access. Updated FFA maps of unserved and underserved residential, business-related, rural and agricultural locations for each jurisdiction in the region, and business locations in the property and business improvement districts (PBIDs).
- Provided SACOG (Sacramento Area Council of Governments), for its Coordinated Rural Opportunities Program (CROP), mapping of FFA unserved and underserved locations in the region’s rural areas, layered on a GIS database with other infrastructure needs including transportation, for potential joint use-dig smart projects, and as critical infrastructure to keep agriculture viable.
- Assisted the city of West Sacramento and Comcast in its process for the proposed city-wide fiber build by Comcast, to identify existing fiber routes and other assets for deployment, and address permitting and trenching requirements.
- Worked with the city of West Sacramento and CDT to facilitate the permitting of the site identified by the State for the location of a fiber hut for the Middle-Mile deployment along the Highway 80 corridor, including assisting with the right of entry agreement.

- Conducted ongoing research across national and local channels; tracked and monitored many resources and industry newsletters which provided research findings, including NTIA, the Brookings Institution, Broadband Breakfast, USC, PPIC, the Finley Group, Next Century Cities, Institute for Local Self-Reliance, the National Skills Coalition, and state and federal agency reports and resources. Also coordinated with the congressional delegation, the FCC and NTIA on regional priorities and served as a resource for California legislative inquiries.

### 3. Central Sierra Economic Development District/Broadband Utility Zone (CSBUZ)

- Collect mapping updates based on liaising with all 5 counties. Apply for and receive Tier 4 Fabric License for further data collection.
- Visit all 5 counties to disseminate marketing materials, publish press release and PSA, conduct business interviews, build social media pages, connect constituents with resources.
- Recruit 25 member SME Panel, Schedule first iteration of panel, write letters of support for regional ISP needs, build sustainable relationships with ISPs, RCRC, and regional gov't authorities.
- Conduct business surveys to assess priority areas, identify priority areas, develop strategic plan for addressing priority areas.
- Complete regional survey of CAIs, strategize for engagement of CAIs in speed testing, identify provider offerings in region, identify emerging technology and applications.
- Worked with ISPs to develop regional gap analysis, identify future infrastructure projects, leverage CSBUZ's social capital to assist efforts.
- Catalog current and future infrastructure projects, provide support for open access model, catalog grant requests, notably FFA, administered under SB 156 and AB 164.
- Calendar meetings with ISPs, government officials, and RCRC to maintain regular communication pathways for future opportunities. Identified additional projects with possibility to leverage into CASF projects.
- Track current broadband plans, develop strategies to align with regional implementation goals and future infrastructure projects.
- Maintain a database of awarded grants and related areas to complete a regional picture of unserved/underserved areas. Assisted Unwired with gathering more information regarding future infrastructure applications.
- Began process to collect speed testing data for the region (Full implementation in Q1 of 2025). Data received from speed testing will significantly impact future grant funding requests and will inform future regional infrastructure projects.
- Supported Tuolumne County EIR and educated the region about its potential impact for future infrastructure projects. Engaged in Board of Supervisors meeting where data was presented on this material, engaged Helix EPI to promote work regionally.
- Attend meetings with ISPs, Gov't agencies, RCRC, PG&E, NTIA and private stakeholders in all 5 counties. Kept a calendar of meetings and opportunities to further engage with stakeholders.
- Began data collection process, and started database of public assets region wide. Utilize database to leverage future projects, and promote co-location and 'dig once' principles region wide.

- Digital inclusion initiatives are an important part of the next phase of our project. By working with core anchor institutions, we will utilize staff resources to teach community members how to utilize the internet for communication, collaboration, and social networking, fostering stronger community ties.

#### 4. Connected Capital Area Broadband Consortium (CCABC)

- Participated in CASF Consortia informational meetings, CASF Annual Public Workshop, Middle-Mile meetings, CA Broadband Council meetings, CDT Broadband Access Point Broadband Consortia meeting, and CDT/GO-Biz Permit Streamlining meetings. Provided public testimony at Broadband Council meetings on behalf of community priorities.
- Generated input and feedback on the development of the Broadband Access Point Investment study as part of CDT's implementation of SB 717.
- Conducted ongoing virtual and in-person meetings with local elected officials, county administrators, city managers, CIOs, planners, public works and utilities directors, economic development managers, CBOs and consultants across the region to identify their priorities to reach unserved and underserved areas. Information was provided on CPUC funding programs, especially the California Advanced Services Fund (CASF), the Federal Funding Account (FFA), and Tribal Technical Assistance; mapping resources; state planning initiatives; surveys; permit streamlining handbooks; and agency meetings, along with overall promotion of the resources on the California Dept. of Technology Broadband for All website; and tracking of the state's ACP enrollment tracking and call to action for communities. Utilized the CPUC's Priority Areas Public Map, the Federal Funding Account Public Map and the Middle-Mile Open-Access Map to update the broadband infrastructure inventory for each of the CCABC county and city jurisdictions.
- Coordinated with Sacramento, Sutter, Yolo and Yuba County broadband leads on efforts to connect with ISPs for high priority need areas in rural parts of the region, including Delta and Foothill communities and agricultural areas.
- Met with several ISPs for updates on their plans and priority projects and to seek alignment with CCABC identified project priority areas, including AT&T, Comcast, unwired, Astound, Cal.Net, T-Mobile, Zayo, and Frontier, and coordinated on implementation plans based on FFA awards. Facilitated meetings between ISPs and local jurisdictions, such as the cities of Galt, Isleton, West Sacramento, Woodland, and Winters, and Sacramento County, Yolo County and Yuba County to field opportunities for potential collaborative grant applications.
- Attended demonstration site visits to locations where new technologies are being deployed, including for high-speed wireless technologies such as in Elk Grove and Isleton with unWired and Tarana Technologies; worked with Sacramento and Yolo counties to identify locations of towers and antennas that could be deployed.
- Assisted the city of Isleton in a deployment project with unWired that launched a new tower with Tarana Technologies, and brought high-speed internet to this highly underserved community in the Delta.
- Prepared briefing memo for local jurisdictions of data sources to identify updated broadband conditions, as well as how to request/access to data for research. Disseminated information on a regular basis on state and federal broadband programs, best practices and models including local jurisdictions and elsewhere, funding and mapping resources, upcoming events, and so forth through the CCABC digital 'E-Connect' newsletter targeted to broadband and digital equity stakeholders, reaching over 1,700



subscribers, and the Valley Vision ‘Vantage Point’ newsletter which reaches more than 10,000 subscribers.

- CCABC/Valley Vision organized and conducted a regional telecommunications workforce advisory meeting in April 2024, working with the Los Rios Center of Excellence to identify skills gaps and training opportunities to ensure a skilled workforce for broadband deployment. Panel members included the CPUC, AT&T, Comcast, and infrastructure builders, with findings to inform the regional community colleges and workforce boards.
- Facilitated a session at the California Broadband Summit in June 2024 convened by Broadband Breakfast and CalMatters on the deployment of California’s Middle-Mile Network and coordination for last mile deployment, with the lead for the CDT Middle-Mile program and RCRC.
- Co-led CA Forward’s Broadband for All Work Group, a statewide network including regional broadband consortia, to share best practices and support implementation of SB 156; organized and facilitated a broadband equity and deployment session at CA Forward’s Economic Summit in October 2024. The session provided input for strategies to increase community input into PUC proceedings, with panelists from Oakland Undivided, Monterey Bay Economic Partnership, LA DEAL and the CPUC Office of the Public Advisor.
- Assisted CPUC and CDT with community engagement of jurisdictions and participated in the Middle-Mile Launch/Groundbreaking in Sacramento in August 2024 for the state’s Middle-Mile network.
- Served as panelist for CDT and LA Deal webinars on permit streamlining challenges, innovations and best practices, for CDT for its Local Jurisdiction Permitting Playbook Update in the fall of 2024, and LA Deal in December 2024.
- Hosted CCABC webinar with 40 attendees in November 2024, highlighting FFA awards in the region, upcoming state plans for upcoming infrastructure funding sources, Valley with webinar materials distributed widely through Valley Vision communication channels, and presentations from the CPUC, the city of Sacramento, SCAG on its permit model ordinance, and unWired, Zayo and AT&T.
- Participated in statewide partnership events with state agencies, other regional broadband consortia and the California Emerging Technology Fund to highlight local jurisdictions innovating on broadband deployment including through permit streamlining practices. These included CETF workshops for the local government digital equity learning community that documented a range of best practices especially on permit streamlining, in April and May, 2024, and for the State Digital Equity Summit held by CETF in March 2024. Several jurisdictions in the CCABC region participated and four jurisdictions (cities of Isleton, West Sacramento and Citrus Heights, and Yuba County) received funding from CETF to participate in the learning community.
- Participated in the Southern California Transformation Project and Digital Divide Taskforce informational webinars with SANDAG, SCAG and Caltrans on innovative practices including a permit streamlining model and tool kit.
- Conducted outreach to local chambers of commerce, business improvement districts, economic development leaders, county farm bureaus and jurisdictions to gather input and foster solutions for business needs related to broadband access. Updated FFA maps of unserved and underserved residential, business-related, rural and agricultural locations for each jurisdiction in the region, and business locations in the property and business improvement districts (PBIDs).

- Provided SACOG (Sacramento Area Council of Governments), for its Coordinated Rural Opportunities Program (CROP), mapping of FFA unserved and underserved locations in the region's rural areas, layered on a GIS database with other infrastructure needs including transportation, for potential joint use-dig smart projects, and as critical infrastructure to keep agriculture viable.
- Assisted the city of West Sacramento and Comcast in its process for the proposed city-wide fiber build by Comcast, to identify existing fiber routes and other assets for deployment, and address permitting and trenching requirements.
- Worked with the city of West Sacramento and CDT to facilitate the permitting of the site identified by the State for the location of a fiber hut for the Middle-Mile deployment along the Highway 80 corridor, including assisting with the right of entry agreement.
- Conducted ongoing research across national and local channels; tracked and monitored many resources and industry newsletters which provided research findings, including NTIA, the Brookings Institution, Broadband Breakfast, USC, PPIC, the Finley Group, Next Century Cities, Institute for Local Self-Reliance, the National Skills Coalition, and state and federal agency reports and resources. Also coordinated with the congressional delegation, the FCC and NTIA on regional priorities and served as a resource for California legislative inquiries.

## 5. Gold Country Broadband Consortium (GCBC)

### *Objective One:*

- Collaborated with County IT departments to promote and track survey data, speed test results, and provide reliability metrics, ensuring accurate updates to the CPUC service area map.
- Developed custom interactive web-based mapping tools to consolidate FFA and CASF grant application areas and committed broadband projects into a single, user-friendly resource.
- Analyzed Ookla Crowdsourced speed test data to create heat maps identifying unique service gaps, facilitating targeted outreach in high-priority areas. Further provided guidance to County GIS and IT teams to utilize Ookla Data for supporting data set analysis.
- Managed ongoing public feedback through phone and email interactions, supporting residents in challenging address level mapping inaccuracies on the CPUC Interactive Broadband Map and FFA Public Map.
- Led community outreach efforts through newspaper interviews and participation in Firewise Community Meetings, Leadership Council Meetings, Community College Meetings, Library Meetings, MAC Meetings, HOA meetings, and other community forums to educate stakeholders on broadband initiatives.
- Promoted and attended key state events and quarterly meetings, including Broadband for All, Middle-Mile Initiative (MMI), Middle-Mile Advisory Committee (MMAC), and California Department of Technology (CDT) meetings to keep stakeholders informed.

### *Objective Two:*

- Held regular meetings with ISPs and local jurisdictions to identify service issues, address mapping inaccuracies, and explore funding opportunities to facilitate private/public broadband investment in priority areas.
- Advocated for middle-mile infrastructure deployment to align with last-mile broadband project needs.
- Worked with County procurement teams to publish a Request for Qualifications (RFQ) for ISPs, vet qualified providers, and launch and evaluate proposals for last-mile public/private infrastructure grants.
- Further leveraged Ookla Speed Test data to identify unique smaller service gaps not reflected in State and Federal broadband maps.
- Identified fifteen priority broadband expansion areas across four counties.
- Maintained and updated ISP service offerings across all four counties (ongoing).
- Regularly updated and verified key anchor institutions in all four counties (ongoing, quarterly).
- Participated in Caltrans meetings to promote regional broadband deployment through joint builds and dig-once initiatives.

### *Objective Three:*

- Assisted ISPs in identifying funding opportunities, including CASF and non-CASF last-mile broadband grants, with a focus on cost-effective solutions in high-cost, rural wildfire threat areas.
- Conducted ongoing research on Micro Trenching Guidelines and Standards for rural regions to reduce infrastructure costs and expedite deployment.
- Provided technical assistance to post-application FFA Last Mile Grant applicants by compiling and responding to CPUC data requests, preparing them for "Recommended to Award" status.
- Tracked CASF and FFA grant project areas, identifying overlaps with committed broadband projects to mitigate risks for future funding applications.

### *Objective Four:*

- Analyzed Quarterly GeoTel data extracts to map public and private broadband assets, including cellular towers, fiber-lit buildings, government facilities, anchor institutions, and other key infrastructure.
- Published monthly broadband e-newsletter and distributed e-blasts to keep stakeholders informed about broadband developments, funding opportunities, and legislative updates.
- Actively participated in county and regional broadband working groups, advocating for broadband policies and expansion strategies.
- Attended quarterly state broadband meetings and provided debriefs to stakeholders and local jurisdictions, covering key updates from CPUC, Broadband for All Commission, MMAC, and CDT.
- Engaged with local government officials and community groups to assess broadband challenges, integrate state policies, and advance regional broadband strategies.
- Promoted streamlined permitting policies, including dig once, batch permitting, micro trenching, and cellular ordinance updates. Attended CDT Permitting Playbook meetings, SCAG Permitting Model Ordinance discussions, collaborated with jurisdictions implementing micro trenching technology.

- Maintained and updated stakeholder engagement lists for counties and municipalities on an ongoing basis.
- Attended HOA and community outreach meetings to educate households on broadband funding programs, project timelines, and promote neighborhood advocacy efforts.
- Delivered broadband updates at Board of Supervisors (BOS) meetings and workshops to support continued policy support.

## 6. Inland Empire Regional Broadband Consortium (IERBC)

- Participated in the SoCal Transformation Digital Divide Group which helps unify stakeholders, including Internet Service Providers (ISPs), the 7 counties in the Southern California region, including Riverside and San Bernardino Counties, cities, regional governments, Southern California Association of Governments (SCAG), and Regional Broadband Consortia around improved broadband deployment and access including digital equity, and CPUC CASF Broadband Infrastructure Grants and FFA Grants.
- Provided outreach and worked with (ISPs) regarding potential CPUC CASF Broadband Grants in Riverside and San Bernardino Counties.
- Worked with Riverside and San Bernardino Counties on their broadband planning efforts and coordination with ISPs.
- Provided information to cities and counties about SB378, which requires jurisdictions to allow the use of micro trenching for broadband fiber installation.
- Provided information to jurisdictions to include broadband and dig-once policies in General Plans.
- Participated in SCAG broadband permit planning and processes for cities and counties.
- Encouraged ISPs and stakeholders to participate in the California State Middle Mile Advisory Committee Meetings to help identify opportunities to leverage the California Middle Mile.
- Assisted in facilitating 16 SoCal Gas Company broadband consultations with ISPs for the CPUC Mobile Home Park Utility Conversion Program providing “dig once” opportunities where ISPs could leverage resources and coordinate their broadband deployment by scheduling it at the same time as SoCal Gas Company construction work.

## 7. Inyo-Mono Broadband Consortium (IMBC)

- Objective 1: mapped and documented agency priorities; refined priorities based on public input and data analysis; communicated broadband-related information to the public via press releases, presentations at Board and Council meetings, and regularly published newsletters; implemented and maintained project a management system to track time spent on each Objective and Activity to aid in reporting.
- Objective 2: regularly coordinated with and shared information with regional Internet service providers; coordinated Digital 395 middle-mile network activities and last-mile opportunities; redesigned the Broadband Access Tool from the previous IMBC iteration to be more functional with a less rigid set of steps, and to simplify maintenance of the tool over time; tracked broadband-related legislative information, shared that information with the local agencies, collaborated with counterparts and regional experts.

- Objective 3: created and maintained a comprehensive list of project locations with relevant data; coordinated the development and submission of 5 FFA grant applications (2 in Mono County, 3 in Inyo County), collated information to aid in the development of future grant applications.
- Objective 4: regularly meet with and share information with the local agencies, including Inyo County, Mono County, Town of Mammoth Lakes, City of Bishop, Eastern Sierra Council of Governments, and the NuComm Tribal Alliance; created and maintained an online GIS map with public broadband-related assets; coordinated the contractor development of a broadband planning and feasibility study for Inyo County, currently drafting a broadband strategic plan for Mono County with engagement from the Town of Mammoth Lakes
- Objective 5: encouraged local, state and federal speed tests; accessed and analyzed public speed test data from 2020 to current for our region; currently developing a speed test that can be run locally, using established external speed test servers, and can capture the speed test results with user-supplied data.

## 8. Los Angeles Digital Equity Action League Consortium (LA DEAL)

- LA DEAL convened 9 meetings with CDT and CPUC to discuss the development and modification to the MMBI in LA County, and to explore opportunities to connect the agencies with local partners for public-public partnerships (e.g., promoting the state's market sounding process).
- LA DEAL hosted 7 Stewardship meetings in 2024 to discuss priority areas for LA County, working to identify opportunities to leverage state resources to streamline connectivity standards locally and maximize infrastructure funds, such as the Federal Funding Account and CASF Infrastructure Deployment grant programs, for developing regional projects. Additionally, the discussions stressed incorporating community input to shape strategies, piloting localized solutions, boosting diverse outreach and engagement, and ensuring participation by directly impacted groups.
- LA DEAL published 9 LA DEAL newsletters in 2024, that were distributed to over 1,400 stakeholder users, providing timely updates, event announcements, and funding opportunities relevant to local broadband efforts.
- LA DEAL coordinated or participated in at least 7 infrastructure meetings with over 30 municipal and community stakeholders during this reporting period.
- Hosted a Loan Loss Reserve Fund Briefing on March 7th with the California Public Utilities Commission LLRF team to provide an overview of the program and encourage local municipalities to apply to help fund their local infrastructure projects. The focus was on increasing awareness of the LLRF program to assist local governments with funding infrastructure buildout, and providing guidance on technical assistance with the application process. On May 29, 2024, we hosted an infrastructure task force meeting with our LA County ISP Convening to identify infrastructure gaps and permitting opportunities for the region. We also gathered for an infrastructure taskforce with the SGVCOG, the infrastructure committee, Public Works on 7/15/2024.
- LA DEAL identified the following 7 priority unserved and underserved areas based on ACS data and meetings with partners in alignment with and guidance from County partners and stewardship committee members: South LA, East LA/Boyle Heights, Pacoima/San Fernando Valley, Antelope Valley, Gateway Cities region, 110 Corridor, Alameda Corridor.

- The City of LA broke ground on a project in Boyle Heights. LA DEAL also coordinated with Magellan Advisors, Gateway Cities Council of Government, and San Gabriel Valley Council of Government for regular check-ins following the state's release of updated MMBI maps that show significantly reduced route miles through their region and other parts of LA County. The meetings allowed our stakeholders to compare the initial and revised infrastructure routes and facilitate evaluating the shifting efficacy of state middle mile deployment plans to bridge digital divides for marginalized Gateway Cities residents.
- Held meetings with Lynwood Broadband Project, and the City of West Hollywood to discuss broadband projects in their areas.
- On April 22, 2024 met with the Mayor of South Gate, City Councilmember Hicks and staff for the City of Carson, and staff for the San Gabriel Valley COG to understand broadband priorities in their region and to identify opportunities to support those priorities. The City of Carson was waiting on notification from the FFA application they submitted, the City of South Gate is interested in providing Wi-Fi public parks and the surrounding neighborhoods, and the San Gabriel Valley COG was finalizing its LATA project with its consultant, Magellan Advisors/Entrust Solutions.
- LA DEAL identified at least 5 areas that could benefit from leveraged public assets: Cities of Los Angeles (Bureau of Street Lighting), Long Beach, West Hollywood, Pasadena and Bell Gardens provided us with their digital equity plans and RFPs.
- LA DEAL additionally coordinated with Entrust Solutions and the San Gabriel Valley Council of Government on the San Gabriel Valley Broadband - Regional Opportunities and Resources forum on March 13 to discuss collaboration opportunities and resources for broadband development in the San Gabriel Valley. The LA DEAL team helped to invite local non-profit organizations working on broadband development and planning to learn more about broadband services in the San Gabriel Valley and discuss the Council of Government's broadband goals.

## 9. North Bay North Coast Broadband Consortium (NBNCBC)

- Partnered with Comcast to submit an FFA grant application (Napa).
- Partnered with Golden State Connect Authority to submit an FFA grant application (Sonoma County)
- Partnered with Golden State Connect Authority to submit an FFA grant application (Mendocino County).
- Marin County applied for and received FFA funding to own and operate a municipal, open access broadband network.
- Partnered with Comcast on an FFA grant application (Marin County).
- All four member counties applied for and received LATA grants for high-level and low-level design in 2022. Through LATA design work, each County identified multiple potential infrastructure deployment projects.
- Conducted outreach to and meetings with ISP's to discuss priority areas and partnerships (at least 2 ISP's met with in 2024 to discuss at least 3 potential projects)
- Executed a partnership MOU with Valley Internet to apply for CASF Broadband Infrastructure Account funding for deployment in rural Napa County.
- Conducted an inventory of publicly owned radio towers in the Member Counties as part of the ongoing Fixed Wireless Infrastructure Analysis.



## 10. Northeastern California Connect Consortium and Upstate California Connect Consortium (NCCC and UCCC)

- Updated deployment status per county.
- Distributed information to ISPs regarding the CASF Loan Loss Reserve Ruling and Guidelines.
- Coordination with regional tribes for broadband expansion.
- Distributed information about CalSPEED in quarterly newsletters.
- Promoted 6th annual Broadband Summit on social media and newsletters. The event took place on August 1, 2024.
- 6th Annual Broadband Summit (8/1/24): The Broadband summit will now be free to attend to all participants. Program includes updates from Sunne Wright McPeak, President and CEO of the California Emerging Technology Fund; Scott Adams, Director of the California Department of Technology; Mark Monroe, Deputy Director of the Broadband Middle Mile Initiative; Barbara Hayes, Chief Economic Development Officer of the Rural Counties Representatives of California; Maria Ellis, Deputy Director for Broadband at the California Public Utilities Commission; and Marina MacLatchie, Federal Program Officer for the Broadband Equity, Access, and Deployment Program (BEAD) at the U.S. Department of Commerce, NTIA.
- Promoted news items on the Northeastern California Connect Broadband Consortia website ([necalbroadband.org](http://necalbroadband.org)) and Collective newsletter.
- Attended and facilitated meetings with officials from Shasta, Tehama, Modoc, Plumas, Siskiyou, and Butte Counties and from Mechoopda, Nor Rel Muk, and Fort Bidwell Indian Tribes regarding broadband needs and solutions.
- Broadband Quarterly Update: The Collective aims to enhance communication with the North State community by initiating quarterly broadband updates distributed via email. Through these updates, they aspire to inform, educate, and empower stakeholders, ultimately promoting collaboration and progress in expanding broadband access and utilization.
- Plumas County Broadband Meeting Update: Met with Plumas County officials to discuss the county's broadband needs (5/15/24).
- County Broadband Meeting Update: Collaborations are underway for these meetings, with the goal of being scheduled in 2025. Inquired County Supervisors for schedule availability; initial meetings will target Modoc, Lassen, and Plumas counties.
- Convening counties to discuss broadband and share about resources (9/13/24).
  - Special Briefing on broadband resources held on Friday, September 13, 2024 from 9-10 am.
  - The California Emerging Technology Fund (CETF), hosted in partnership with the California Public Utilities Commission (CPUC) and the California State Association of Counties (CSAC), focused on supporting counties in closing the Digital Divide. The event provided crucial information on available broadband resources, funding and partnerships. All service county regions were represented.
  - Featured speakers included Past CSAC President and Siskiyou County Supervisor Ed Valenzuela, California Counties Foundation COO Paul Danczyk, and CETF President and CEO Sunne Wright McPeak.

- Met/Held conference calls with supervisors and staff of local jurisdictions to discuss broadband efforts including CASF infrastructure grant projects, implementing policies to support broadband deployment, and broadband service/speed validation, among other broadband related topics.
- Butte Quarterly Countywide Broadband Coordination Meeting 5/8/24, 8/14/24
- Worked with County leadership and ISPs to identify new areas for possible deployment.
- Continued CalSPEED outreach.
- Provided supporting economic and demographic data for funding applications.
- Led 2 quarterly ISP Round Table meetings to coordinate deployment projects, held on: 6/20/24 and 9/26/24
- Broadband Quarterly Update: The Collective aims to enhance communication with the North State community by initiating quarterly broadband updates distributed via email. Through these updates, they aspire to inform, educate, and empower stakeholders, ultimately promoting collaboration and progress in expanding broadband access and utilization.
- Plumas County Broadband Meeting Update: The Collective team met with Plumas County officials to discuss the county's broadband needs (5/15/24).
- County Broadband Meeting planning: Collaborations are underway for these meetings, with the goal of being scheduled in 2025. Inquired County Supervisors for schedule availability; initial meetings will target Modoc, Lassen, and Plumas counties.
- Updated county maps indicating CASF Eligible Locations and downstream availability for Consortia Counties.
- Revisited priority areas with city, county leadership since current and future deployment efforts.
- Led 2 quarterly ISP Round Table meetings to coordinate deployment projects, held on: 6/20/24 and 9/26/24.
- Continuous assessment based on current and future deployments. Introduced ISPs to new areas where they have not worked in previously.
- Assisted Golden State Net on their 37 FFA and 37 Loan Loss Reserve application request for information, including service location, low-income data, address data.
- Communication to North State leadership and ISPs regarding broadband funding: EDA, NTIA, USDA, and the CA Governor's budget.
- Monitoring CASF funds, budget-related items and resubmittal process information and provided information to ISPs and regional partners.
- Monthly Check-In Meetings with representatives from the National Telecommunications Industry Association (NTIA) to discuss additional funding in the region and related topics.
- Broadband Quarterly Update: The Collective aims to enhance communication with the North State community by initiating quarterly broadband updates distributed via email. Through these updates, they aspire to inform, educate, and empower stakeholders, ultimately promoting collaboration and progress in expanding broadband access and utilization.
- Monitoring CASF funds, budget-related items and resubmittal process information and provided information to ISPs and regional partners.

- Continued outreach about CASF application rules and process, maps of eligible areas, along with other relevant data/information that assisted ISPs to carry out business assessments for potential project applications.
- Broadband Quarterly Update: The Collective aims to enhance communication with the North State community by initiating quarterly broadband updates distributed via email. Through these updates, they aspire to inform, educate, and empower stakeholders, ultimately promoting collaboration and progress in expanding broadband access and utilization.
- Distributed Broadband News through the Consortia Website.
- 6th Annual Broadband Summit (8/1/24): The Broadband summit will now be free to attend to all participants. Program includes updates from Sunne Wright McPeak, President and CEO of the California Emerging Technology Fund; Scott Adams, Director of the California Department of Technology; Mark Monroe, Deputy Director of the Broadband Middle Mile Initiative; Barbara Hayes, Chief Economic Development Officer of the Rural Counties Representatives of California; Maria Ellis, Deputy Director for Broadband at the California Public Utilities Commission; and Marina MacLatchie, Federal Program Officer for the Broadband Equity, Access, and Deployment Program (BEAD) at the U.S. Department of Commerce, NTIA.
- Served as data and information resource to Senator Padilla office and local / state elected during legislative sessions.
- Assisted Golden State Net on their 37 FFA and 37 Loan Loss Reserve application request for information, including service location, low-income data, address data.
- Created updated county maps indicating CASF Eligible Locations and downstream availability for the Consortia Counties.
- Served as active Board Member RCRC Broadband Steering Committee and CA FWD Ensuring Broadband for All including hosting working sessions at California Economic Summit.
- Served as an active participant with California Middle Mile Network Advisory Committee meetings, GoldenStateNet, Digital Equity Coalition.
- Continued working with work with important broadband stakeholders such as California Public Utilities Commission (CPUC), California Emerging Technology Fund (CETF), California Telehealth Network (CTN), Caltrans, Rural County Representatives of California (RCRC), California Broadband Council (CBC), CA Forward, Corporation for Education Network Initiatives in California (CENIC), and economic development organizations and chambers of commerce across our consortium region.
- Active data and information resource to local and state elected officials especially during legislative sessions.
- Monthly Check-In Meetings with representatives from the National Telecommunications Industry Association (NTIA) to discuss broadband programs in the region and related topics.
- Meeting with Zayo for Middle Mile (10/31/24).
- Served as active Board Member RCRC Broadband Steering Committee and CA FWD Ensuring Broadband for All including hosting working sessions at California Economic Summit.
- Served as an active participant with California Middle Mile Network Advisory Committee meetings, GoldenStateNet, Digital Equity Coalition.

- Served as data and information resource to Senator Padilla office and local / state elected during legislative sessions.
- 6th Annual Broadband Summit 8/1/24: The Broadband summit will now be free to attend to all participants. Program includes updates from Sunne Wright McPeak, President and CEO of the California Emerging Technology Fund; Scott Adams, Director of the California Department of Technology; Mark Monroe, Deputy Director of the Broadband Middle Mile Initiative; Barbara Hayes, Chief Economic Development Officer of the Rural Counties Representatives of California; Maria Ellis, Deputy Director for Broadband at the California Public Utilities Commission; and Marina MacLatchie, Federal Program Officer for the Broadband Equity, Access, and Deployment Program (BEAD) at the U.S. Department of Commerce, NTIA.
- Meeting with Zayo for Middle Mile (10/31/24).
- Assisted with request for additional information on FFA and Loan Loss Reserve applications in the Northeast region.
- Discussed streamlining during meetings with local officials and Tribes.
- Identified barriers and solutions around streamlining during the quarterly ISP Round Tables.
- Recruited jurisdictions to participate in the May 17th Best Practices Checklist Webinar and discuss the importance of streamlining.
- Presented at the Local Government Best Practices Check List for Digital Equity (5/17/24). Included presentation on permitting and the role of regulation.
- Butte Quarterly Countywide Broadband Coordination Meeting 5/8/24, 8/14/24. Discussion included permitting activities.
- Broadband Quarterly Update: The Collective aims to enhance communication with the North State community by initiating quarterly broadband updates distributed via email. Through these updates, they aspire to inform, educate, and empower stakeholders, ultimately promoting collaboration and progress in expanding broadband access and utilization.
- Kept consortium website up to date: [www.ncalbbroadband.org](http://www.ncalbbroadband.org), and posted broadband related news and relevant announcements.
- Facilitated volunteer sign ups.
- Marketed through public official monthly outreach; quarterly newsletter and website.

## 11. Southern Border Broadband Consortium (SBBC)

- In 2024, the SBBC actively participated in planning meetings and community forums to advocate for broadband infrastructure improvements across the region. They collaborated with internet service providers (ISPs) such as AT&T, T-Mobile, and Frontier to address the challenges of servicing rural areas, particularly in the northern parts of the county where ISPs are less prevalent. Discussions focused on developing solutions to connect underserved communities and highlighted the benefits of long-term investment in key areas like Niland, Calipatria, and Bombay Beach, which are poised for growth due to projects in lithium extraction, geothermal energy, and data centers. Projections of household and business growth were also shared.

- SBBC regularly attended meetings with the San Diego Association of Governments (SANDAG) on the Regional Digital Infrastructure Taskforce (ReDIT), SoCal Transformational, and CETF's Digital Equity initiatives. These sessions facilitated partnerships to align broadband updates and project sharing. Additionally, best practices for permitting and construction were discussed to achieve shared goals.
- Using survey data, SBBC created reports on priority areas for broadband deployment, which were used in discussions with ISPs and regional partners. The organization also engaged in frequent meetings with county offices of education, the Imperial Valley Telecommunications Authority, and local governments to improve community awareness of BEAD planning. These efforts targeted residential areas, low-income neighborhoods, underfunded school districts, and areas lacking healthcare facilities, including Salton City, Niland, Calipatria, Ocotillo, Borrego Springs, Julian, and Seeley.
- In collaboration with AT&T, Human IT, the Imperial Regional Alliance, and the Imperial Valley Economic Development Corporation, SBBC hosted a successful event where 200 laptops were distributed to those in need, ranging from students to elderly residents. Free digital literacy programs and technical assistance were provided alongside the laptops, further strengthening SBBC's relationship with AT&T for future community projects.
- SBBC also hosted sessions for the Affordable Connectivity Program (ACP) in both the Imperial Valley and San Diego regions. Through regular meetings, effective marketing practices, including flyer distribution and newsletters, were shared to increase enrollment. SBBC's efforts resulted in exceeding the enrollment target in the Imperial Valley, leading the region to be one of the highest achievers in ACP signups statewide by the program's conclusion in February.

## 12. Tahoe Basin Project

- The Tahoe Prosperity Center (TPC) has effectively coordinated regional collaboration through consistent mapping protocols with the CPUC while successfully working with South Lake Tahoe on Policy J-4 and maintaining productive relationships with Placer and El Dorado Counties.
- TPC has developed useful GIS-based mapping systems and asset inventories that help identify potential CASF infrastructure projects, while thoughtfully incorporating "dig once" opportunities to address the region's unique terrain.
- The organization has provided reliable support for infrastructure applications by offering technical assistance, helping identify match funding opportunities, and developing practical strategies for the Tahoe Basin region.
- TPC has maintained a systematic approach to public asset inventory and community engagement, including regular documentation of rights-of-way, towers, and utility poles, while fostering productive relationships with local government officials.
- Through consistent communication with the Commission and stakeholders regarding broadband needs and opportunities, TPC has helped ensure reliable data collection and reporting for the region.
- The Tahoe Prosperity Center actively coordinates multiple funding sources, including our federal USDA Broadband Technical Assistance grant and support from our five county partners, to complement CASF activities. This approach helps maximize resources and strengthen broadband deployment efforts across the region.

## Attachment C: Consortia Account Projects as of December 31<sup>st</sup>, 2024

Grants Approved in 2011, 2016, 2019, 2020, 2021, and 2022 Cycles

	Consortium	1st Approved Grant Amount	Resolution, Approval: (Completion Date)	2nd Approved Grant Amount	Resolution, Approval: (Completion Date)	3rd Approved Grant Amount	Resolution, Approval: (Completion Date)	4th Approved Grant Amount	Resolution, Approval: (Completion Date)
1	California's One Million New Internet User Coalition	\$450,000	T-17355, 2/16/2012; (Feb 2014)	-	-	-	-		
2	Broadband Consortium of the Pacific Coast	\$300,000	T-17445, 6/12/2014; (June 2016)	\$251,500	T-17550, 1/19/2017; (May 2019)	\$450,000	T-17669, 10/24/2019; (Oct 2022)	\$600,000	T-17778, 1/12/2023; (Open)
3	Central Coast Broadband Consortium	\$450,000	T-17349, 12/2/2011; (Dec 2013)	\$274,500	T-17529, 8/18/2016; (Sep 2021)	\$450,000	T-17669, 10/24/2019; (Oct 2022)	\$1,000,000	T-17778, 1/12/2023; (Open)
4	Central Sierra Economic Development District/Broadband Utility	\$595,650	T-17778, 1/12/2023; (Open)						
5	Central Sierra Connect Broadband Consortium	\$450,000	T-17355, 2/16/2012; (Feb 2014)	\$249,000	T-17544, 12/1/2016; (Dec 2020)		-		
6	Connected Capital Area Broadband Consortium	\$448,301	T-17355, 2/16/2012; (Feb 2014)	\$298,750	T-17538, 11/10/2016; (Dec 2018)	\$438,560	T-17669, 10/24/2019; (Jan 2023)	\$800,000	T-17778, 1/12/2023; (Open)
7	East Bay Broadband Consortium	\$450,000	T-17349, 12/2/2011; (Dec 2013)	\$292,680	T-17529, 8/18/2016; (Sep 2019)	-	-		



	<b>Consortium</b>	<b>1st Approved Grant Amount</b>	<b>Resolution, Approval: (Completion Date)</b>	<b>2nd Approved Grant Amount</b>	<b>Resolution, Approval: (Completion Date)</b>	<b>3rd Approved Grant Amount</b>	<b>Resolution, Approval: (Completion Date)</b>	<b>4th Approved Grant Amount</b>	<b>Resolution, Approval: (Completion Date)</b>
8	Eastern Sierra Connect Consortium	\$450,000	T-17355, 2/16/2012; (Feb 2014)	\$126,700	T-17550, 1/19/2017; (Feb 2019)	-	-		
9	Gold Country Broadband Consortium	\$450,000	T-17355, 2/16/2012; (Feb 2014)	\$300,000	T-17538, 11/10/2016; (May 2019)	\$423,010	T-17669, 10/24/2019; (Oct 2022)	\$565,582	T-17778, 1/12/2023; (Open)
10	Inland Empire Broadband Consortium	\$450,000	T-17355, 2/16/2012; (Feb 2014)	\$300,000	T-17538, 11/10/2016; (Dec 2018)	\$450,000	T-17669, 10/24/2019; (Oct 2022)	\$600,000	T-17778, 1/12/2023; (Open)
11	Inyo-Mono Broadband Consortium	\$105,216	T-17537, 10/27/2016 (Jun 2019)	\$600,000	T-17778, 1/12/2023; (Open)	-	-		
12	Los Angeles County Regional	\$2,310,000	T-17349, 12/2/2011; (Dec 2013)	\$600,000	T-17544, 12/1/2016 (Jun 2018)	-	-		
13	Los Angeles Digital Equity Action League Consortium	\$300,000	T-17738, 8/19/2021; (Aug 2023)	\$600,000	T-17778, 1/12/2023; (Open)				
14	North Bay/North Coast Broadband Consortium	\$250,000	T-17445, 6/12/2014; (June 2016)	\$260,000	T-17544, 12/1/2016; (Jan 2019)	\$450,000	T-17669, 10/24/2019; (Dec 2022)	\$600,000	T-17778, 1/12/2023; (Open)
15	Northeast California Connects Consortium	\$449,991	T-17349, 12/2/2011; (Dec 2013)	\$296,518	T-17550, 1/19/2017; (Jun 2020)	\$355,387	T-17669, 10/24/2019; (Oct 2022)	\$999,971	T-17778, 1/12/2023; (Open)
16	Redwood Coast Connect Consortium	\$450,000	T-17349, 12/2/2011; (Dec 2013)	\$208,000	T-17537, 10/27/2016; (Nov 2019)	\$416,025	T-17669, 10/24/2019; (Oct 2022)	\$572,000	T-17778, 1/12/2023; (Open)

	<b>Consortium</b>	<b>1st Approved Grant Amount</b>	<b>Resolution, Approval: (Completion Date)</b>	<b>2nd Approved Grant Amount</b>	<b>Resolution, Approval: (Completion Date)</b>	<b>3rd Approved Grant Amount</b>	<b>Resolution, Approval: (Completion Date)</b>	<b>4th Approved Grant Amount</b>	<b>Resolution, Approval: (Completion Date)</b>
17	San Diego Imperial Regional Broadband Consortium	\$450,000	T-17355, 2/16/2012; (Feb 2014)						
18	San Joaquin Valley Regional Broadband Consortium	\$450,000	T-17708, 10/24/2019; (Oct 2022)	\$600,000	T-17778, 1/12/2023; (Open)				
19	Southern Border Broadband Consortium	\$450,000	T-17708, 10/24/2019; (Oct 2022)	\$600,000	T-17778, 1/12/2023; (Open)				
20	Tahoe Basin Project	\$237,555	T-17726, 4/15/2021; (Apr 2021)	\$600,000	T-17778, 1/12/2023; (Open)				
21	Upstate California Connect Consortium	\$318,530	T-17669, 10/24/2019; (Oct 2022)	\$999,970	T-17778, 1/12/2023; (Open)				

## Status of 2024 Cycle Grants as of December 2024

	Consortium	Counties	Start Date	End Date	Approved Budget	Remaining Budget
1	Broadband Consortium of the Pacific Coast	San Luis Obispo, Santa Barbara, and Ventura counties	12/1/2023	6/1/2026	\$600,000	\$526,462
2	Central Coast Broadband Consortium	Monterey, Santa Cruz, and San Benito counties	1/12/2023	2/1/2028	\$1,000,000	\$1,000,000
3	Connected Capital Area Broadband Consortium	Sacramento, Sutter, Yolo, and Yuba counties	1/2/2023	2/1/2027	\$800,000	\$800,000
4	Central Sierra Economic Development District/Broadband Utility Zone	Tuolumne, Calaveras, Amador, Mariposa, and Alpine counties	1/12/2023	11/30/2026	\$595,650	\$595,650
5	Gold Country Broadband Consortium	Sierra, Nevada, Placer, and El Dorado counties	2/1/2023	2/1/2026	\$565,582	\$565,582
6	Inland Empire Regional Broadband Consortium	San Bernardino and Riverside counties	2/1/2023	11/1/2025	\$600,000	\$600,000
7	Inyo-Mono Broadband Consortium	Inyo and Mono counties	1/2/2023	2/1/2026	\$600,000	\$600,000
8	Los Angeles Digital Equity Action League Consortium	Los Angeles County	2/1/2023	4/1/2026	\$600,000	\$600,000
9	North Bay/North Coast Broadband Consortium	Mendocino, Marin, Napa, and Sonoma counties	2/1/2023	12/31/2026	\$600,000	\$600,000
10	Northeastern California Connect Consortium	Butte, Lassen, Modoc, Plumas, Shasta, Siskiyou, and Tehama counties	1/5/2023	10/31/2028	\$999,971	\$999,971
11	Redwood Coast Connect Broadband Consortium	Humboldt, Del Norte, and Trinity counties	2/1/2023	11/1/2025	\$572,000	\$572,000
12	San Joaquin Valley Regional Broadband Consortium	San Joaquin, Stanislaus, Merced, Madera, Fresno, Kings, Tulare, and Kern counties	2/1/2023	12/31/2026	\$600,000	\$600,000
13	Southern Border Broadband Consortium	San Diego and Imperial counties	1/2/2023	10/31/2026	\$600,000	\$600,000
14	Tahoe Basin Project	Tahoe Basin area in Placer and El Dorado counties.	2/1/2023	4/1/2026	\$600,000	\$600,000
15	Upstate California Connect Consortium	Glenn, Colusa, and Lake counties	1/5/2023	10/31/2028	\$999,970	\$999,970
<b>Total:</b>					<b>\$10,333,173</b>	<b>\$10,259,635</b>

## Attachment D: Adoption Account Projects as of December 31st, 2024

	Recipient	Project	Location	Grant Amount	Payments in 2024	Total Paid	Award Date	Completion Date or Expected
1	American GI Forum Education Foundation of Santa Maria, CA	Call Center San Luis Obispo County	Santa Barbara	\$150,000			11/16/2023	5/20/2026
2	American GI Forum Education Foundation of Santa Maria, CA	Call Center Santa Barbara County	Santa Barbara	\$150,000			11/16/2023	5/20/2026
3	American GI Forum Education Foundation of Santa Maria, CA	Call Center Ventura County	Santa Barbara	\$150,000			11/16/2023	5/20/2026
4	American GI Forum Education Foundation of Santa Maria, CA	CEP Digital Literacy, San Luis Obispo County	Santa Barbara	\$64,852			11/16/2023	5/20/2026
5	American GI Forum Education Foundation of Santa Maria, CA	CEP Digital Literacy, Ventura County	Santa Barbara	\$137,308			11/16/2023	5/20/2026
6	American GI Forum Education Foundation of Santa Maria, CA	Connect, Communicate, Color Your World! - CEP Schools, Santa Barbara County	Santa Barbara	\$139,400			11/16/2023	5/20/2026
7	Anza Electric Cooperation, Inc.	Anza Electric Cooperative, Inc. Public Broadband Education Program	Riverside	\$26,735	\$17,577	\$17,577	4/3/2023	10/25/2025
8	Area 1 Agency on Aging	Digital Connections	Del Norte	\$55,400			5/7/2024	4/1/2027
9	Ashby Village	Digital Literacy Project for Older Adults in Alameda & Contra Costa Counties	Statewide	\$133,560			5/7/2024	12/4/2026
10	Binational of Central California	Digital Inclusion for Fresno and Madera Farmworking Communities	Fresno	\$149,776			5/7/2024	12/6/2026
11	Black Men Speak & Men of Color	Digital Health Program	Alameda	\$59,960		\$41,782	9/23/2022	7/1/2023
12	Black Men Speak & Men of Color	Digital Health Program	Alameda	\$77,900			11/16/2023	6/3/2026

	Recipient	Project	Location	Grant Amount	Payments in 2024	Total Paid	Award Date	Completion Date or Expected
13	Boys & Girls Club of San Marcos	Computer Lab Reinvestment	San Diego	\$38,718	\$16,556	\$38,718	6/3/2021	11/30/2023
14	Build Hope Inc	Bridging The Digital Divide For Los Angeles Affordable Housing Residents - Gonzague Village	Los Angeles	\$43,742			4/3/2023	4/5/2026
15	Build Hope Inc	Bridging The Digital Divide For Los Angeles Affordable Housing Residents - Imperial Courts	Los Angeles	\$88,922			4/3/2023	4/5/2026
16	Build Hope Inc	Bridging The Digital Divide For Los Angeles Affordable Housing Residents - Jordon Downs	Los Angeles	\$93,672			4/3/2023	4/5/2026
17	Build Hope Inc	Bridging The Digital Divide For Los Angeles Affordable Housing Residents Nickerson	Los Angeles	\$103,192			4/3/2023	4/5/2026
18	Building A Generation	Digital Empowerment Program (DEP)	San Bernardino	\$150,000	\$83,678	\$83,678	11/16/2023	5/21/2026
19	Burbank Housing Management Corporation	Senior Connection Initiative - Bell Manor Sr. Apartments.	Sonoma	\$14,867	\$8,306	\$14,867	6/3/2021	12/3/2023
20	Burbank Housing Management Corporation	Senior Connection Initiative - Cabernet Sr. Apartments	Sonoma	\$3,664	\$1,381	\$1,834	6/3/2021	12/3/2023
21	Burbank Housing Management Corporation	Senior Connection Initiative - Charles Street Village	Sonoma	\$9,155	\$1,534	\$7,333	6/3/2021	12/3/2023
22	Burbank Housing Management Corporation	Senior Connection Initiative - Fitch Mt. Sr. Apartments.	Sonoma	\$12,266	\$5,568	\$12,265	6/3/2021	12/3/2023
23	Burbank Housing Management Corporation	Senior Connection Initiative - Oak Ridge Sr. Apartments	Sonoma	\$6,415	\$1,613	\$5,375	6/3/2021	12/3/2023
24	Burbank Housing Management Corporation	Senior Connection Initiative - Park Land Sr. Apartments	Sonoma	\$5,041	\$1,377	\$4,128	6/3/2021	12/3/2023
25	Burbank Housing Management Corporation	Senior Connection Initiative - Sonoma Creek Sr. Apartments	Sonoma	\$6,415	\$2,632	\$4,818	6/3/2021	12/3/2023

	Recipient	Project	Location	Grant Amount	Payments in 2024	Total Paid	Award Date	Completion Date or Expected
26	Burbank Housing Management Corporation	Senior Connection Initiative - Village Green Sr. Apartments	Sonoma	\$6,904		\$4,030	6/3/2021	12/1/2023
27	Burbank Housing Management Corporation	Senior Connection Initiative - Vinecrest Sr. Apartments.	Sonoma	\$10,965		\$10,965	6/3/2021	6/16/2023
28	California Department of Education	Mitigation efforts against COVID-19	Statewide	\$5,000,000		\$5,000,000	5/7/2020	12/31/2020
29	California Emerging Technology Fund	Get Connected! Call Center	Statewide	\$4,311,200			12/14/2023	6/15/2026
30	California Emerging Technology Fund	Get Connected! DigitalLearn - Pacific Coast	San Luis Obispo, Santa Barbara, Ventura	\$135,264			12/14/2023	6/15/2026
31	California Emerging Technology Fund	Get Connected! DigitalLearn - Riverside County	Riverside	\$135,264			12/14/2023	6/15/2026
32	California Emerging Technology Fund	Get Connected! DigitalLearn - South Bay and Gateway Cities of Los Angeles County	Los Angeles	\$135,264			12/14/2023	6/15/2026
33	California State University, Fresno Foundation	Fresno State Call Center: Central California Region	Central California	\$487,500		\$487,159	9/12/2019	3/31/2022
34	California State University, Fresno Foundation	Fresno State Connect	Fresno	\$1,230,000			4/27/2023	11/8/2025
35	California State University, Fresno Foundation	Fresno State Parent University - Del Norte County	Del Norte	\$143,100			9/23/2022	12/31/2025
36	California State University, Fresno Foundation	Fresno State Parent University - FRESNO COUNTY	Fresno	\$71,516		\$69,973	12/31/2018	6/30/2022
37	California State University, Fresno Foundation	Fresno State Parent University - FRESNO COUNTY	Fresno	\$54,480			6/5/2020	12/5/2023
38	California State University, Fresno Foundation	Fresno State Parent University - Glenn County	Glenn	\$143,100			9/23/2022	12/31/2025

	Recipient	Project	Location	Grant Amount	Payments in 2024	Total Paid	Award Date	Completion Date or Expected
39	California State University, Fresno Foundation	Fresno State Parent University - Humboldt County	Humboldt	\$143,100			9/23/2022	12/31/2025
40	California State University, Fresno Foundation	Fresno State Parent University - Imperial County	Imperial	\$143,100			9/23/2022	12/31/2025
41	California State University, Fresno Foundation	Fresno State Parent University - KERN COUNTY	Kern	\$71,516	\$45,642	\$69,431	12/31/2018	6/30/2022
42	California State University, Fresno Foundation	Fresno State Parent University - KERN COUNTY	Kern	\$54,480			6/5/2020	12/5/2023
43	California State University, Fresno Foundation	Fresno State Parent University - KINGS COUNTY	Kings	\$71,516	\$45,009	\$65,997	12/31/2018	6/30/2022
44	California State University, Fresno Foundation	Fresno State Parent University - KINGS COUNTY	Kings	\$54,480			6/5/2020	12/5/2023
45	California State University, Fresno Foundation	Fresno State Parent University - Lake County	Lake	\$143,100			9/23/2022	12/31/2025
46	California State University, Fresno Foundation	Fresno State Parent University - MADERA COUNTY	Madera	\$71,516		\$41,463	12/31/2018	6/30/2023
47	California State University, Fresno Foundation	Fresno State Parent University - MADERA COUNTY	Madera	\$54,480			6/5/2020	12/5/2023
48	California State University, Fresno Foundation	Fresno State Parent University - MARIPOSA COUNTY	Mariposa	\$54,480			6/5/2020	12/5/2023
49	California State University, Fresno Foundation	Fresno State Parent University - MERCED COUNTY	Merced	\$71,516		\$30,850	12/31/2018	6/30/2023
50	California State University, Fresno Foundation	Fresno State Parent University - MERCED COUNTY	Merced	\$54,480			6/5/2020	12/5/2023



	Recipient	Project	Location	Grant Amount	Payments in 2024	Total Paid	Award Date	Completion Date or Expected
51	California State University, Fresno Foundation	Fresno State Parent University - MONTEREY COUNTY	Monterey	\$54,480			6/5/2020	12/5/2023
52	California State University, Fresno Foundation	Fresno State Parent University - SAN BENITO COUNTY	San Benito	\$54,480			6/5/2020	12/5/2023
53	California State University, Fresno Foundation	Fresno State Parent University - SAN JOAQUIN COUNTY	San Joaquin	\$71,516		\$28,194	12/31/2018	6/30/2023
54	California State University, Fresno Foundation	Fresno State Parent University - SAN JOAQUIN COUNTY	San Joaquin	\$54,480			6/5/2020	12/5/2023
55	California State University, Fresno Foundation	Fresno State Parent University - SAN LUIS OBISPO COUNTY	San Luis Obispo	\$54,480			6/5/2020	12/5/2023
56	California State University, Fresno Foundation	Fresno State Parent University - Siskiyou County	Siskiyou	\$143,100			9/23/2022	12/31/2025
57	California State University, Fresno Foundation	Fresno State Parent University - STANISLAUS COUNTY	Stanislaus	\$71,516		\$28,461	12/31/2018	6/30/2023
58	California State University, Fresno Foundation	Fresno State Parent University - STANISLAUS COUNTY	Stanislaus	\$54,480			6/5/2020	12/5/2023
59	California State University, Fresno Foundation	Fresno State Parent University - Tehama County	Tehama	\$143,100			9/23/2022	12/31/2025
60	California State University, Fresno Foundation	Fresno State Parent University - Trinity County	Trinity	\$143,100			9/23/2022	12/31/2025
61	California State University, Fresno Foundation	Fresno State Parent University - TULARE COUNTY	Tulare	\$71,516		\$20,617	12/31/2018	6/30/2022
62	California State University, Fresno Foundation	Fresno State Parent University - TULARE COUNTY	Tulare	\$54,480			6/5/2020	12/5/2023

	Recipient	Project	Location	Grant Amount	Payments in 2024	Total Paid	Award Date	Completion Date or Expected
63	California State University, Fresno Foundation	Fresno State Parent University - TUOLUMNE COUNTY	Tuolumne	\$54,480			6/5/2020	12/5/2023
64	California Zoroastrian Center	CZC OC - Digital Literacy Program	Statewide	\$150,000			5/7/2024	12/6/2026
65	Canal Alliance	Canal Alliance Adult Education English as a Second Language Digital Literacy Program	Marin	\$147,160	\$36,559	\$133,812	9/23/2022	3/27/2025
66	Canal Alliance	Canal District DL	Marin	\$136,469			11/27/2024	6/26/2027
67	Catholic Charities of Los Angeles, Inc.	Digital Education Center	Los Angeles	\$83,248		\$81,383	12/31/2018	4/29/2022
68	Catholic Charities of Santa Clara County	FMCI&Oth BA	Santa Clara	\$125,997			4/3/2023	11/1/2025
69	Catholic Charities of Santa Clara County	FMCI&Oth DL	Santa Clara	\$136,018			4/3/2023	11/1/2025
70	Catholic Charities of Santa Clara County	WUYC Annx ESC BA	Santa Clara	\$138,584			4/3/2023	11/1/2025
71	Catholic Charities of Santa Clara County	WUYC Annx ESC DL	Santa Clara	\$150,000			4/3/2023	11/1/2025
72	Center for Elders' Independence	Digital Equity for Seniors-Berkeley	Alameda	\$35,817		\$14,928	7/12/2019	7/12/2024
73	Center for Elders' Independence	Digital Equity for Seniors-Concord	Contra Costa	\$31,731		\$7,933	7/12/2019	7/12/2024
74	Center for Elders' Independence	Digital Equity for Seniors-Guardian	Contra Costa	\$26,964		\$6,741	7/12/2019	12/31/2024
75	Center for Elders' Independence	Digital Equity for Seniors-Josie Barrow	Alameda	\$28,326		\$14,264	7/12/2019	12/31/2024
76	Center for Elders' Independence	Digital Equity for Seniors-San Leandro	Alameda	\$31,731		\$14,920	7/12/2019	7/12/2024
77	Center for Elders' Independence	Digital Equity for Seniors-San Pablo	Alameda	\$35,137		\$17,168	7/12/2019	7/12/2024

	Recipient	Project	Location	Grant Amount	Payments in 2024	Total Paid	Award Date	Completion Date or Expected
78	Chico State Enterprises: North State Planning and Development Collective	Digital Literacy for Workforce Development: English Language Learners	Butte, Del Norte, Lassen, Modoc, Nevada, Plumas, Shasta, Sierra, Siskiyou, Trinity	\$247,264	\$15,868	\$15,868	4/27/2023	6/10/2026
79	Chico State Enterprises: North State Planning and Development Collective	Digital Literacy for Workforce Development: Justice Involved Individuals	Butte, Del Norte, Lassen, Modoc, Nevada, Plumas, Shasta, Sierra, Siskiyou, Tehama, Trinity	\$246,700	\$15,424	\$15,424	4/27/2023	6/10/2026
80	Chico State Enterprises: North State Planning and Development Collective	Northeastern and Upstate Call Center	Los Angeles	\$490,393			4/27/2023	6/10/2026
81	Christian Church Homes (CCH)	Beth Eden Housing	Alameda	\$16,034	\$5,640	\$7,864	12/31/2019	12/31/2023
82	Christian Church Homes (CCH)	Garfield Park Village	Santa Cruz	\$26,086		\$7,428	7/12/2019	12/31/2023
83	Christian Church Homes (CCH)	JL Richard & Irene Cooper Terrace	Alameda	\$28,383		\$19,254	12/31/2019	12/31/2023
84	Christian Church Homes (CCH)	Percy Abrams & Sister Thea Bowman Manor	Alameda	\$25,971		\$4,003	12/31/2019	12/31/2023
85	Christian Church Homes (CCH)	Plaza De Las Flores	Santa Clara	\$32,100	\$10,500	\$18,350	7/12/2019	12/31/2023
86	Christian Church Homes (CCH)	Providence Senior Housing	San Francisco	\$17,297	\$4,563	\$9,532	7/12/2019	12/31/2023
87	Christian Church Homes (CCH)	Roy C Nichols Housing	Alameda	\$4,650		\$2,704	7/12/2019	12/31/2023
88	Christian Church Homes (CCH)	Saint Mary's Garden	Alameda	\$29,603	\$2,552	\$12,773	7/12/2019	12/31/2023
89	Christian Church Homes (CCH)	Southlake	Alameda	\$34,824	\$4,197	\$14,628	7/12/2019	12/31/2023

	Recipient	Project	Location	Grant Amount	Payments in 2024	Total Paid	Award Date	Completion Date or Expected
90	City of Cerritos	Cerritos Library Broadband Access Improvement	Los Angeles	\$9,563		\$9,563	12/31/2019	6/30/2022
91	City of Fresno, Department of Parks, After School, Recreation, and Community Services (PARCS)	Digital Literacy Education for Fresno Underserved Populations	Fresno	\$149,922			11/27/2024	6/18/2027
92	City of La Puente	La Puente Digital Empowerment Project: Building a Connected Community	Los Angeles	\$152,065			12/14/2023	7/8/2026
93	City of Lynwood	City of Lynwood DL	Los Angeles	\$151,424			12/14/2023	7/11/2026
94	City of Moreno Valley	Computer Confident MoVal (CC: MoVal)	Riverside	\$149,000			4/3/2023	10/10/2025
95	City Of Oakland Human Services Department	East Oakland Seniors Digital Inclusion	Alameda	\$20,373	\$1,556	\$10,786	7/12/2019	11/10/2023
96	City Of Oakland Human Services Department	West Oakland Seniors Digital Inclusion	Alameda	\$20,373	\$9,700	\$13,779	7/12/2019	12/15/2023
97	City of Ontario	City of Ontario DL	San Bernardino	\$24,629			11/16/2023	6/5/2026
98	City of Palm Springs	City of Palm Springs Demuth Community Center Broadband Access Project	Riverside	\$51,099			11/16/2023	5/30/2026
99	City of Palm Springs	City of Palm Springs Jesse O. James Desert Unity Center Broadband Access Project	Riverside	\$56,196			5/7/2024	11/29/2026
100	City of Palm Springs	City of Palm Springs Welwood Murray Memorial Library Broadband Access Project	Riverside	\$23,831			11/27/2024	6/2/2027
101	City of Palm Springs	Palm Springs Public Library BA	Riverside	\$80,546			4/3/2023	10/10/2025
102	City of Palmdale	In Library Laptop Check Out	Los Angeles	\$17,800		\$15,073	7/12/2019	1/12/2023
103	City of Salinas, Salinas Public Library	El Gabilan Library Connects!	Monterey	\$50,783		\$26,188	7/12/2019	12/31/2022

	Recipient	Project	Location	Grant Amount	Payments in 2024	Total Paid	Award Date	Completion Date or Expected
104	City of San Leandro	San Leandro Main Library Digital Inclusion Program	Alameda	\$27,165		\$26,958	6/3/2021	4/4/2023
105	City of San Leandro	San Leandro Manor Branch Library Digital Inclusion Program	Alameda	\$22,551		\$18,062	6/3/2021	5/24/2023
106	City of South San Francisco	South San Francisco Digital Literacy Project	San Mateo	\$41,895	\$26,834	\$35,574	5/11/2020	10/31/2023
107	City of Sunnyvale	Latino Digital Literacy-Bishop Elementary School	Santa Clara	\$58,033		\$30,367	12/31/2018	6/30/2022
108	City of Sunnyvale	Latino Digital Literacy-Columbia Middle School	Santa Clara	\$58,033		\$34,968	12/31/2018	6/30/2022
109	City of Sunnyvale	Latino Digital Literacy-Ellis Elementary School	Santa Clara	\$40,657		\$28,695	12/31/2018	6/30/2022
110	City of Sunnyvale	Latino Digital Literacy-Lakewood Elementary School	Santa Clara	\$40,657		\$26,472	12/31/2018	6/30/2022
111	City of Sunnyvale	Latino Digital Literacy-San Miguel Elementary School	Santa Clara	\$58,033		\$34,925	12/31/2018	6/30/2022
112	City of Sunnyvale	Latino Digital Literacy-Vargas Elementary School	Santa Clara	\$58,033		\$35,710	12/31/2018	6/30/2022
113	City of Turlock	Marty Yerby Community Center Digital Inclusion Project	Stanislaus	\$5,441			11/27/2024	6/12/2027
114	City of Vacaville	City of Vacaville DL	Solano	\$111,255			11/27/2024	6/18/2027
115	COACHELLA VALLEY HOUSING COALITION	Computer Literacy & Technology Training - Pueblo Nuevo	Riverside	\$7,059		\$7,059	12/31/2019	5/30/2023
116	COACHELLA VALLEY HOUSING COALITION	Computer Literacy & Technology Training - Vila Hermosa	Riverside	\$10,629		\$9,788	12/31/2019	5/30/2023
117	Community Bridges	Bridging the Digital Divide	Santa Cruz	\$32,174		\$27,941	7/12/2019	12/4/2020
118	Community Bridges	Community Bridges Digital Literacy Project	Santa Cruz	\$72,371	\$10,464	\$10,464	4/3/2023	10/25/2025

	Recipient	Project	Location	Grant Amount	Payments in 2024	Total Paid	Award Date	Completion Date or Expected
119	Community Tech Network	East Bay Connected	Alameda	\$120,934			11/27/2024	6/4/2027
120	Community Tech Network	Solano County	Solano	\$104,174			11/27/2024	6/4/2027
121	Compass Family Services	Compass Family Digital Inclusion	San Francisco	\$27,909		\$26,744	6/5/2020	10/24/2022
122	Contra Costa County Library- El Sobrante Library	El Sobrante Library Reconstruction	Contra Costa	\$27,588		\$20,782	12/31/2018	9/30/2021
123	Corporacion ELE-L Corp	ELECORP BA	Los Angeles	\$94,432			5/7/2024	12/3/2026
124	Corporacion ELE-L Corp	Science and Technology Education Enhancement Literacy Training (STEELT)	Los Angeles	\$25,488			5/7/2024	12/3/2026
125	County of Los Angeles, Internal Services Department	County of Los Angeles - Digital Navigator Program	Los Angeles	\$3,375,700			4/27/2023	10/27/2025
126	County of Sonoma - Human Services Department - West County Community Services	Bridging the Digital Gap Among Older Adults - Guerneville	Sonoma	\$25,027		\$4,701	6/3/2021	12/3/2023
127	COUNTY OF YOLO	Yolo County Affordable Connectivity Program Enrollment Outreach	Yolo	\$85,000	\$13,861	\$13,861	9/23/2022	4/13/2025
128	Curry Senior Center	Connected At Home	San Francisco	\$29,935		\$25,251	7/12/2019	9/30/2021
129	Cyber-Seniors	Cyber-Seniors Connected Communities - California PSA 11	San Joaquin	\$108,152	\$27,038	\$27,038	5/7/2024	11/7/2026
130	Cyber-Seniors	Cyber-Seniors Connected Communities - California PSA 12	Statewide	\$87,505			5/7/2024	11/7/2026
131	Cyber-Seniors	Cyber-Seniors Connected Communities - California PSA 13	Statewide	\$85,415	\$21,354	\$21,354	5/7/2024	11/7/2026
132	Cyber-Seniors	Cyber-Seniors Connected Communities - California PSA 15	Statewide	\$85,669	\$21,417	\$21,417	5/7/2024	11/7/2026



	Recipient	Project	Location	Grant Amount	Payments in 2024	Total Paid	Award Date	Completion Date or Expected
133	Cyber-Seniors	Cyber-Seniors Connected Communities - California PSA 18	Ventura	\$108,233	\$27,058	\$27,058	5/7/2024	11/7/2026
134	Cyber-Seniors	Cyber-Seniors Connected Communities - California PSA 19	Los Angeles	\$131,417	\$32,854	\$32,854	5/7/2024	11/7/2026
135	Cyber-Seniors	Cyber-Seniors Connected Communities - California PSA 2	Statewide	\$88,401	\$22,020	\$22,020	5/7/2024	11/7/2026
136	Cyber-Seniors	Cyber-Seniors Connected Communities - California PSA 20	San Bernardino	\$107,765			5/7/2024	11/7/2026
137	Cyber-Seniors	Cyber-Seniors Connected Communities - California PSA 23	San Diego	\$129,034	\$32,258	\$32,258	5/7/2024	11/7/2026
138	Cyber-Seniors	Cyber-Seniors Connected Communities - California PSA 25	Los Angeles	\$129,393			5/7/2024	11/7/2026
139	Cyber-Seniors	Cyber-Seniors Connected Communities - California PSA 3	Statewide	\$85,960			5/7/2024	11/7/2026
140	Cyber-Seniors	Cyber-Seniors Connected Communities - California PSA 30	Stanislaus	\$85,410	\$21,353	\$21,353	5/7/2024	11/7/2026
141	Cyber-Seniors	Cyber-Seniors Connected Communities - California PSA 31	Merced	\$85,947			5/7/2024	11/7/2026
142	Cyber-Seniors	Cyber-Seniors Connected Communities - California PSA 4	Statewide	\$132,252	\$33,063	\$33,063	5/7/2024	11/7/2026
143	Cyber-Seniors	Cyber-Seniors Tech Training Workshops - Chinatown Service Center	Los Angeles	\$121,717	\$30,429	\$30,429	5/7/2024	11/7/2026
144	Delivering Innovation in Supportive Housing (DISH), a Project of Tides	DISH Supportive Housing Digital Literacy Program-Camelot	San Francisco	\$17,228	\$7,287	\$15,884	9/11/2020	2/23/2024

	Recipient	Project	Location	Grant Amount	Payments in 2024	Total Paid	Award Date	Completion Date or Expected
145	Delivering Innovation in Supportive Housing (DISH), a Project of Tides	DISH Supportive Housing Digital Literacy Program-Star	San Francisco	\$17,228	\$4,327	\$13,968	6/5/2020	12/12/2023
146	Dev/Mission	Community Technology Associate (CTA) Digital Literacy Program - Bayview/Hunters Point	San Francisco	\$34,965			4/3/2023	10/4/2025
147	Dev/Mission	Community Technology Associate (CTA) Digital Literacy Program - Hayes Valley/Fillmore	San Francisco	\$69,930			4/3/2023	10/4/2025
148	Dev/Mission	Community Technology Associate (CTA) Digital Literacy Program - Mission District	San Francisco	\$104,395			4/3/2023	10/4/2025
149	EAH Inc.	100 Kings Circle-Cloverdale	Sonoma	\$24,505	\$17,834	\$18,700	6/3/2021	12/3/2023
150	EAH Inc.	100 Ned's Way-Tiburon	Marin	\$18,850	\$12,506	\$12,890	10/21/2021	4/21/2024
151	EAH Inc.	1000 El Camino Real (Gateway Santa Clara)	Santa Clara	\$27,095	\$27,070	\$27,070	9/23/2022	7/17/2024
152	EAH Inc.	1101 Carver Road (Archway Commons I)	Stanislaus	\$23,197	\$6,186	\$6,186	9/23/2022	4/7/2025
153	EAH Inc.	1275 South Winery Avenue (Summer Park)	Fresno	\$38,487	\$37,590	\$37,590	9/23/2022	8/31/2024
154	EAH Inc.	1535 W. San Carlos Street-San Jose	Santa Clara	\$24,505	\$19,532	\$20,397	6/3/2021	12/3/2023
155	EAH Inc.	16170 Monterey Road-Morgan Hill	Santa Clara	\$14,626	\$6,994	\$10,651	8/6/2021	12/1/2023
156	EAH Inc.	164 N San Pedro Road-San Rafael	Marin	\$22,620	\$8,932	\$15,319	6/3/2021	3/11/2024
157	EAH Inc.	1777 Newbury Drive-San Jose	Santa Clara	\$24,505	\$23,572	\$24,437	6/3/2021	12/3/2023
158	EAH Inc.	235 E. Dunne Avenue-Morgan Hill	Santa Clara	\$14,703	\$6,824	\$7,690	6/3/2021	12/3/2023
159	EAH Inc.	2738 Kollmar Avenue (Taylor Oaks)	Santa Clara	\$30,740	\$30,740	\$30,740	9/23/2022	7/31/2024

	Recipient	Project	Location	Grant Amount	Payments in 2024	Total Paid	Award Date	Completion Date or Expected
160	EAH Inc.	355 Race Street-San Jose	Santa Clara	\$24,505	\$23,639	\$24,505	6/3/2021	12/3/2023
161	EAH Inc.	37 Miwok Way-Mill Valley	Marin	\$18,850	\$7,764	\$8,148	10/21/2021	4/15/2024
162	EAH Inc.	4838 East Laurel Ave. (Arbor Court)	Fresno	\$15,480	\$6,192	\$6,192	9/23/2022	4/7/2025
163	EAH Inc.	500 W. Linwood Ave Phase I (Avena Bella I)	Stanislaus	\$23,180	\$10,537	\$10,537	9/23/2022	4/7/2025
164	EAH Inc.	500 W. Linwood Ave Phase II (Avena Bella II)	Stanislaus	\$23,180	\$8,279	\$8,279	9/23/2022	4/7/2025
165	EAH Inc.	5004 Hartnett Ave. (Crescent Park)	Contra Costa	\$38,560	\$15,424	\$15,424	9/23/2022	4/7/2025
166	EAH Inc.	5450 DeMarcus Blvd. (Camellia Place)	Alameda	\$38,587	\$12,348	\$12,348	9/23/2022	4/7/2025
167	EAH Inc.	600 A Street P.O. Box 1055- Pt. Reyes Station	Marin	\$9,048	\$6,297	\$7,163	6/3/2021	12/3/2023
168	EAH Inc.	605 Willow Road-Menlo Park	Santa Clara	\$22,243	\$12,562	\$12,946	10/21/2021	4/21/2024
169	EAH Inc.	638 21st Street -Oakland	Alameda	\$18,773	\$8,867	\$12,691	8/6/2021	1/24/2024
170	EAH Inc.	875 N. 10th Street (Cornerstone at Japantown)	Santa Clara	\$30,740	\$30,715	\$30,715	9/23/2022	7/31/2024
171	EAH Inc.	990 College Ave.-St. Helena	Sonoma	\$24,505	\$8,617	\$9,483	6/3/2021	12/3/2023
172	EAH Inc.	Eastern Park Apartments Digital Literacy	San Francisco	\$19,856	\$14,638	\$14,638	6/3/2021	12/31/2023
173	EAH Inc.	Estrella Vista	Alameda	\$24,505		\$19,827	9/11/2020	3/11/2024
174	EAH Inc.	Fellowship Plaza	Santa Clara	\$24,505		\$24,505	9/11/2020	3/1/2023
175	EAH Inc.	Mackey Terrace	Marin	\$18,850		\$15,850	9/11/2020	1/10/2024
176	EAH Inc.	Markham Plaza I	Santa Clara	\$24,505		\$20,580	9/11/2020	3/11/2024
177	EAH Inc.	Markham Plaza II	Santa Clara	\$24,505		\$19,625	9/11/2020	3/11/2024
178	EAH Inc.	Town Park Towers Digital Literacy	Santa Clara	\$19,856	\$15,368	\$15,368	6/3/2021	9/29/2022

	Recipient	Project	Location	Grant Amount	Payments in 2024	Total Paid	Award Date	Completion Date or Expected
179	EAH Inc.	Western Park Apartments Digital Literacy	San Francisco	\$19,856	\$13,766	\$13,766	6/3/2021	12/31/2023
180	Eden Housing, Inc.	Alta Mira Family	Alameda	\$27,619		\$24,796	7/12/2019	3/31/2023
181	Eden Housing, Inc.	Ashland Village	Alameda	\$31,419		\$15,577	7/12/2019	3/31/2023
182	Eden Housing, Inc.	Cambrian Center	Santa Clara	\$34,143		\$20,963	7/12/2019	3/31/2023
183	Eden Housing, Inc.	Central	Contra Costa	\$54,676			9/23/2022	4/4/2025
184	Eden Housing, Inc.	East Bluff	Contra Costa	\$30,965		\$17,409	7/12/2019	3/31/2023
185	Eden Housing, Inc.	Eden Issei Terrace	Alameda	\$25,023		\$20,574	7/12/2019	3/31/2023
186	Eden Housing, Inc.	Eden Lodge	Alameda	\$32,554		\$17,858	7/12/2019	3/31/2023
187	Eden Housing, Inc.	Eden Palms	Santa Clara	\$48,217		\$15,982	7/12/2019	3/31/2023
188	Eden Housing, Inc.	Estabrook Place	Alameda	\$17,933		\$12,097	7/12/2019	3/31/2023
189	Eden Housing, Inc.	Ford Road Plaza	Santa Clara	\$29,376		\$11,230	7/12/2019	3/31/2023
190	Eden Housing, Inc.	Fremont	Alameda	\$43,158			9/23/2022	4/4/2025
191	Eden Housing, Inc.	Hayward	Alameda	\$65,392			9/23/2022	4/4/2025
192	Eden Housing, Inc.	North Bay	Marin	\$60,403			9/23/2022	4/4/2025
193	Eden Housing, Inc.	Rivertown Place	Contra Costa	\$25,732		\$14,346	7/12/2019	3/31/2023
194	Eden Housing, Inc.	San Diego	San Diego	\$78,760			9/23/2022	4/4/2025
195	Eden Housing, Inc.	San Jose	Santa Clara	\$75,152			9/23/2022	4/4/2025
196	Eden Housing, Inc.	Tri-Valley	Alameda	\$64,707			9/23/2022	4/4/2025
197	Eden Housing, Inc.	Virginia Lane	Contra Costa	\$30,057		\$9,233	7/12/2019	3/31/2023
198	Empowering Success now Also Known As Inland Empire Institute of Business and Technology	Bilingual Digital Literacy	San Bernardino	\$78,397		\$78,397	12/31/2018	6/30/2022
199	Empowering Success now Also Known As Inland Empire Institute of Business and Technology	Bilingual Digital Literacy Program	San Bernardino	\$149,836			11/27/2024	6/17/2027

	Recipient	Project	Location	Grant Amount	Payments in 2024	Total Paid	Award Date	Completion Date or Expected
200	EngAGE, Inc. (formerly More than Shelter for Seniors)	EngAGE in Digital Literacy - Cotton's Point Senior Apartments	Orange	\$11,608		\$5,983	6/5/2020	8/22/2023
201	EngAGE, Inc. (formerly More than Shelter for Seniors)	EngAGE in Digital Literacy - Olivera Senior Apartments	Los Angeles	\$12,372		\$5,184	6/5/2020	12/5/2023
202	EngAGE, Inc. (formerly More than Shelter for Seniors)	EngAGE in Technology	Los Angeles	\$15,272		\$5,433	9/11/2020	3/11/2024
203	EngAGE, Inc. (formerly More than Shelter for Seniors)	EngAGE in Technology (Long Beach Senior Arts Colony)	Los Angeles	\$14,889		\$4,581	9/11/2020	3/11/2024
204	Episcopal Community Services of San Francisco	1180 4th Street: Digital Literacy in Supportive Housing	San Francisco	\$14,180	\$3,807	\$7,692	7/12/2019	7/31/2023
205	Episcopal Community Services of San Francisco	Auburn and Minna-Lee: Digital Literacy in Supportive Housing	San Francisco	\$10,635	\$3,060	\$8,828	7/12/2019	7/31/2023
206	Episcopal Community Services of San Francisco	The Alder: Digital Literacy in Supportive Housing	San Francisco	\$15,953	\$3,018	\$10,957	7/12/2019	7/31/2023
207	Episcopal Community Services of San Francisco	The Crosby: Digital Literacy in Supportive Housing	San Francisco	\$17,725	\$3,231	\$7,619	7/12/2019	7/31/2023
208	Episcopal Community Services of San Francisco	The Elm: Digital Literacy in Supportive Housing	San Francisco	\$10,635	\$3,728	\$5,599	7/12/2019	7/31/2023
209	Episcopal Community Services of San Francisco	The Henry: Digital Literacy in Supportive Housing	San Francisco	\$14,180	\$4,084	\$7,441	7/12/2019	7/31/2023
210	Episcopal Community Services of San Francisco	The Mentone: Digital Literacy in Supportive Housing	San Francisco	\$14,180	\$2,639	\$5,676	7/12/2019	7/31/2023
211	Episcopal Community Services of San Francisco	The Rose and Hillsdale: Digital Literacy in Supportive Housing	San Francisco	\$7,090	\$1,047	\$6,475	7/12/2019	7/31/2023
212	EveryoneOn	Digital Connections Bay Area	Alameda, Contra Costa	\$87,750			4/3/2023	10/4/2025

	Recipient	Project	Location	Grant Amount	Payments in 2024	Total Paid	Award Date	Completion Date or Expected
213	EveryoneOn	Digital Connections Bay Area	Santa Clara	\$117,770			11/16/2023	5/30/2026
214	EveryoneOn	Digital Connections Central Los Angeles	Los Angeles	\$87,115			4/3/2023	10/4/2025
215	EveryoneOn	Digital Connections in Southeast Los Angeles (Los Angeles County)	Los Angeles	\$138,112			5/7/2024	11/15/2026
216	EveryoneOn	Digital Connections in the San Fernando Valley (Los Angeles County)	Los Angeles	\$101,140			5/7/2024	11/15/2026
217	EveryoneOn	Digital Connections in the San Gabriel Valley (Los Angeles County)	Los Angeles	\$101,140			5/7/2024	11/15/2026
218	EveryoneOn	Digital Connections Los Angeles	Los Angeles	\$83,825	\$26,524	\$26,524	4/3/2023	10/4/2025
219	EveryoneOn	EveryoneOn Call Center	Los Angeles	\$70,300			4/3/2023	10/4/2025
220	EveryoneOn	EveryoneOn East Bay DL	Alameda	\$97,827			11/27/2024	6/13/2027
221	EveryoneOn	Fresno County EveryoneOn DL	Fresno	\$80,370			11/27/2024	6/12/2027
222	EveryoneOn	Kern County EveryoneOn DL	Kern	\$128,173			11/27/2024	6/13/2027
223	EveryoneOn	Opportunity Connect	Santa Clara	\$33,615	\$20,575	\$20,575	9/11/2020	2/29/2024
224	EveryoneOn	Opportunity Connect	Los Angeles	\$32,154	\$30,701	\$30,701	6/3/2021	3/3/2024
225	EveryoneOn	Opportunity Connect	Los Angeles	\$33,615	\$10,081	\$33,027	9/11/2020	3/11/2024
226	EveryoneOn	Opportunity Connect	Ventura	\$28,936	\$23,927	\$23,927	6/5/2020	4/30/2024
227	EveryoneOn	Opportunity Connection	San Joaquin	\$32,888	\$24,367	\$24,367	12/31/2019	12/31/2023



	Recipient	Project	Location	Grant Amount	Payments in 2024	Total Paid	Award Date	Completion Date or Expected
228	EveryoneOn	San Mateo County EveryoneON DL	San Mateo	\$97,827			11/27/2024	6/13/2027
229	Felton Institute dba Family Service Agency of San Francisco	Expanding Digital Literacy for the Aging	San Francisco	\$71,764		\$2,460	6/3/2021	12/3/2023
230	Felton Institute dba Family Service Agency of San Francisco	Expanding Digital Literacy for the Aging	San Francisco	\$99,653			9/23/2022	4/5/2025
231	Felton Institute dba Family Service Agency of San Francisco	The Tech Squad: Connecting Our Disconnected Seniors	San Francisco	\$99,715		\$91,368	10/19/2020	12/31/2022
232	First Community Housing	Access for All - Campbell	Santa Clara	\$25,233	\$4,363	\$10,594	12/31/2019	6/30/2023
233	First Community Housing	Access for All - Morgan Hill	Santa Clara	\$27,503	\$5,563	\$10,314	12/31/2019	6/30/2023
234	First Community Housing	Access for All - Mountain View	Santa Clara	\$9,019		\$4,239	12/31/2019	6/30/2023
235	First Community Housing	Access for All - Redwood City	San Mateo	\$17,969	\$4,406	\$8,658	12/31/2019	6/30/2023
236	First Community Housing	Access for All - San Jose 1	Santa Clara	\$10,835	\$2,951	\$6,359	12/31/2019	6/30/2023
237	First Community Housing	Access for All - San Jose 2	Santa Clara	\$35,448	\$3,477	\$9,191	12/31/2019	6/30/2023
238	Geeks Without Frontiers	San Jose ON	Santa Clara	\$142,409			11/16/2023	11/12/2024
239	Go Public Schools Fresno	Fresno Coalition for Digital Inclusion: Go Public Schools Fresno Project	Fresno	\$150,000			9/23/2022	4/24/2025
240	Goodwill of Silicon Valley	Digital Inclusion Program	Santa Clara	\$88,400		\$66,300	9/11/2020	9/11/2022
241	Goodwill of the San Francisco Bay	Goodwill San Francisco Bay DL	Alameda	\$130,036			11/27/2024	6/18/2027
242	Great Beginnings for Black Babies, Inc.	GBBB Healthy Mom's and Babies Program	Los Angeles	\$135,625	\$15,105	\$15,105	6/29/2023	2/7/2026
243	Great Harvest Community Center	Adelanto Elementary District	San Bernardino	\$75,300		\$11,903	9/23/2022	4/3/2025
244	Great Harvest Community Center	Alta Loma District	San Bernardino	\$74,350		\$11,903	9/23/2022	4/3/2025

	Recipient	Project	Location	Grant Amount	Payments in 2024	Total Paid	Award Date	Completion Date or Expected
245	Great Harvest Community Center	Apple Valley Unified District	San Bernardino	\$75,450		\$11,903	9/23/2022	4/3/2025
246	Great Harvest Community Center	ARPA_29Palms_92277	San Bernardino	\$73,062	\$11,800	\$11,800	11/16/2023	5/17/2026
247	Great Harvest Community Center	ARPA_Adelanto_92301	San Bernardino	\$28,567	\$4,825	\$4,825	11/16/2023	5/17/2026
248	Great Harvest Community Center	ARPA_Apple Valley_92307-08	San Bernardino	\$11,472	\$1,975	\$1,975	11/16/2023	5/17/2026
249	Great Harvest Community Center	ARPA_Barstow_92311	San Bernardino	\$23,815	\$4,025	\$4,025	11/16/2023	5/17/2026
250	Great Harvest Community Center	ARPA_Big Bear City_92314	San Bernardino	\$46,154	\$7,675	\$7,675	11/16/2023	5/17/2026
251	Great Harvest Community Center	ARPA_Big Bear Lk_92315	San Bernardino	\$19,927	\$3,300	\$3,300	11/16/2023	5/17/2026
252	Great Harvest Community Center	ARPA_Chino Hills_91709	San Bernardino	\$70,500	\$11,850	\$11,850	11/16/2023	5/17/2026
253	Great Harvest Community Center	ARPA_Chino_91710	San Bernardino	\$44,953	\$7,100	\$7,100	11/16/2023	5/17/2026
254	Great Harvest Community Center	ARPA_Colton_92324	San Bernardino	\$60,769	\$9,950	\$9,950	11/16/2023	5/17/2026
255	Great Harvest Community Center	ARPA_Fontana_92335	San Bernardino	\$66,590	\$11,850	\$11,850	11/16/2023	5/17/2026
256	Great Harvest Community Center	ARPA_Fontana_92336	San Bernardino	\$66,590	\$11,850	\$11,850	11/16/2023	5/17/2026
257	Great Harvest Community Center	ARPA_Fontana_92337	San Bernardino	\$66,590	\$11,850	\$11,850	11/16/2023	5/17/2026
258	Great Harvest Community Center	ARPA_Hesperia_92345	San Bernardino	\$69,276	\$11,850	\$11,850	11/16/2023	5/17/2026
259	Great Harvest Community Center	ARPA_Highland_92346	San Bernardino	\$59,317	\$9,550	\$9,550	11/16/2023	5/17/2026
260	Great Harvest Community Center	ARPA_LomaLinda_92354	San Bernardino	\$44,690	\$7,100	\$7,100	11/16/2023	5/17/2026
261	Great Harvest Community Center	ARPA_Montclair_91763	San Bernardino	\$49,176	\$8,250	\$8,250	11/16/2023	5/17/2026

	Recipient	Project	Location	Grant Amount	Payments in 2024	Total Paid	Award Date	Completion Date or Expected
262	Great Harvest Community Center	ARPA_Ontario_91761	San Bernardino	\$72,198	\$11,850	\$11,850	11/16/2023	5/17/2026
263	Great Harvest Community Center	ARPA_Ontario_91762	San Bernardino	\$72,198	\$11,850	\$11,850	11/16/2023	5/17/2026
264	Great Harvest Community Center	ARPA_Ontario_91764	San Bernardino	\$63,884	\$11,650	\$11,650	11/16/2023	5/17/2026
265	Great Harvest Community Center	ARPA_RanchoCuc_91701	San Bernardino	\$18,430	\$3,075	\$3,075	11/16/2023	5/17/2026
266	Great Harvest Community Center	ARPA_RanchoCuc_91730	San Bernardino	\$18,430	\$3,075	\$3,075	11/16/2023	5/17/2026
267	Great Harvest Community Center	ARPA_RanchoCuc_91737	San Bernardino	\$18,430	\$3,075	\$3,075	11/16/2023	5/17/2026
268	Great Harvest Community Center	ARPA_RanchoCuc_91739	San Bernardino	\$18,430	\$3,075	\$3,075	11/16/2023	5/17/2026
269	Great Harvest Community Center	ARPA_Redlands_92373	San Bernardino	\$72,198	\$11,850	\$11,850	11/16/2023	5/17/2026
270	Great Harvest Community Center	ARPA_Rialto_92376	San Bernardino	\$55,647	\$9,550	\$9,550	11/16/2023	5/17/2026
271	Great Harvest Community Center	ARPA_Rialto_92377	San Bernardino	\$55,647	\$9,550	\$9,550	11/16/2023	5/17/2026
272	Great Harvest Community Center	ARPA_Snbrndo_92404	San Bernardino	\$43,090	\$9,550	\$9,550	11/16/2023	5/17/2026
273	Great Harvest Community Center	ARPA_Snbrndo_92405	San Bernardino	\$55,866	\$7,450	\$7,450	11/16/2023	5/17/2026
274	Great Harvest Community Center	ARPA_Snbrndo_92407	San Bernardino	\$55,866	\$9,550	\$9,550	11/16/2023	5/17/2026
275	Great Harvest Community Center	ARPA_Snbrndo_92408	San Bernardino	\$55,866	\$9,550	\$9,550	11/16/2023	5/17/2026
276	Great Harvest Community Center	ARPA_Snbrndo_92411	San Bernardino	\$55,866	\$9,550	\$9,550	11/16/2023	5/17/2026
277	Great Harvest Community Center	ARPA_Upland_91784	San Bernardino	\$29,647	\$5,000	\$5,000	11/16/2023	5/17/2026
278	Great Harvest Community Center	ARPA_Upland_91786	San Bernardino	\$29,447	\$5,000	\$5,000	11/16/2023	5/17/2026
279	Great Harvest Community Center	ARPA_Victorville_92392	San Bernardino	\$40,462	\$7,350	\$7,350	11/16/2023	5/17/2026

	Recipient	Project	Location	Grant Amount	Payments in 2024	Total Paid	Award Date	Completion Date or Expected
280	Great Harvest Community Center	ARPA_Victorville_92394	San Bernardino	\$39,462	\$7,250	\$7,250	11/16/2023	5/17/2026
281	Great Harvest Community Center	ARPA_Yucaipa_92399	San Bernardino	\$58,305	\$10,550	\$10,550	11/16/2023	5/17/2026
282	Great Harvest Community Center	ARPA_YuccaValley_92284	San Bernardino	\$52,315	\$9,550	\$9,550	11/16/2023	5/17/2026
283	Great Harvest Community Center	Barstow Unified District	San Bernardino	\$76,440		\$11,903	9/23/2022	4/3/2025
284	Great Harvest Community Center	Bear Valley Unified District	San Bernardino	\$75,450		\$11,903	9/23/2022	4/3/2025
285	Great Harvest Community Center	Central School District	San Bernardino	\$73,600		\$11,903	9/23/2022	4/3/2025
286	Great Harvest Community Center	Chaffey Joint Union High School	San Bernardino	\$74,600		\$11,903	9/23/2022	4/3/2025
287	Great Harvest Community Center	Chino Valley Unified District	San Bernardino	\$74,700		\$11,903	9/23/2022	4/3/2025
288	Great Harvest Community Center	Colton Joint Unified District	San Bernardino	\$73,400		\$11,903	9/23/2022	4/3/2025
289	Great Harvest Community Center	Cucamonga District	San Bernardino	\$74,400		\$11,903	9/23/2022	4/3/2025
290	Great Harvest Community Center	Etiwanda District	San Bernardino	\$74,050		\$11,903	9/23/2022	4/3/2025
291	Great Harvest Community Center	Fontana Unified District	San Bernardino	\$73,800		\$11,903	9/23/2022	4/3/2025
292	Great Harvest Community Center	Helendale District	San Bernardino	\$75,300		\$11,903	9/23/2022	4/3/2025
293	Great Harvest Community Center	Hesperia Unified District	San Bernardino	\$74,900		\$11,903	9/23/2022	4/3/2025
294	Great Harvest Community Center	Lucerne Valley Un District	San Bernardino	\$75,400		\$11,903	9/23/2022	4/3/2025
295	Great Harvest Community Center	Morongo Unified District	San Bernardino	\$77,200		\$11,903	9/23/2022	4/3/2025
296	Great Harvest Community Center	Mountain View District	San Bernardino	\$74,400		\$11,903	9/23/2022	4/3/2025

	Recipient	Project	Location	Grant Amount	Payments in 2024	Total Paid	Award Date	Completion Date or Expected
297	Great Harvest Community Center	Ontario-Montclair District	San Bernardino	\$74,350		\$11,903	9/23/2022	6/15/2024
298	Great Harvest Community Center	Oro Grande District	San Bernardino	\$75,000		\$11,903	9/23/2022	4/3/2025
299	Great Harvest Community Center	Redlands Unified District	San Bernardino	\$74,050		\$11,903	9/23/2022	4/3/2025
300	Great Harvest Community Center	Rialto Unified District	San Bernardino	\$73,100		\$11,903	9/23/2022	4/3/2025
301	Great Harvest Community Center	Rim of World Un District	San Bernardino	\$74,550		\$11,903	9/23/2022	4/3/2025
302	Great Harvest Community Center	San Bernardino City Un District	San Bernardino	\$73,200		\$11,903	9/23/2022	6/15/2024
303	Great Harvest Community Center	SBVC Valley College CalWORKs	San Bernardino	\$81,700	\$58,708	\$78,111	9/23/2022	6/29/2024
304	Great Harvest Community Center	Silver Valley Unified District	San Bernardino	\$76,100		\$11,903	9/23/2022	4/3/2025
305	Great Harvest Community Center	Snowline Joint Unified District	San Bernardino	\$74,000		\$11,903	9/23/2022	4/3/2025
306	Great Harvest Community Center	Upland Unified District	San Bernardino	\$74,000		\$11,903	9/23/2022	4/3/2025
307	Great Harvest Community Center	Victor Elementary District	San Bernardino	\$75,000		\$11,903	9/23/2022	4/3/2025
308	Great Harvest Community Center	Victor Valley Joint Un District	San Bernardino	\$74,900		\$11,903	9/23/2022	4/3/2025
309	Great Harvest Community Center	Yucaipa-Calimesa Joint District	San Bernardino	\$74,450		\$11,903	9/23/2022	4/3/2025
310	Hamilton Families	Family Digital Literacy	Contra Costa	\$24,823		\$13,479	9/11/2020	11/30/2022
311	Hamilton Families	Family Digital Literacy	San Francisco	\$24,310		\$6,936	9/11/2020	9/20/2023
312	Hamilton Families	Family Digital Literacy	San Francisco	\$24,310		\$6,967	9/11/2020	9/20/2023
313	Hartnell College	Digital Literacy in Castroville	Monterey	\$60,402		\$39,234	12/31/2018	7/30/2022
314	Hartnell College	Digital Literacy in King City	Monterey	\$59,127		\$57,059	12/31/2018	6/30/2023
315	HomeRise (Community Housing Partnership)	Hotel Essex: Digital Literacy in Supportive Housing	San Francisco	\$14,180		\$2,491	7/3/2020	6/24/2024

	Recipient	Project	Location	Grant Amount	Payments in 2024	Total Paid	Award Date	Completion Date or Expected
316	HomeRise (Community Housing Partnership)	The Senator Hotel: Digital Literacy in Supportive Housing	San Francisco	\$14,180		\$1,989	6/5/2020	6/24/2024
317	Housing Authority of the City of Fresno	Senior Bridges at Florence	Fresno	\$30,600			5/7/2024	11/13/2026
318	Housing Authority of the City of Fresno	Senior Linnaea Villas	Fresno	\$30,670			5/7/2024	11/13/2026
319	Housing Authority of the City of Fresno	Senior Marion Villas	Fresno	\$30,670			5/7/2024	11/13/2026
320	Housing Authority of the City of Fresno	Southeast Cedar Courts	Fresno	\$57,598			4/3/2023	10/10/2025
321	Housing Authority of the City of Fresno	Southwest Fresno - Legacy Commons	Fresno	\$57,598			4/3/2023	10/10/2025
322	Housing Authority of the City of Fresno	Tech Camp Senior Edition - County West	Fresno	\$ 48,275			4/3/2023	10/10/2025
323	Housing Authority of the City of Fresno	Youth Mariposa Commons	Fresno	\$34,420			5/7/2024	11/13/2026
324	Housing Authority of the City of Fresno	Youth Parc Grove Commons	Fresno	\$88,285			5/7/2024	11/13/2026
325	Housing Authority of the City of Fresno	Youth Solivita Commons	Fresno	\$34,420			5/7/2024	11/13/2026
326	Human Good: Piedmont Gardens	Piedmont Gardens Digital Literacy	Alameda	\$13,643		\$3,362	7/9/2020	1/9/2024
327	human-I-T	human-I-T Connect	Statewide	\$750,525		\$750,525	9/17/2019	12/31/2020
328	human-I-T	human-I-T Connect	Statewide	\$708,560	\$366,560	\$708,560	6/3/2021	6/3/2023
329	human-I-T	human-I-T Connect (130 Pine Ave)	Los Angeles	\$68,138		\$27,695	9/27/2019	3/31/2024
330	human-I-T	human-I-T Connect (200 Spring St.)	Los Angeles	\$68,138		\$27,695	9/27/2019	3/31/2024
331	human-I-T	human-I-T Connect (4525 Sheila St.)	Los Angeles	\$68,138		\$27,695	9/27/2019	3/31/2024
332	human-I-T	Human-I-T Connect Los Angeles County	Los Angeles	\$2,050,000			4/27/2023	11/15/2025
333	iFoster, Inc.	Digital Literacy for Foster Youth	Statewide	\$539,247		\$221,700	2/27/2020	8/27/2023



	Recipient	Project	Location	Grant Amount	Payments in 2024	Total Paid	Award Date	Completion Date or Expected
334	Inglewood Public Library - Children's Services	Inglewood Public Library Digital Literacy Project	Los Angeles	\$19,412		\$19,412	12/31/2018	6/1/2021
335	Insure the Uninsured Project	California Health Programs Beneficiaries: ACP Outreach and Enrollment	Alameda, Fresno, Inyo, Kern, Kings, Los Angeles, Madera, Mariposa, Merced, Mono, Sacramento, San Joaquin, Stanislaus, Tulare, Tuolumne	\$1,230,000			4/27/2023	11/17/2025
336	International Children Assistance Network	California Get Connected Collaborative - ICAN	Santa Clara	\$1,680			9/23/2022	3/30/2025
337	International Children Assistance Network	California Get Connected Collaborative - ICAN (1)	Santa Clara	\$87,899			9/23/2022	3/30/2025
338	International Rescue Committee - San Jose Office	Digital Literacy for New Americans: Digital Inclusion for School and Careers (DISC)	Santa Clara	\$110,841			4/3/2023	10/11/2025
339	Iranian American Cultural & Educational Center	Digital Age Skills Building Program	Sacramento	\$149,966			11/27/2024	6/12/2027
340	Korean Resource Center (KRC)	Korean Resource Center (KRC) Digital Empowerment Program	Los Angeles	\$149,950			5/7/2024	11/20/2026
341	LA United Methodist Urban Foundation	Kid City Hope Place Digital Literacy Program	Los Angeles	\$149,949			5/7/2024	11/22/2026
342	Library Foundation of Los Angeles	Cybernauts at LAPL	Los Angeles	\$97,750		\$97,750	7/12/2019	12/31/2022
343	Loaves, Fishes & Computers	Loaves, Fishes & Computers: Advancing the Community with Digital Equity	Monterey	\$139,999	\$33,587	\$33,587	11/16/2023	6/12/2026

	Recipient	Project	Location	Grant Amount	Payments in 2024	Total Paid	Award Date	Completion Date or Expected
344	Los Angeles County Office of Education	Equitable Communities: Digital Literacy in a Technical Society - Hawthorne	Los Angeles	\$160,063			6/20/2024	1/10/2027
345	Los Angeles County Office of Education	Equitable Communities: Digital Literacy in a Technical Society - Lancaster	Los Angeles	\$160,063			6/20/2024	1/10/2027
346	Lutheran Social Services (LSS) of Northern California	Mosaica Family Apts: Improving Lives Through Digital Literacy and Access	San Francisco	\$23,992		\$5,998	9/11/2020	9/30/2024
347	Lutheran Social Services (LSS) of Northern California	Transition Age Youth Digital Literacy and Job Readiness Training in Sacramento	Sacramento	\$11,230			9/11/2020	3/11/2024
348	Mission Economic Development Agency	Equitable Access and Inclusion: Latino LMI Community Digital Literacy Project	San Francisco	\$149,999			5/7/2024	12/3/2026
349	Monument Impact	Conectate y Avanza (Connect and Advance)	Contra Costa	\$84,297		\$82,967	12/31/2018	12/15/2019
350	Monument Impact	Conectate y Avanza (Connect and Advance)	Contra Costa	\$74,803		\$70,135	6/5/2020	9/30/2021
351	Nevada County Community Library	Public Access Upgrade - Penn Valley Library	Nevada	\$23,152		\$22,654	12/31/2018	6/30/2022
352	Nevada County Community Library	Public Access Upgrade - Truckee Library	Nevada	\$19,403		\$18,667	12/31/2018	6/30/2022
353	Nevada County Community Library	Public Access Upgrade, Grass Valley Library	Nevada	\$23,152		\$20,589	12/31/2018	6/30/2022
354	Nevada County Community Library	Public Access Upgrade, Madelyn Helling Library	Nevada	\$20,075		\$19,552	12/31/2018	6/30/2022
355	Newstart Housing Corporation	Internet for all in Housing Project	Los Angeles	\$99,502	\$50,000	\$50,000	9/23/2022	4/3/2025
356	Newstart Housing Corporation	Southeast Los Angeles Call Center Project	Los Angeles	\$100,000			11/27/2024	6/3/2027
357	Nu Communications Alliance	Digital Literacy Project	Inyo	\$27,030	\$6,757	\$6,757	6/29/2023	1/30/2026

	Recipient	Project	Location	Grant Amount	Payments in 2024	Total Paid	Award Date	Completion Date or Expected
358	Oakland Adult and Career Education (OACE)	Mobile Classroom - Oakland Adult and Career Education (OACE)	Alameda	\$8,883		\$6,662	12/31/2018	9/30/2022
359	Oakland Adult and Career Education (OACE)	Oakland Adult and Career Learning (OACE) - Digital Literacy Instruction	Alameda	\$41,799			11/16/2023	6/7/2026
360	Oakland Tech Exchange	Tech Exchange: Call Center Broadband Signups - Alameda County	Alameda	\$134,250			12/14/2023	6/19/2026
361	Oakland Tech Exchange	Tech Exchange: Call Center Broadband Signups - Contra Costa County	Contra Costa	\$93,250			12/14/2023	6/19/2026
362	Oakland Tech Exchange	Tech Exchange: Call Center Broadband Signups - San Francisco County	San Francisco	\$72,750			12/14/2023	6/19/2026
363	Oakland Tech Exchange	Tech Exchange: Call Center Broadband Signups - San Mateo County	San Mateo	\$72,750			12/14/2023	6/19/2026
364	Oakland Tech Exchange	Tech Exchange: Call Center Broadband Signups - Santa Clara County	Santa Clara	\$113,750			12/14/2023	6/19/2026
365	Oakland Tech Exchange	Tech Exchange: Call Center Broadband Signups - Solano County	Solano	\$93,250			12/14/2023	6/19/2026
366	Oakland Tech Exchange	Tech Exchange: Digital Literacy - Alameda County Housing Sites	Alameda	\$104,395	\$96,309	\$96,309	12/14/2023	6/19/2026
367	Oakland Tech Exchange	Tech Exchange: Digital Literacy - Alameda County Libraries	Alameda	\$104,395	\$65,304	\$65,304	12/14/2023	6/19/2026
368	Oakland Tech Exchange	Tech Exchange: Digital Literacy - Intermediate & Remote Workshops	Greater Bay Area	\$95,400			11/27/2024	6/19/2027
369	Oakland Tech Exchange	Tech Exchange: Digital Literacy - San Mateo County Housing Sites	San Mateo	\$104,395	\$25,494	\$25,494	12/14/2023	6/19/2026

	Recipient	Project	Location	Grant Amount	Payments in 2024	Total Paid	Award Date	Completion Date or Expected
370	Oakland Tech Exchange	Tech Exchange: Digital Literacy - San Mateo County Libraries	San Mateo	\$104,395	\$18,000	\$18,000	12/14/2023	6/19/2026
371	Oakland Tech Exchange	Tech Exchange: Digital Literacy - Solano County Housing Sites	Solano	\$104,395	\$71,005	\$71,005	12/14/2023	6/19/2026
372	Oakland Tech Exchange	Tech Exchange: Digital Literacy - Solano County Libraries	Solano	\$104,395	\$40,000	\$40,000	12/14/2023	6/19/2026
373	Oakland Tech Exchange	Tech Exchange: Oakland Broadband Access at the TechHub 2023-24	Alameda	\$150,000	\$149,915	\$149,915	12/14/2023	8/31/2024
374	Oakland Tech Exchange	Tech Exchange: Oakland Broadband Access at the TechHub 2024-25	Alameda	\$150,000			11/27/2024	6/19/2027
375	Oakland Tech Exchange	TEEx: Alameda Co/ Libraries DL - English	Alameda	\$104,395			11/27/2024	6/19/2027
376	Oakland Tech Exchange	TEEx: Alameda Co/ Libraries DL - Other	Alameda	\$104,395			11/27/2024	6/19/2027
377	Oakland Tech Exchange	TEEx: Alameda Co/ Libraries DL - Spanish	Alameda	\$104,395			11/27/2024	6/19/2027
378	Oakland Tech Exchange	TEEx: Alameda Co/ Nonprofit Partner Sites DL	Alameda	\$104,395			11/27/2024	6/19/2027
379	Oakland Tech Exchange	TEEx: Alameda Co/ Oakland School Sites DL - English	Alameda	\$104,395			11/27/2024	6/19/2027
380	Oakland Tech Exchange	TEEx: Alameda Co/ Oakland School Sites DL - Spanish & Other	Alameda	\$104,395			11/27/2024	6/19/2027
381	Oakland Tech Exchange	TEEx: Alameda Co/ Oakland TechHub DL - English	Alameda	\$104,395			11/27/2024	6/19/2027
382	Oakland Tech Exchange	TEEx: Alameda Co/ Oakland TechHub DL - Other	Alameda	\$104,395			11/27/2024	6/19/2027

	Recipient	Project	Location	Grant Amount	Payments in 2024	Total Paid	Award Date	Completion Date or Expected
383	Oakland Tech Exchange	TEEx: Alameda Co/ Oakland TechHub DL - Spanish	Alameda	\$104,395			11/27/2024	6/19/2027
384	Oakland Tech Exchange	TEEx: Alameda Co/ Public Housing Sites DL	Alameda	\$104,395			11/27/2024	6/19/2027
385	Oakland Tech Exchange	TEEx: Contra Costa Co - East/ Nonprofit Partner Sites DL	Contra Costa	\$104,395			11/27/2024	6/19/2027
386	Oakland Tech Exchange	TEEx: Contra Costa Co - West/ Nonprofit Partner Sites DL	Contra Costa	\$104,395			11/27/2024	6/19/2027
387	Oakland Tech Exchange	TEEx: Contra Costa Co/ Libraries DL - English	Contra Costa	\$104,395			11/27/2024	6/19/2027
388	Oakland Tech Exchange	TEEx: Contra Costa Co/ Libraries DL - Spanish & Other	Contra Costa	\$104,395			11/27/2024	6/19/2027
389	Oakland Tech Exchange	TEEx: Contra Costa Co/ School Sites DL - English	Contra Costa	\$104,395			11/27/2024	6/19/2027
390	Oakland Tech Exchange	TEEx: Contra Costa Co/ School Sites DL - Spanish & Other	Contra Costa	\$104,395			11/27/2024	6/19/2027
391	Oakland Tech Exchange	TEEx: San Francisco/ Libraries DL - English	San Francisco	\$104,395			11/27/2024	6/19/2027
392	Oakland Tech Exchange	TEEx: San Francisco/ Libraries DL - Spanish	San Francisco	\$104,395			11/27/2024	6/19/2027

	Recipient	Project	Location	Grant Amount	Payments in 2024	Total Paid	Award Date	Completion Date or Expected
393	Oakland Tech Exchange	TEEx: San Francisco/ Nonprofit Partner Sites DL	San Francisco	\$104,395			11/27/2024	6/19/2027
394	Oakland Tech Exchange	TEEx: San Mateo Co/ DL - English	San Mateo	\$104,395			11/27/2024	6/19/2027
395	Oakland Tech Exchange	TEEx: San Mateo Co/ DL - Spanish & Other	San Mateo	\$104,395			11/27/2024	6/19/2027
396	Oakland Tech Exchange	TEEx: Santa Clara Co/ Other Cities DL	Santa Clara	\$104,395			11/27/2024	6/19/2027
397	Oakland Tech Exchange	TEEx: Santa Clara Co/ San Jose DL	Santa Clara	\$104,395			11/27/2024	6/19/2027
398	Oakland Tech Exchange	TEEx: Solano Co/ DL - English	Solano	\$104,395			11/27/2024	6/19/2027
399	Oakland Tech Exchange	TEEx: Solano Co/ DL - Spanish & Other	Solano	\$104,395			11/27/2024	6/19/2027
400	Oakland Technology and Education Center	Leveling Up: Storytelling through Games, AI, & AR (A Community, Public School, and Public Library Collaboration)	Alameda, Contra Costa	\$67,489			11/27/2024	6/6/2027
401	Oakland Unified School District	Get Connected Oakland- OUSD District 1 High Schools	Alameda	\$8,737		\$5,833	7/12/2019	12/31/2020
402	Oakland Unified School District	Get Connected Oakland- OUSD District 2 High Schools	Alameda	\$9,854		\$7,953	7/12/2019	12/31/2020
403	Oakland Unified School District	Get Connected Oakland- OUSD District 3 High Schools	Alameda	\$3,171		\$2,377	7/12/2019	12/31/2020

	Recipient	Project	Location	Grant Amount	Payments in 2024	Total Paid	Award Date	Completion Date or Expected
404	Oakland Unified School District	Get Connected Oakland- OUSD District 5 High Schools	Alameda	\$47,655		\$36,738	12/31/2018	6/30/2020
405	Oakland Unified School District	Get Connected Oakland- OUSD District 6 High Schools	Alameda	\$47,655		\$36,238	12/31/2018	6/30/2020
406	Oakland Unified School District	Get Connected Oakland- OUSD District 7 High Schools	Alameda	\$47,647		\$34,930	12/31/2018	6/30/2020
407	Opportunity Junction	Technology Center	Contra Costa	\$39,243		\$39,243	12/31/2018	4/18/2022
408	Parent Institute for Quality Education (PIQE)	Fresno Coalition for Digital Inclusion: PIQE Project	Fresno	\$144,000	\$143,999	\$143,999	9/23/2022	3/26/2025
409	Parent University	Parent University: California	Statewide	\$1,001,697			6/20/2024	12/24/2026
410	Parent, Family Engagement and Community Services, Inc.	Community Digital Literacy	Los Angeles	\$82,890		\$65,201	12/31/2019	10/31/2023
411	Parent, Family Engagement and Community Services, Inc.	El Monte, CA Community Digital Literacy	Los Angeles	\$52,028		\$22,603	12/31/2019	12/31/2022
412	Parent, Family Engagement and Community Services, Inc.	Fullerton, CA Community Digital Literacy	Orange	\$52,028		\$40,653	12/31/2019	12/31/2022
413	Parent, Family Engagement and Community Services, Inc.	Montebello, CA Community Digital Literacy	Los Angeles	\$52,028		\$37,723	12/31/2019	12/31/2022
414	Parent, Family Engagement and Community Services, Inc.	Wilmington, CA Community Digital Literacy	Los Angeles	\$52,028		\$48,070	12/31/2019	12/31/2022
415	Prosperity Lab	Digital Equity Lab	Santa Clara	\$80,113	\$72,030	\$72,030	9/23/2022	4/20/2025
416	Prosperity Lab	DIGITAL EQUITY LAB	Santa Clara, San Mateo, Monterrey	\$148,965			11/27/2024	5/1/2027
417	Reading and Beyond	RaB Broadband Access (Mosqueda)	Fresno	\$40,472		\$27,967	12/31/2018	8/31/2022



	Recipient	Project	Location	Grant Amount	Payments in 2024	Total Paid	Award Date	Completion Date or Expected
418	Reading and Beyond	RaB Broadband Access 1.0 (N Location)	Fresno	\$40,472		\$8,897	12/31/2018	8/31/2022
419	Reading and Beyond	RaB Digital Literacy 1.0 (Mosqueda)	Fresno	\$73,639		\$7,306	12/31/2018	8/31/2022
420	Reading and Beyond	RaB Digital Literacy 1.0 (N Location)	Fresno	\$73,639		\$7,944	12/31/2018	8/31/2022
421	REDWOOD CITY LIBRARY FOUNDATION	DLP/Redwood City Main Library	San Mateo	\$79,488		\$34,410	7/12/2019	12/31/2022
422	REDWOOD CITY LIBRARY FOUNDATION	Redwood City Main Library	San Mateo	\$22,747		\$18,697	7/12/2019	12/31/2022
423	Riverside County Information Technology Services	Central Riverside County ACP Outreach Call Center Project	Riverside	\$150,000	\$89,123	\$89,123	11/16/2023	5/16/2026
424	Riverside County Information Technology Services	Eastern Riverside County ACP Outreach Call Center Project	Riverside	\$150,000	\$60,469	\$60,469	11/16/2023	5/16/2026
425	Riverside County Information Technology Services	Northwestern Riverside County ACP Outreach Call Center Project	Riverside	\$150,000	\$70,360	\$70,360	11/16/2023	5/16/2026
426	Riverside County Information Technology Services	Southern Riverside County ACP Outreach Call Center Project	Riverside	\$150,000	\$76,683	\$76,683	11/16/2023	5/16/2026
427	Sacramento Chinese Community Service Center (SCCSC)	Community Digital Empowerment Initiative - Del Paso Heights	Sacramento	\$115,000			6/12/2024	12/24/2026
428	Sacramento Chinese Community Service Center (SCCSC)	Community Digital Empowerment Initiative - Foothill Farms	Sacramento	\$115,000			6/12/2024	12/24/2026
429	Sacramento Chinese Community Service Center (SCCSC)	Community Digital Empowerment Initiative - Fruitridge Pocket	Sacramento	\$115,000			6/12/2024	12/24/2026

	Recipient	Project	Location	Grant Amount	Payments in 2024	Total Paid	Award Date	Completion Date or Expected
430	Sacramento Chinese Community Service Center (SCCSC)	Community Digital Empowerment Initiative - Hagginwood	Sacramento	\$115,000			6/12/2024	12/24/2026
431	Sacramento Chinese Community Service Center (SCCSC)	Community Digital Empowerment Initiative - Lemon Hill	Sacramento	\$115,000			6/12/2024	12/24/2026
432	Sacramento Chinese Community Service Center (SCCSC)	Community Digital Empowerment Initiative - McClellan Park	Sacramento	\$115,000			6/12/2024	12/24/2026
433	Sacramento Chinese Community Service Center (SCCSC)	Community Digital Empowerment Initiative - Meadowview	Sacramento	\$115,000			6/12/2024	12/24/2026
434	Sacramento Chinese Community Service Center (SCCSC)	Community Digital Empowerment Initiative - North Highlands	Sacramento	\$115,000			6/12/2024	12/24/2026
435	Sacramento Chinese Community Service Center (SCCSC)	Community Digital Empowerment Initiative - Parkway	Sacramento	\$115,000			6/12/2024	12/24/2026
436	Sacramento Chinese Community Service Center (SCCSC)	Community Digital Empowerment Initiative - Rio Linda	Sacramento	\$115,000			6/12/2024	12/24/2026
437	Sacramento Chinese Community Service Center (SCCSC)	Community Digital Empowerment Initiative - Robla	Sacramento	\$115,000			6/12/2024	12/24/2026
438	Sacramento Chinese Community Service Center (SCCSC)	Community Digital Empowerment Initiative - Rosemont	Sacramento	\$ 115,000			6/12/2024	12/24/2026
439	Sacramento Zoroastrian Association	Sacramento Zoroastrian Association DL	Sacramento	\$149,099	\$29,653	\$29,653	11/16/2023	5/27/2026
440	Sacred Heart Community Service	Digital Inclusion- Literacy workshops	Santa Clara	\$147,000			4/3/2023	10/3/2025
441	Sacred Heart Community Service	Sacred Heart Community Service BA	Santa Clara	\$227,850			12/14/2023	6/16/2026

	Recipient	Project	Location	Grant Amount	Payments in 2024	Total Paid	Award Date	Completion Date or Expected
442	San Diego Association of Governments (SANDAG)	SANDAG Get Connected Program	San Diego	\$150,000			9/23/2022	4/4/2025
443	San Diego Futures Foundation	SDFD Digital Literacy Program	San Diego	\$98,992		\$82,596	7/12/2019	12/31/2022
444	Santa Barbara Partners in Education	Santa Barbara Partners in Education Computers for Families	Santa Barbara	\$108,000	\$22,036	\$22,036	11/16/2023	5/30/2026
445	Satellite Affordable Housing Associates	Satellite St. Andrew's Manor, LLC, and 3268 San Pablo, LP	Alameda	\$50,000	\$20,181	\$30,203	9/23/2022	3/26/2025
446	ScholarMatch	Project Connect	San Francisco	\$94,963		\$94,963	12/31/2018	6/30/2020
447	Self-Help Enterprises (SHE)	Almond Court	San Joaquin	\$22,325		\$12,072	7/12/2019	12/22/2022
448	Self-Help Enterprises (SHE)	Goshen Village	Tulare	\$32,251		\$22,328	7/12/2019	12/22/2022
449	Self-Help Enterprises (SHE)	Parksdale Village 2	Madera	\$26,579		\$16,146	7/12/2019	12/22/2022
450	Self-Help Enterprises (SHE)	Sand Creek	Tulare	\$30,833		\$18,120	7/12/2019	12/22/2022
451	Senior Coastsiders	Coastside Digital Literacy Program	San Mateo	\$43,410			11/27/2024	6/10/2027
452	Shelter Care Resources	Shelter Care Resources DL	Ventura	\$72,564	\$4,565	\$4,565	11/16/2023	5/16/2026
453	Sigma Beta Xi, Inc.	Digital Divide Outreach	Riverside	\$59,883		\$59,883	12/31/2019	6/30/2023
454	SoLa I CAN Foundation	SURGE: Technology & Entrepreneurship Development Center	Los Angeles	\$ 82,750	\$32,053	\$49,383	9/11/2020	7/31/2023
455	SoLa I CAN Foundation	SURGE: Technology & Entrepreneurship Development Center	Los Angeles	\$87,081	\$52,346	\$73,596	9/11/2020	7/31/2023
456	South Bay Center for Counseling	Digital Dreamers Program	Los Angeles	\$95,288	\$23,399	\$23,399	11/16/2023	5/17/2026
457	Southeast Community Development Corporation	Barrio Action Tech Center - Broadband Access	Los Angeles	\$41,650	\$41,650	\$41,650	6/5/2020	12/31/2023
458	Southeast Community Development Corporation	Barrio Action Tech Center - Digital Literacy	Los Angeles	\$72,640			6/5/2020	12/31/2024
459	Southeast Community Development Corporation	Bell Gardens Tech Center- Broadband Access	Los Angeles	\$41,650		\$41,097	6/5/2020	6/30/2022

	Recipient	Project	Location	Grant Amount	Payments in 2024	Total Paid	Award Date	Completion Date or Expected
460	Southeast Community Development Corporation	Bell Gardens Tech Center-Digital Literacy	Los Angeles	\$72,640		\$72,640	6/5/2020	6/30/2022
461	Southeast Community Development Corporation	Bell Tech Center-Broadband	Los Angeles	\$12,685		\$12,685	12/31/2018	6/30/2021
462	Southeast Community Development Corporation	Bell Tech Center-Digital Literacy	Los Angeles	\$83,466		\$83,466	12/31/2018	6/30/2021
463	Southeast Community Development Corporation	Cudahy Tech Center - Broadband Access	Los Angeles	\$41,650		\$29,138	6/5/2020	6/30/2022
464	Southeast Community Development Corporation	Cudahy Tech Center - Digital Literacy	Los Angeles	\$72,640		\$72,640	6/5/2020	6/30/2022
465	Southeast Community Development Corporation	Whittier Tech Center-Broadband Access	Los Angeles	\$12,685		\$12,685	12/31/2018	6/30/2021
466	Southeast Community Development Corporation	Whittier Tech Center-Digital Literacy	Los Angeles	\$83,466		\$77,708	12/31/2018	6/30/2021
467	Southside Senior Services Inc.	Digital Literacy Class and Computer Assistance at The Little House	Tuolumne	\$19,822			11/16/2023	6/1/2026
468	Southside Senior Services Inc.	Free Public Wi-Fi at The Little House	Tuolumne	\$61,160			11/16/2023	6/1/2026
469	Southwest Community Corporation/IT Bookman	I.T. Bookman Community Center Digital Literacy Program	San Francisco	\$45,460	\$32,934	\$44,299	4/3/2023	10/25/2025
470	Tabernacle Community Development Corporation	Westside Courts Digital Bridge	San Francisco	\$18,850	\$2,748	\$11,314	7/12/2019	1/12/2023
471	Tech Exchange (fiscally sponsored by Oakland Public Education Fund)	Tech Exchange: Call Center Broadband Signups	Alameda	\$51,250		\$51,250	9/23/2022	7/31/2023
472	Tech Exchange (fiscally sponsored by Oakland Public Education Fund)	Tech Exchange: Contra Costa County Digital Literacy- CCC Library	Contra Costa	\$76,000	\$46,000	\$76,000	4/3/2023	8/31/2024
473	Tech Exchange (fiscally sponsored by Oakland Public Education Fund)	Tech Exchange: Contra Costa County Digital Literacy- Community Sites	Contra Costa	\$76,000	\$46,000	\$76,000	4/3/2023	8/31/2024

	Recipient	Project	Location	Grant Amount	Payments in 2024	Total Paid	Award Date	Completion Date or Expected
474	Tech Exchange (fiscally sponsored by Oakland Public Education Fund)	Tech Exchange: Oakland Broadband Access at the Tech Hub	Alameda	\$116,000		\$112,820	9/23/2022	5/15/2023
475	Tech Exchange (fiscally sponsored by Oakland Public Education Fund)	Tech Exchange: Oakland Digital Literacy	Alameda	\$77,700		\$77,700	9/23/2022	9/30/2023
476	Tech Exchange (fiscally sponsored by Oakland Public Education Fund)	Tech Exchange: San Francisco Digital Literacy-Community Sites	San Francisco	\$38,039		\$15,000	4/3/2023	10/11/2025
477	Tech Exchange (fiscally sponsored by Oakland Public Education Fund)	Tech Exchange: San Francisco Digital Literacy-SF Public Library	San Francisco	\$38,039	\$23,039	\$38,039	4/3/2023	3/1/2024
478	Tech Exchange (fiscally sponsored by Oakland Public Education Fund)	Tech Exchange: San Jose Digital Literacy	Santa Clara	\$135,400	\$23,850	\$89,608	9/23/2022	4/13/2025
479	Tech Exchange (fiscally sponsored by Oakland Public Education Fund)	Tech Hub	Alameda	\$97,750		\$97,750	12/31/2018	9/30/2021
480	Thai Community Development Center	Advancing Tech Equity	Los Angeles	\$150,000			4/27/2023	11/1/2025
481	The San Jose Public Library Foundation	Access San Jose	Santa Clara	\$46,320		\$46,320	9/11/2020	4/1/2022
482	The San Jose Public Library Foundation	Access San Jose	Santa Clara	\$68,803	\$7,514	\$63,745	9/11/2020	6/30/2023
483	United Way of Merced	Advancing Digital Inclusion in Merced County	Merced	\$131,774			5/7/2024	11/22/2026
484	United Ways of California	Connecting Californians to Affordable, High-Speed Internet	Statewide	\$1,414,725		\$391,111	9/12/2019	5/30/2024
485	Vermont Slauson Local Development Corporation	VSEDC Digital Project	Los Angeles	\$56,798		\$18,323	6/5/2020	12/5/2023
486	Vietnamese American Community Center of the East Bay (VACCEB)	Digital Equity @ VACCEB	Alameda	\$149,595			11/27/2024	5/27/2027

	Recipient	Project	Location	Grant Amount	Payments in 2024	Total Paid	Award Date	Completion Date or Expected
487	Vietnamese American Community Center of the East Bay (VACCEB)	Vietnamese Community Digital Equity	Alameda	\$109,081		\$93,600	3/19/2019	12/1/2021
488	Vietnamese Family Services Center	Vietnamese Internet Communication Technology (VICT) Project	San Francisco	\$77,700	\$15,269	\$15,269	11/16/2023	5/18/2026
489	VIETNAMESE VOLUNTARY FOUNDATION	VIVO Computer Training for Broadband Access	Santa Clara	\$64,793		\$50,519	9/11/2020	1/31/2023
490	VIETNAMESE VOLUNTARY FOUNDATION	VIVO Digital Literacy Program	Santa Clara	\$45,747			5/7/2024	11/11/2026
491	VietRISE	VietRISE Technology Library Program	Orange	\$149,851	\$19,379	\$19,379	11/16/2023	5/29/2026
492	Vivalon	Vivalon Talking Tech	Marin	\$130,603	\$55,321	\$55,321	9/23/2022	3/27/2025
493	Westside Family Preservation Services Network	Fresno Coalition for Digital Inclusion: Westside Family Preservation Services Network Project	Fresno	\$133,500		\$11,790	4/27/2023	10/28/2025
494	Wintriss Technical Schools Inc. dba The League of Amazing Programmers	Gen-Connect Digital Literacy Project	San Diego	\$53,584			9/11/2020	3/11/2024
495	WISE & Healthy Aging	WISE Connections	Los Angeles	\$99,452	\$11,495	\$64,638	6/3/2021	4/30/2024
496	Women's Audio Mission	Girls on the Mic: Digital Literacy & Creative Technology Training	Greater Bay Area	\$99,803			11/16/2023	5/16/2026
497	Women's Audio Mission	Girls on the Mic: Digital Literacy & Technology Training for Girls	Alameda	\$77,550		\$77,550	12/31/2018	3/1/2021
498	YMCA of Greater Long Beach ò Community Development	Youth Institute - Tech Tutor	Los Angeles	\$62,335		\$53,483	7/12/2019	6/1/2022
			<b>Totals:</b>	<b>\$56,467,358</b>	<b>\$3,565,979</b>	<b>\$15,720,920</b>		

## Attachment E: Adoption Account Digital Literacy Projects Status as of December 31<sup>st</sup>, 2024

Note: All Digital Literacy projects listed are those approved since inception in 2018 up to December 31, 2024. Grantees were requested to report to the CPUC the expected benefits of each project up to and including CY 2024.

	Recipient	Project	Assumed Project Start Date*	Status	Number of New Broadband Subscriptions	Number of People Who Have Completed Training	Number of Projected Subscriptions per Project	Number of Projected Participants per Project
1	American GI Forum Education Foundation of Santa Maria, CA	CEP Digital Literacy, San Luis Obispo County	11/20/2023	Ongoing		39	30	100
2	American GI Forum Education Foundation of Santa Maria, CA	CEP Digital Literacy, Ventura County	11/20/2023	Ongoing	14	171	50	204
3	American GI Forum Education Foundation of Santa Maria, CA	Connect, Communicate, Color Your World! - CEP Schools, Santa Barbara County	11/20/2023	Ongoing	10	127	30	200
4	Anza Electric Cooperation, Inc.	Anza Electric Cooperative, Inc. Public Broadband Education Program	4/25/2023	Ongoing		79	45	75
5	Area 1 Agency on Aging	Digital Connections	5/22/2024	Ongoing				80
6	Ashby Village	Digital Literacy Project for Older Adults in Alameda & Contra Costa Counties	6/4/2024	Ongoing		14		280
7	Binational of Central California	Digital Inclusion for Fresno and Madera Farmworking Communities	6/6/2024	Ongoing		79		315
8	Black Men Speak & Men of Color	Digital Health Program	10/4/2022	Completed	18	68	25	100



	Recipient	Project	Assumed Project Start Date*	Status	Number of New Broadband Subscriptions	Number of People Who Have Completed Training	Number of Projected Subscriptions per Project	Number of Projected Participants per Project
9	Black Men Speak & Men of Color	Digital Health Program	12/3/2023	Ongoing			25	100
10	Build Hope Inc	Bridging The Digital Divide For Los Angeles Affordable Housing Residents - Gonzague Village	4/3/2023	Ongoing			25	80
11	Build Hope Inc	Bridging The Digital Divide For Los Angeles Affordable Housing Residents - Imperial Courts	4/3/2023	Ongoing			35	160
12	Build Hope Inc	Bridging The Digital Divide For Los Angeles Affordable Housing Residents - Jordon Downs	4/3/2023	Ongoing			40	176
13	Build Hope Inc	Bridging The Digital Divide For Los Angeles Affordable Housing Residents Nickerson	4/3/2023	Ongoing			20	224
14	Building A Generation	Digital Empowerment Program (DEP)	11/21/2023	Ongoing		332	135	315
15	Burbank Housing Management Corporation	Senior Connection Initiative - Bell Manor Sr. Apartments.	6/3/2021	Ongoing		50	15	50
16	Burbank Housing Management Corporation	Senior Connection Initiative - Cabernet Sr. Apartments	6/3/2021	Ongoing		5	2	10
17	Burbank Housing Management Corporation	Senior Connection Initiative - Charles Street Village	6/3/2021	Ongoing		24	8	30

	Recipient	Project	Assumed Project Start Date*	Status	Number of New Broadband Subscriptions	Number of People Who Have Completed Training	Number of Projected Subscriptions per Project	Number of Projected Participants per Project
18	Burbank Housing Management Corporation	Senior Connection Initiative - Fitch Mt. Sr. Apartments.	6/3/2021	Ongoing		40	5	40
19	Burbank Housing Management Corporation	Senior Connection Initiative - Oak Ridge Sr. Apartments	6/3/2021	Ongoing		20	5	20
20	Burbank Housing Management Corporation	Senior Connection Initiative - Park Land Sr. Apartments	6/3/2021	Ongoing		13	3	15
21	Burbank Housing Management Corporation	Senior Connection Initiative - Sonoma Creek Sr. Apartments	6/3/2021	Ongoing		15	5	20
22	Burbank Housing Management Corporation	Senior Connection Initiative - Village Green Sr. Apartments	6/3/2021	Completed		12	5	20
23	Burbank Housing Management Corporation	Senior Connection Initiative - Vinecrest Sr. Apartments.	6/3/2021	Completed		35	10	35
24	California Emerging Technology Fund	Get Connected! DigitalLearn - Pacific Coast	12/15/2023	Ongoing			200	200
25	California Emerging Technology Fund	Get Connected! DigitalLearn - Riverside County	12/15/2023	Ongoing			200	200
26	California Emerging Technology Fund	Get Connected! DigitalLearn - South Bay and Gateway Cities of Los Angeles County	12/15/2023	Ongoing			200	200
27	California State University, Fresno Foundation	Fresno State Parent University - Del Norte County	10/21/2022	Ongoing			30	300
28	California State University, Fresno Foundation	Fresno State Parent University - FRESNO COUNTY	12/31/2018	Completed	125	172	40	160
29	California State University, Fresno Foundation	Fresno State Parent University - FRESNO COUNTY	6/5/2020	Ongoing		386	30	240

	Recipient	Project	Assumed Project Start Date*	Status	Number of New Broadband Subscriptions	Number of People Who Have Completed Training	Number of Projected Subscriptions per Project	Number of Projected Participants per Project
30	California State University, Fresno Foundation	Fresno State Parent University - Glenn County	10/21/2022	Ongoing			30	300
31	California State University, Fresno Foundation	Fresno State Parent University - Humboldt County	10/21/2022	Ongoing			30	300
32	California State University, Fresno Foundation	Fresno State Parent University - Imperial County	10/21/2022	Ongoing		117	30	300
33	California State University, Fresno Foundation	Fresno State Parent University - KERN COUNTY	12/31/2018	Completed		210	40	160
34	California State University, Fresno Foundation	Fresno State Parent University - KERN COUNTY	6/5/2020	Ongoing		410	30	240
35	California State University, Fresno Foundation	Fresno State Parent University - KINGS COUNTY	12/31/2018	Completed		188	40	160
36	California State University, Fresno Foundation	Fresno State Parent University - KINGS COUNTY	6/5/2020	Ongoing		139	30	240
37	California State University, Fresno Foundation	Fresno State Parent University - Lake County	10/21/2022	Ongoing			30	300
38	California State University, Fresno Foundation	Fresno State Parent University - MADERA COUNTY	12/31/2018	Ongoing		36	40	160
39	California State University, Fresno Foundation	Fresno State Parent University - MADERA COUNTY	6/5/2020	Ongoing			30	240

	Recipient	Project	Assumed Project Start Date*	Status	Number of New Broadband Subscriptions	Number of People Who Have Completed Training	Number of Projected Subscriptions per Project	Number of Projected Participants per Project
40	California State University, Fresno Foundation	Fresno State Parent University - MARIPOSA COUNTY	6/5/2020	Ongoing			30	240
41	California State University, Fresno Foundation	Fresno State Parent University - MERCED COUNTY	12/31/2018	Ongoing		48	40	160
42	California State University, Fresno Foundation	Fresno State Parent University - MERCED COUNTY	6/5/2020	Ongoing			30	240
43	California State University, Fresno Foundation	Fresno State Parent University - MONTEREY COUNTY	6/5/2020	Ongoing		40	30	240
44	California State University, Fresno Foundation	Fresno State Parent University - SAN BENITO COUNTY	6/5/2020	Ongoing		3	30	240
45	California State University, Fresno Foundation	Fresno State Parent University - SAN JOAQUIN COUNTY	12/31/2018	Ongoing		32	40	160
46	California State University, Fresno Foundation	Fresno State Parent University - SAN JOAQUIN COUNTY	6/5/2020	Ongoing		77	30	240
47	California State University, Fresno Foundation	Fresno State Parent University - SAN LUIS OBISPO COUNTY	6/5/2020	Ongoing		19	30	240
48	California State University, Fresno Foundation	Fresno State Parent University - Siskiyou County	10/21/2022	Ongoing			30	300
49	California State University, Fresno Foundation	Fresno State Parent University - STANISLAUS COUNTY	12/31/2018	Ongoing		76	40	160

	Recipient	Project	Assumed Project Start Date*	Status	Number of New Broadband Subscriptions	Number of People Who Have Completed Training	Number of Projected Subscriptions per Project	Number of Projected Participants per Project
50	California State University, Fresno Foundation	Fresno State Parent University - STANISLAUS COUNTY	6/5/2020	Ongoing			30	240
51	California State University, Fresno Foundation	Fresno State Parent University - Tehama County	10/21/2022	Ongoing			30	300
52	California State University, Fresno Foundation	Fresno State Parent University - Trinity County	10/21/2022	Ongoing			30	300
53	California State University, Fresno Foundation	Fresno State Parent University - TULARE COUNTY	12/31/2018	Ongoing		13	40	160
54	California State University, Fresno Foundation	Fresno State Parent University - TULARE COUNTY	6/5/2020	Ongoing		183	30	240
55	California State University, Fresno Foundation	Fresno State Parent University - TUOLUMNE COUNTY	6/5/2020	Ongoing		8	30	240
56	California Zoroastrian Center	CZC OC - Digital Literacy Program	6/6/2024	Ongoing				300
57	Canal Alliance	Canal Alliance Adult Education English as a Second Language Digital Literacy Program	9/27/2022	Ongoing		137	0	225
58	Canal Alliance	Canal District DL	12/26/2024	Ongoing			0	225
59	Catholic Charities of Los Angeles, Inc.	Digital Education Center	12/31/2018	Completed		311	250	250
60	Catholic Charities of Santa Clara County	FMCI&Oth DL	5/1/2023	Ongoing			23	288

	Recipient	Project	Assumed Project Start Date*	Status	Number of New Broadband Subscriptions	Number of People Who Have Completed Training	Number of Projected Subscriptions per Project	Number of Projected Participants per Project
61	Catholic Charities of Santa Clara County	WUYC Annex ESC DL	5/1/2023	Ongoing			21	267
62	Center for Elders' Independence	Digital Equity for Seniors-Berkeley	7/12/2019	Ongoing	33	96		96
63	Center for Elders' Independence	Digital Equity for Seniors-Concord	7/12/2019	Ongoing	29	78		78
64	Center for Elders' Independence	Digital Equity for Seniors-Guardian	7/12/2019	Ongoing	4	57		57
65	Center for Elders' Independence	Digital Equity for Seniors-Josie Barrow	7/12/2019	Ongoing	16	63		63
66	Center for Elders' Independence	Digital Equity for Seniors-San Leandro	7/12/2019	Ongoing	34	78		78
67	Center for Elders' Independence	Digital Equity for Seniors-San Pablo	7/12/2019	Ongoing	24	93		93
68	Chico State Enterprises: North State Planning and Development Collective	Digital Literacy for Workforce Development: English Language Learners	5/10/2023	Ongoing			0	528
69	Chico State Enterprises: North State Planning and Development Collective	Digital Literacy for Workforce Development: Justice Involved Individuals	5/10/2023	Ongoing			0	528
70	Christian Church Homes (CCH)	Beth Eden Housing	12/31/2019	Completed	16	20		33
71	Christian Church Homes (CCH)	Garfield Park Village	7/12/2019	Completed	5	6	38	58
72	Christian Church Homes (CCH)	JL Richard & Irene Cooper Terrace	12/31/2019	Completed	44	52		59

	Recipient	Project	Assumed Project Start Date*	Status	Number of New Broadband Subscriptions	Number of People Who Have Completed Training	Number of Projected Subscriptions per Project	Number of Projected Participants per Project
73	Christian Church Homes (CCH)	Percy Abrams & Sister Thea Bowman Manor	12/31/2019	Completed		7		53
74	Christian Church Homes (CCH)	Plaza De Las Flores	7/12/2019	Completed		56	53	80
75	Christian Church Homes (CCH)	Providence Senior Housing	7/12/2019	Completed		20	27	41
76	Christian Church Homes (CCH)	Roy C Nichols Housing	7/12/2019	Completed	4	5	6	10
77	Christian Church Homes (CCH)	Saint Mary's Garden	7/12/2019	Completed		39	46	69
78	Christian Church Homes (CCH)	Southlake	7/12/2019	Completed		39	60	92
79	City of Fresno, Department of Parks, After School, Recreation, and Community Services (PARCS)	Digital Literacy Education for Fresno Underserved Populations	12/18/2024	Ongoing			0	268
80	City of La Puente	La Puente Digital Empowerment Project: Building a Connected Community	1/8/2024	Ongoing			50	500
81	City of Lynwood	City of Lynwood DL	1/11/2024	Ongoing			75	850
82	City of Moreno Valley	Computer Confident MoVal (CC: MoVal)	4/10/2023	Ongoing			150	205
83	City Of Oakland Human Services Department	East Oakland Seniors Digital Inclusion	7/12/2019	Completed		38		56
84	City Of Oakland Human Services Department	West Oakland Seniors Digital Inclusion	7/12/2019	Completed		53		56



	Recipient	Project	Assumed Project Start Date*	Status	Number of New Broadband Subscriptions	Number of People Who Have Completed Training	Number of Projected Subscriptions per Project	Number of Projected Participants per Project
85	City of Ontario	City of Ontario DL	12/5/2023	Ongoing			5	25
86	City of San Leandro	San Leandro Main Library Digital Inclusion Program	6/3/2021	Completed	8	82	100	83
87	City of San Leandro	San Leandro Manor Branch Library Digital Inclusion Program	6/3/2021	Completed	4	56	50	56
88	City of South San Francisco	South San Francisco Digital Literacy Project	5/11/2020	Completed	12	165		135
89	City of Sunnyvale	Latino Digital Literacy-Bishop Elementary School	12/31/2018	Completed	36	78	50	125
90	City of Sunnyvale	Latino Digital Literacy-Columbia Middle School	12/31/2018	Completed	20	83	50	125
91	City of Sunnyvale	Latino Digital Literacy-Ellis Elementary School	12/31/2018	Completed	15	64	50	75
92	City of Sunnyvale	Latino Digital Literacy-Lakewood Elementary School	12/31/2018	Completed	18	33	50	75
93	City of Sunnyvale	Latino Digital Literacy-San Miguel Elementary School	12/31/2018	Completed	22	76	50	125
94	City of Sunnyvale	Latino Digital Literacy-Vargas Elementary School	12/31/2018	Completed	28	82	50	125
95	City of Vacaville	City of Vacaville DL	12/18/2024	Ongoing			0	192

	Recipient	Project	Assumed Project Start Date*	Status	Number of New Broadband Subscriptions	Number of People Who Have Completed Training	Number of Projected Subscriptions per Project	Number of Projected Participants per Project
96	COACHELLA VALLEY HOUSING COALITION	Computer Literacy & Technology Training - Pueblo Nuevo	12/31/2019	Completed	38	30		30
97	COACHELLA VALLEY HOUSING COALITION	Computer Literacy & Technology Training - Vila Hermosa	12/31/2019	Completed	40	40		40
98	Community Bridges	Bridging the Digital Divide	7/12/2019	Completed		80	40	80
99	Community Bridges	Community Bridges Digital Literacy Project	4/25/2023	Ongoing			32	80
100	Community Tech Network	East Bay Connected	12/4/2024	Ongoing			0	172
101	Community Tech Network	Solano County	12/4/2024	Ongoing			0	120
102	Compass Family Services	Compass Family Digital Inclusion	6/5/2020	Completed		65	0	70
103	Corporación ELE-L Corp	Science and Technology Education Enhancement Literacy Training (STEELT)	6/3/2024	Ongoing				90
104	County of Los Angeles, Internal Services Department	County of Los Angeles - Digital Navigator Program	5/18/2023	Ongoing		271	2000	7500
105	County of Sonoma - Human Services Department - West County Community Services	Bridging the Digital Gap Among Older Adults - Guerneville	6/3/2021	Ongoing		70		67
106	Curry Senior Center	Connected At Home	7/12/2019	Completed	54	95	66	72

	Recipient	Project	Assumed Project Start Date*	Status	Number of New Broadband Subscriptions	Number of People Who Have Completed Training	Number of Projected Subscriptions per Project	Number of Projected Participants per Project
107	Cyber-Seniors	Cyber-Seniors Connected Communities - California PSA 11	5/7/2024	Ongoing			24	240
108	Cyber-Seniors	Cyber-Seniors Connected Communities - California PSA 12	5/7/2024	Ongoing			18	180
109	Cyber-Seniors	Cyber-Seniors Connected Communities - California PSA 13	5/7/2024	Ongoing			18	180
110	Cyber-Seniors	Cyber-Seniors Connected Communities - California PSA 15	5/7/2024	Ongoing			18	180
111	Cyber-Seniors	Cyber-Seniors Connected Communities - California PSA 18	5/7/2024	Ongoing			24	240
112	Cyber-Seniors	Cyber-Seniors Connected Communities - California PSA 19	5/7/2024	Ongoing			30	300
113	Cyber-Seniors	Cyber-Seniors Connected Communities - California PSA 2	5/7/2024	Ongoing			18	180
114	Cyber-Seniors	Cyber-Seniors Connected Communities - California PSA 20	5/7/2024	Ongoing			24	240
115	Cyber-Seniors	Cyber-Seniors Connected Communities - California PSA 23	5/7/2024	Ongoing			30	300
116	Cyber-Seniors	Cyber-Seniors Connected Communities - California PSA 25	5/7/2024	Ongoing			30	300

	Recipient	Project	Assumed Project Start Date*	Status	Number of New Broadband Subscriptions	Number of People Who Have Completed Training	Number of Projected Subscriptions per Project	Number of Projected Participants per Project
117	Cyber-Seniors	Cyber-Seniors Connected Communities - California PSA 3	5/7/2024	Ongoing			18	180
118	Cyber-Seniors	Cyber-Seniors Connected Communities - California PSA 30	5/7/2024	Ongoing			18	180
119	Cyber-Seniors	Cyber-Seniors Connected Communities - California PSA 31	5/7/2024	Ongoing			18	180
120	Cyber-Seniors	Cyber-Seniors Connected Communities - California PSA 4	5/7/2024	Ongoing			30	300
121	Cyber-Seniors	Cyber-Seniors Tech Training Workshops - Chinatown Service Center	5/7/2024	Ongoing	22	7	120	300
122	Delivering Innovation in Supportive Housing (DISH), a Project of Tides	DISH Supportive Housing Digital Literacy Program-Camelot	9/11/2020	Completed		43		45
123	Delivering Innovation in Supportive Housing (DISH), a Project of Tides	DISH Supportive Housing Digital Literacy Program-Star	6/5/2020	Completed		39	0	45
124	Dev/Mission	Community Technology Associate (CTA) Digital Literacy Program - Bayview/Hunters Point	4/4/2023	Ongoing		5	0	45
125	Dev/Mission	Community Technology Associate (CTA) Digital Literacy Program - Hayes Valley/Fillmore	4/4/2023	Ongoing		7	0	90

	Recipient	Project	Assumed Project Start Date*	Status	Number of New Broadband Subscriptions	Number of People Who Have Completed Training	Number of Projected Subscriptions per Project	Number of Projected Participants per Project
126	Dev/Mission	Community Technology Associate (CTA) Digital Literacy Program - Mission District	4/4/2023	Ongoing		21	0	135
127	EAH Inc.	100 Kings Circle-Cloverdale	6/3/2021	Ongoing	80	52	10	65
128	EAH Inc.	100 Ned's Way-Tiburon	10/21/2021	Ongoing		40		50
129	EAH Inc.	1000 El Camino Real (Gateway Santa Clara)	10/7/2022	Completed		35	5	35
130	EAH Inc.	1101 Carver Road (Archway Commons I)	10/7/2022	Ongoing		27	5	30
131	EAH Inc.	1275 South Winery Avenue (Summer Park)	10/7/2022	Completed	1	51	5	50
132	EAH Inc.	1535 W. San Carlos Street-San Jose	6/3/2021	Ongoing		65	10	65
133	EAH Inc.	16170 Monterey Road-Morgan Hill	8/6/2021	Completed		26		39
134	EAH Inc.	164 N San Pedro Road-San Rafael	6/3/2021	Ongoing	5	44	10	60
135	EAH Inc.	1777 Newbury Drive-San Jose	6/3/2021	Ongoing		65	10	65
136	EAH Inc.	235 E. Dunne Avenue-Morgan Hill	6/3/2021	Ongoing	10	20	10	39
137	EAH Inc.	2738 Kollmar Avenue (Taylor Oaks)	10/7/2022	Completed		40	5	40
138	EAH Inc.	355 Race Street-San Jose	6/3/2021	Ongoing	40	65	10	65

	Recipient	Project	Assumed Project Start Date*	Status	Number of New Broadband Subscriptions	Number of People Who Have Completed Training	Number of Projected Subscriptions per Project	Number of Projected Participants per Project
139	EAH Inc.	37 Miwok Way-Mill Valley	10/21/2021	Completed	10	32		50
140	EAH Inc.	4838 East Laurel Ave. (Arbor Court)	10/7/2022	Ongoing		20	2	20
141	EAH Inc.	500 W. Linwood Ave Phase I (Avena Bella I)	10/7/2022	Ongoing		28	5	30
142	EAH Inc.	500 W. Linwood Ave Phase II (Avena Bella II)	10/7/2022	Ongoing		22	5	30
143	EAH Inc.	5004 Hartnett Ave. (Crescent Park)	10/7/2022	Ongoing		47	5	50
144	EAH Inc.	5450 DeMarcus Blvd. (Camellia Place)	10/7/2022	Ongoing		48	5	50
145	EAH Inc.	600 A Street P.O. Box 1055-Pt. Reyes Station	6/3/2021	Ongoing	10	19	10	24
146	EAH Inc.	605 Willow Road-Menlo Park	10/21/2021	Ongoing	2	35		59
147	EAH Inc.	638 21st Street -Oakland	8/6/2021	Completed	50	34		50
148	EAH Inc.	875 N. 10th Street (Cornerstone at Japantown)	10/7/2022	Completed		40	5	40
149	EAH Inc.	990 College Ave.-St. Helena	6/3/2021	Ongoing	15	30	10	65
150	EAH Inc.	Eastern Park Apartments Digital Literacy	6/3/2021	Completed		50	0	50
151	EAH Inc.	Estrella Vista	9/11/2020	Ongoing	10	53		65

	Recipient	Project	Assumed Project Start Date*	Status	Number of New Broadband Subscriptions	Number of People Who Have Completed Training	Number of Projected Subscriptions per Project	Number of Projected Participants per Project
152	EAH Inc.	Fellowship Plaza	9/11/2020	Completed	13	66		65
153	EAH Inc.	Mackey Terrace	9/11/2020	Completed	26	32		50
154	EAH Inc.	Markham Plaza I	9/11/2020	Ongoing	19	44		65
155	EAH Inc.	Markham Plaza II	9/11/2020	Ongoing	10	39		65
156	EAH Inc.	Town Park Towers Digital Literacy	6/3/2021	Completed		60		50
157	EAH Inc.	Western Park Apartments Digital Literacy	6/3/2021	Completed		50		50
158	Eden Housing, Inc.	Alta Mira Family	7/12/2019	Completed	12	48	72	67
159	Eden Housing, Inc.	Ashland Village	7/12/2019	Completed	19	24	101	77
160	Eden Housing, Inc.	Cambrian Center	7/12/2019	Completed	16	32	59	89
161	Eden Housing, Inc.	Central	10/4/2022	Ongoing		8		80
162	Eden Housing, Inc.	East Bluff	7/12/2019	Completed	25	29	71	75
163	Eden Housing, Inc.	Eden Issei Terrace	7/12/2019	Completed	30	56	36	55
164	Eden Housing, Inc.	Eden Lodge	7/12/2019	Completed	16	36	54	82
165	Eden Housing, Inc.	Eden Palms	7/12/2019	Completed	18	22	145	151



	Recipient	Project	Assumed Project Start Date*	Status	Number of New Broadband Subscriptions	Number of People Who Have Completed Training	Number of Projected Subscriptions per Project	Number of Projected Participants per Project
166	Eden Housing, Inc.	Estabrook Place	7/12/2019	Completed	17	18	23	35
167	Eden Housing, Inc.	Ford Road Plaza	7/12/2019	Completed	6	9	61	68
168	Eden Housing, Inc.	Fremont	10/4/2022	Ongoing		54		50
169	Eden Housing, Inc.	Hayward	10/4/2022	Ongoing		38		143
170	Eden Housing, Inc.	North Bay	10/4/2022	Ongoing		24		90
171	Eden Housing, Inc.	Rivertown Place	7/12/2019	Completed	6	14	65	57
172	Eden Housing, Inc.	San Diego	10/4/2022	Ongoing				150
173	Eden Housing, Inc.	San Jose	10/4/2022	Ongoing		26		118
174	Eden Housing, Inc.	Tri-Valley	10/4/2022	Ongoing		36		98
175	Eden Housing, Inc.	Virginia Lane	7/12/2019	Completed	20	31	69	71
176	Empowering Success now Also Known As Inland Empire Institute of Business and Technology	Bilingual Digital Literacy	12/31/2018	Completed		681	150	600
177	Empowering Success now Also Known As Inland Empire Institute of Business and Technology	Bilingual Digital Literacy Program	12/17/2024	Ongoing			125	315

	Recipient	Project	Assumed Project Start Date*	Status	Number of New Broadband Subscriptions	Number of People Who Have Completed Training	Number of Projected Subscriptions per Project	Number of Projected Participants per Project
178	EngAGE, Inc. (formerly More than Shelter for Seniors)	EngAGE in Digital Literacy - Cotton's Point Senior Apartments	6/5/2020	Completed		15		35
179	EngAGE, Inc. (formerly More than Shelter for Seniors)	EngAGE in Digital Literacy - Olivera Senior Apartments	6/5/2020	Ongoing		3		42
180	EngAGE, Inc. (formerly More than Shelter for Seniors)	EngAGE in Technology	9/11/2020	Ongoing		32		42
181	EngAGE, Inc. (formerly More than Shelter for Seniors)	EngAGE in Technology (Long Beach Senior Arts Colony)	9/11/2020	Ongoing		34		42
182	Episcopal Community Services of San Francisco	1180 4th Street: Digital Literacy in Supportive Housing	7/12/2019	Completed		23		40
183	Episcopal Community Services of San Francisco	Auburn and Minna-Lee: Digital Literacy in Supportive Housing	7/12/2019	Completed		30		30
184	Episcopal Community Services of San Francisco	The Alder: Digital Literacy in Supportive Housing	7/12/2019	Completed		31		45
185	Episcopal Community Services of San Francisco	The Crosby: Digital Literacy in Supportive Housing	7/12/2019	Completed		24		50
186	Episcopal Community Services of San Francisco	The Elm: Digital Literacy in Supportive Housing	7/12/2019	Completed		18		30
187	Episcopal Community Services of San Francisco	The Henry: Digital Literacy in Supportive Housing	7/12/2019	Completed		23		40

	Recipient	Project	Assumed Project Start Date*	Status	Number of New Broadband Subscriptions	Number of People Who Have Completed Training	Number of Projected Subscriptions per Project	Number of Projected Participants per Project
188	Episcopal Community Services of San Francisco	The Mentone: Digital Literacy in Supportive Housing	7/12/2019	Completed		20		40
189	Episcopal Community Services of San Francisco	The Rose and Hillsdale: Digital Literacy in Supportive Housing	7/12/2019	Completed		20		20
190	EveryoneOn	Digital Connections Bay Area	4/4/2023	Ongoing	27	149	56	150
191	EveryoneOn	Digital Connections Bay Area	11/30/2023	Ongoing	18	141	56	225
192	EveryoneOn	Digital Connections Central Los Angeles	4/4/2023	Ongoing	45	225	58	240
193	EveryoneOn	Digital Connections in Southeast Los Angeles (Los Angeles County)	5/15/2024	Ongoing	6	30	50	240
194	EveryoneOn	Digital Connections in the San Fernando Valley (Los Angeles County)	5/15/2024	Ongoing	12	60	30	180
195	EveryoneOn	Digital Connections in the San Gabriel Valley (Los Angeles County)	5/15/2024	Ongoing			30	180
196	EveryoneOn	Digital Connections Los Angeles	4/4/2023	Ongoing	42	210	42	210
197	EveryoneOn	EveryoneON East Bay DL	12/13/2024	Ongoing			0	150
198	EveryoneOn	Fresno County EveryoneON DL	12/12/2024	Ongoing			0	125
199	EveryoneOn	Kern County EveryoneON DL	12/13/2024	Ongoing			0	200

	Recipient	Project	Assumed Project Start Date*	Status	Number of New Broadband Subscriptions	Number of People Who Have Completed Training	Number of Projected Subscriptions per Project	Number of Projected Participants per Project
200	EveryoneOn	Opportunity Connect	9/11/2020	Completed	8	49		120
201	EveryoneOn	Opportunity Connect	9/11/2020	Completed	18	90		120
202	EveryoneOn	Opportunity Connect	6/3/2021	Completed	21	117	100	102
203	EveryoneOn	Opportunity Connect	6/5/2020	Completed	19	110	0	102
204	EveryoneOn	Opportunity Connection	12/31/2019	Completed		115		102
205	EveryoneOn	San Mateo County EveryoneON DL	12/13/2024	Ongoing			0	150
206	Felton Institute dba Family Service Agency of San Francisco	Expanding Digital Literacy for the Aging	6/3/2021	Ongoing		389	100	750
207	Felton Institute dba Family Service Agency of San Francisco	Expanding Digital Literacy for the Aging	10/5/2022	Ongoing	13	219	10	237
208	Felton Institute dba Family Service Agency of San Francisco	The Tech Squad: Connecting Our Disconnected Seniors	10/19/2020	Completed		443		500
209	First Community Housing	Access for All - Campbell	12/31/2019	Completed		8		50
210	First Community Housing	Access for All - Morgan Hill	12/31/2019	Completed		10		40
211	First Community Housing	Access for All - Mountain View	12/31/2019	Completed		12		15
212	First Community Housing	Access for All - Redwood City	12/31/2019	Completed		8		25

	Recipient	Project	Assumed Project Start Date*	Status	Number of New Broadband Subscriptions	Number of People Who Have Completed Training	Number of Projected Subscriptions per Project	Number of Projected Participants per Project
213	First Community Housing	Access for All - San Jose 1	12/31/2019	Completed		10		15
214	First Community Housing	Access for All - San Jose 2	12/31/2019	Completed		9		40
215	Geeks Without Frontiers	San Jose ON	12/11/2023	Completed		228	0	228
216	Go Public Schools Fresno	Fresno Coalition for Digital Inclusion: Go Public Schools Fresno Project	10/24/2022	Ongoing			30	315
217	Goodwill of Silicon Valley	Digital Inclusion Program	9/11/2020	Completed	200	354		480
218	Goodwill of the San Francisco Bay	Goodwill San Francisco Bay DL	12/18/2024	Ongoing			75	200
219	Great Beginnings for Black Babies, Inc.	GBBB Healthy Mom's and Babies Program	8/7/2023	Ongoing		10		360
220	Great Harvest Community Center	Adelanto Elementary District	10/3/2022	Ongoing		62	15	200
221	Great Harvest Community Center	Alta Loma District	10/3/2022	Ongoing		65	15	200
222	Great Harvest Community Center	Apple Valley Unified District	10/3/2022	Ongoing		67	15	200
223	Great Harvest Community Center	ARPA_29Palms_92277	11/17/2023	Ongoing			6	200
224	Great Harvest Community Center	ARPA_Adelanto_92301	11/17/2023	Ongoing			5	75
225	Great Harvest Community Center	ARPA_Apple Valley_92307-08	11/17/2023	Ongoing			2	23
226	Great Harvest Community Center	ARPA_Barstow_92311	11/17/2023	Ongoing			7	59

	Recipient	Project	Assumed Project Start Date*	Status	Number of New Broadband Subscriptions	Number of People Who Have Completed Training	Number of Projected Subscriptions per Project	Number of Projected Participants per Project
227	Great Harvest Community Center	ARPA_Big Bear City_92314	11/17/2023	Ongoing			10	126
228	Great Harvest Community Center	ARPA_Big Bear Lk_92315	11/17/2023	Ongoing			2	48
229	Great Harvest Community Center	ARPA_Chino Hills_91709	11/17/2023	Ongoing			10	195
230	Great Harvest Community Center	ARPA_Chino_91710	11/17/2023	Ongoing			8	121
231	Great Harvest Community Center	ARPA_Colton_92324	11/17/2023	Ongoing			9	166
232	Great Harvest Community Center	ARPA_Fontana_92335	11/17/2023	Ongoing			9	200
233	Great Harvest Community Center	ARPA_Fontana_92336	11/17/2023	Ongoing			9	200
234	Great Harvest Community Center	ARPA_Fontana_92337	11/17/2023	Ongoing			9	200
235	Great Harvest Community Center	ARPA_Hesperia_92345	11/17/2023	Ongoing			10	200
236	Great Harvest Community Center	ARPA_Highland_92346	11/17/2023	Ongoing			8	163
237	Great Harvest Community Center	ARPA_LomaLinda_92354	11/17/2023	Ongoing			4	116
238	Great Harvest Community Center	ARPA_Montclair_91763	11/17/2023	Ongoing			5	129
239	Great Harvest Community Center	ARPA_Ontario_91761	11/17/2023	Ongoing			5	200
240	Great Harvest Community Center	ARPA_Ontario_91762	11/17/2023	Ongoing			5	200
241	Great Harvest Community Center	ARPA_Ontario_91764	11/17/2023	Ongoing			8	173

	Recipient	Project	Assumed Project Start Date*	Status	Number of New Broadband Subscriptions	Number of People Who Have Completed Training	Number of Projected Subscriptions per Project	Number of Projected Participants per Project
242	Great Harvest Community Center	ARPA_RanchoCuc_91701	11/17/2023	Ongoing			1	44
243	Great Harvest Community Center	ARPA_RanchoCuc_91730	11/17/2023	Ongoing			1	44
244	Great Harvest Community Center	ARPA_RanchoCuc_91737	11/17/2023	Ongoing			1	44
245	Great Harvest Community Center	ARPA_RanchoCuc_91739	11/17/2023	Ongoing			1	44
246	Great Harvest Community Center	ARPA_Redlands_92373	11/17/2023	Ongoing			5	200
247	Great Harvest Community Center	ARPA_Rialto_92376	11/17/2023	Ongoing			7	149
248	Great Harvest Community Center	ARPA_Rialto_92377	11/17/2023	Ongoing			7	149
249	Great Harvest Community Center	ARPA_Snbrndo_92404	11/17/2023	Ongoing			5	113
250	Great Harvest Community Center	ARPA_Snbrndo_92405	11/17/2023	Ongoing			7	150
251	Great Harvest Community Center	ARPA_Snbrndo_92407	11/17/2023	Ongoing			7	150
252	Great Harvest Community Center	ARPA_Snbrndo_92408	11/17/2023	Ongoing			7	150
253	Great Harvest Community Center	ARPA_Snbrndo_92411	11/17/2023	Ongoing			7	150
254	Great Harvest Community Center	ARPA_Upland_91784	11/17/2023	Ongoing			5	73
255	Great Harvest Community Center	ARPA_Upland_91786	11/17/2023	Ongoing			5	72
256	Great Harvest Community Center	ARPA_Victorville_92392	11/17/2023	Ongoing			5	105



	Recipient	Project	Assumed Project Start Date*	Status	Number of New Broadband Subscriptions	Number of People Who Have Completed Training	Number of Projected Subscriptions per Project	Number of Projected Participants per Project
257	Great Harvest Community Center	ARPA_Victorville_92394	11/17/2023	Ongoing			5	100
258	Great Harvest Community Center	ARPA_Yucaipa_92399	11/17/2023	Ongoing			8	157
259	Great Harvest Community Center	ARPA_YuccaValley_92284	11/17/2023	Ongoing			8	140
260	Great Harvest Community Center	Barstow Unified District	10/3/2022	Ongoing		58	15	200
261	Great Harvest Community Center	Bear Valley Unified District	10/3/2022	Ongoing		65	15	200
262	Great Harvest Community Center	Central School District	10/3/2022	Ongoing		64	15	200
263	Great Harvest Community Center	Chaffey Joint Union High School	10/3/2022	Ongoing		59	15	200
264	Great Harvest Community Center	Chino Valley Unified District	10/3/2022	Ongoing			15	200
265	Great Harvest Community Center	Colton Joint Unified District	10/3/2022	Ongoing		63	15	200
266	Great Harvest Community Center	Cucamonga District	10/3/2022	Ongoing		59	15	200
267	Great Harvest Community Center	Etiwanda District	10/3/2022	Ongoing		56	15	200
268	Great Harvest Community Center	Fontana Unified District	10/3/2022	Ongoing		69	15	200
269	Great Harvest Community Center	Helendale District	10/3/2022	Ongoing		58	15	200
270	Great Harvest Community Center	Hesperia Unified District	10/3/2022	Ongoing		61	15	200
271	Great Harvest Community Center	Lucerne Valley Un District	10/3/2022	Ongoing		67	15	200

	Recipient	Project	Assumed Project Start Date*	Status	Number of New Broadband Subscriptions	Number of People Who Have Completed Training	Number of Projected Subscriptions per Project	Number of Projected Participants per Project
272	Great Harvest Community Center	Morongo Unified District	10/3/2022	Ongoing		69	15	200
273	Great Harvest Community Center	Mountain View District	10/3/2022	Ongoing		57	15	200
274	Great Harvest Community Center	Ontario-Montclair District	10/3/2022	Completed		71	15	200
275	Great Harvest Community Center	Oro Grande District	10/3/2022	Ongoing		60	15	200
276	Great Harvest Community Center	Redlands Unified District	10/3/2022	Ongoing		74	15	200
277	Great Harvest Community Center	Rialto Unified District	10/3/2022	Ongoing		68	15	200
278	Great Harvest Community Center	Rim of World Un District	10/3/2022	Ongoing		59	15	200
279	Great Harvest Community Center	San Bernardino City Un District	10/3/2022	Completed		200	15	200
280	Great Harvest Community Center	SBVC Valley College CalWORKs	10/3/2022	Completed		200	30	200
281	Great Harvest Community Center	Silver Valley Unified District	10/3/2022	Ongoing		61	15	200
282	Great Harvest Community Center	Snowline Joint Unified District	10/3/2022	Ongoing		61	15	200
283	Great Harvest Community Center	Upland Unified District	10/3/2022	Ongoing		71	15	200
284	Great Harvest Community Center	Victor Elementary District	10/3/2022	Ongoing		80	15	200
285	Great Harvest Community Center	Victor Valley Joint Un District	10/3/2022	Ongoing		76	15	200
286	Great Harvest Community Center	Yucaipa-Calimesa Joint District	10/3/2022	Ongoing		82	15	315

	Recipient	Project	Assumed Project Start Date*	Status	Number of New Broadband Subscriptions	Number of People Who Have Completed Training	Number of Projected Subscriptions per Project	Number of Projected Participants per Project
287	Hamilton Families	Family Digital Literacy	9/11/2020	Completed		56		70
288	Hamilton Families	Family Digital Literacy	9/11/2020	Completed		22		70
289	Hamilton Families	Family Digital Literacy	9/11/2020	Completed		24		70
290	Hartnell College	Digital Literacy in Castroville	12/31/2018	Completed		161	0	165
291	Hartnell College	Digital Literacy in King City	12/31/2018	Completed		268	0	165
292	HomeRise (Community Housing Partnership)	Hotel Essex: Digital Literacy in Supportive Housing	7/3/2020	Ongoing		13	20	40
293	HomeRise (Community Housing Partnership)	The Senator Hotel: Digital Literacy in Supportive Housing	6/5/2020	Ongoing		4	20	40
294	Housing Authority of the City of Fresno	Senior Bridges at Florence	5/13/2024	Ongoing			10	25
295	Housing Authority of the City of Fresno	Senior Linnaea Villas	5/13/2024	Ongoing			10	25
296	Housing Authority of the City of Fresno	Senior Marion Villas	5/13/2024	Ongoing			10	25
297	Housing Authority of the City of Fresno	Southeast Cedar Courts	4/10/2023	Ongoing			25	50
298	Housing Authority of the City of Fresno	Southwest Fresno - Legacy Commons	4/10/2023	Ongoing			25	50
299	Housing Authority of the City of Fresno	Tech Camp Senior Edition - County West	4/10/2023	Ongoing			10	40

	Recipient	Project	Assumed Project Start Date*	Status	Number of New Broadband Subscriptions	Number of People Who Have Completed Training	Number of Projected Subscriptions per Project	Number of Projected Participants per Project
300	Housing Authority of the City of Fresno	Youth Mariposa Commons	5/13/2024	Ongoing			10	30
301	Housing Authority of the City of Fresno	Youth Parc Grove Commons	5/13/2024	Ongoing			10	100
302	Housing Authority of the City of Fresno	Youth Solivita Commons	5/13/2024	Ongoing			10	30
303	Human Good: Piedmont Gardens	Piedmont Gardens Digital Literacy	7/9/2020	Ongoing		27	0	80
304	human-I-T	human-I-T Connect (130 Pine Ave)	9/27/2019	Ongoing		161		416
305	human-I-T	human-I-T Connect (200 Spring St.)	9/27/2019	Ongoing		161		416
306	human-I-T	human-I-T Connect (4525 Sheila St.)	9/27/2019	Ongoing		162		416
307	iFoster, Inc.	Digital Literacy for Foster Youth	2/27/2020	Ongoing		7917		12500
308	Inglewood Public Library - Children's Services	Inglewood Public Library Digital Literacy Project	12/31/2018	Completed		30		360
309	International Children Assistance Network	California Get Connected Collaborative - ICAN (1)	9/30/2022	Ongoing		69	30	100
310	International Rescue Committee - San Jose Office	Digital Literacy for New Americans: Digital Inclusion for School and Careers (DISC)	4/11/2023	Ongoing		85	160	133
311	Iranian American Cultural & Educational Center	Digital Age Skills Building Program	12/12/2024	Ongoing			30	335

	Recipient	Project	Assumed Project Start Date*	Status	Number of New Broadband Subscriptions	Number of People Who Have Completed Training	Number of Projected Subscriptions per Project	Number of Projected Participants per Project
312	Korean Resource Center (KRC)	Korean Resource Center (KRC) Digital Empowerment Program	5/20/2024	Ongoing			15	325
313	LA United Methodist Urban Foundation	Kid City Hope Place Digital Literacy Program	5/22/2024	Ongoing		42	10	320
314	Loaves, Fishes & Computers	Loaves, Fishes & Computers: Advancing the Community with Digital Equity	12/12/2023	Ongoing			100	325
315	Los Angeles County Office of Education	Equitable Communities: Digital Literacy in a Technical Society - Hawthorne	7/10/2024	Ongoing				1620
316	Los Angeles County Office of Education	Equitable Communities: Digital Literacy in a Technical Society - Lancaster	7/10/2024	Ongoing				1620
317	Lutheran Social Services (LSS) of Northern California	Mosaica Family Apts: Improving Lives Through Digital Literacy and Access	9/11/2020	Ongoing		40		66
318	Lutheran Social Services (LSS) of Northern California	Transition Age Youth Digital Literacy and Job Readiness Training in Sacramento	9/11/2020	Ongoing		18		30
319	Mission Economic Development Agency	Equitable Access and Inclusion: Latino LMI Community Digital Literacy Project	6/3/2024	Ongoing			200	310
320	Monument Impact	Conectate y Avanza (Connect and Advance)	12/31/2018	Completed	26	314	35	272

	Recipient	Project	Assumed Project Start Date*	Status	Number of New Broadband Subscriptions	Number of People Who Have Completed Training	Number of Projected Subscriptions per Project	Number of Projected Participants per Project
321	Monument Impact	Conectate y Avanza (Connect and Advance)	6/5/2020	Completed	20	529	0	310
322	Nu Communications Alliance	Digital Literacy Project	7/30/2023	Ongoing			0	40
323	Oakland Adult and Career Education (OACE)	Mobile Classroom - Oakland Adult and Career Education (OACE)	12/31/2018	Completed	6	35	25	80
324	Oakland Adult and Career Education (OACE)	Oakland Adult and Career Learning (OACE) - Digital Literacy Instruction	12/7/2023	Ongoing	6	35	16	108
325	Oakland Tech Exchange	Tech Exchange: Digital Literacy - Alameda County Housing Sites	12/19/2023	Ongoing	6	135	100	135
326	Oakland Tech Exchange	Tech Exchange: Digital Literacy - Alameda County Libraries	12/19/2023	Ongoing	1	135	100	135
327	Oakland Tech Exchange	Tech Exchange: Digital Literacy - Intermediate & Remote Workshops	12/19/2024	Ongoing			50	200
328	Oakland Tech Exchange	Tech Exchange: Digital Literacy - San Mateo County Housing Sites	12/19/2023	Ongoing		34	100	135
329	Oakland Tech Exchange	Tech Exchange: Digital Literacy - San Mateo County Libraries	12/19/2023	Ongoing			100	135
330	Oakland Tech Exchange	Tech Exchange: Digital Literacy - Solano County Housing Sites	12/19/2023	Ongoing	5	135	100	135

	Recipient	Project	Assumed Project Start Date*	Status	Number of New Broadband Subscriptions	Number of People Who Have Completed Training	Number of Projected Subscriptions per Project	Number of Projected Participants per Project
331	Oakland Tech Exchange	Tech Exchange: Digital Literacy - Solano County Libraries	12/19/2023	Ongoing		36	100	135
332	Oakland Tech Exchange	TEx: Alameda Co/ Libraries DL - English	12/19/2024	Ongoing			25	135
333	Oakland Tech Exchange	TEx: Alameda Co/ Libraries DL - Other	12/19/2024	Ongoing			25	135
334	Oakland Tech Exchange	TEx: Alameda Co/ Libraries DL - Spanish	12/19/2024	Ongoing			25	135
335	Oakland Tech Exchange	TEx: Alameda Co/ Nonprofit Partner Sites DL	12/19/2024	Ongoing			25	135
336	Oakland Tech Exchange	TEx: Alameda Co/ Oakland School Sites DL - English	12/19/2024	Ongoing			25	135
337	Oakland Tech Exchange	TEx: Alameda Co/ Oakland School Sites DL - Spanish & Other	12/19/2024	Ongoing			25	135
338	Oakland Tech Exchange	TEx: Alameda Co/ Oakland TechHub DL - English	12/19/2024	Ongoing			25	135
339	Oakland Tech Exchange	TEx: Alameda Co/ Oakland TechHub DL - Other	12/19/2024	Ongoing			25	135
340	Oakland Tech Exchange	TEx: Alameda Co/ Oakland TechHub DL - Spanish	12/19/2024	Ongoing			25	135
341	Oakland Tech Exchange	TEx: Alameda Co/ Public Housing Sites DL	12/19/2024	Ongoing			25	135



	Recipient	Project	Assumed Project Start Date*	Status	Number of New Broadband Subscriptions	Number of People Who Have Completed Training	Number of Projected Subscriptions per Project	Number of Projected Participants per Project
342	Oakland Tech Exchange	TEx: Contra Costa Co - East/ Nonprofit Partner Sites DL	12/19/2024	Ongoing			25	135
343	Oakland Tech Exchange	TEx: Contra Costa Co - West/ Nonprofit Partner Sites DL	12/19/2024	Ongoing			25	135
344	Oakland Tech Exchange	TEx: Contra Costa Co/ Libraries DL - English	12/19/2024	Ongoing			25	135
345	Oakland Tech Exchange	TEx: Contra Costa Co/ Libraries DL - Spanish & Other	12/19/2024	Ongoing			25	135
346	Oakland Tech Exchange	TEx: Contra Costa Co/ School Sites DL - English	12/19/2024	Ongoing			25	135
347	Oakland Tech Exchange	TEx: Contra Costa Co/ School Sites DL - Spanish & Other	12/19/2024	Ongoing			25	135
348	Oakland Tech Exchange	TEx: San Francisco/ Libraries DL - English	12/19/2024	Ongoing			25	135
349	Oakland Tech Exchange	TEx: San Francisco/ Libraries DL - Spanish	12/19/2024	Ongoing			25	135
350	Oakland Tech Exchange	TEx: San Francisco/ Nonprofit Partner Sites DL	12/19/2024	Ongoing			25	135
351	Oakland Tech Exchange	TEx: San Mateo Co/ DL - English	12/19/2024	Ongoing			25	135
352	Oakland Tech Exchange	TEx: San Mateo Co/ DL - Spanish & Other	12/19/2024	Ongoing			25	135

	Recipient	Project	Assumed Project Start Date*	Status	Number of New Broadband Subscriptions	Number of People Who Have Completed Training	Number of Projected Subscriptions per Project	Number of Projected Participants per Project
353	Oakland Tech Exchange	TEx: Santa Clara Co/ Other Cities DL	12/19/2024	Ongoing			25	135
354	Oakland Tech Exchange	TEx: Santa Clara Co/ San Jose DL	12/19/2024	Ongoing			25	135
355	Oakland Tech Exchange	TEx: Solano Co/ DL - English	12/19/2024	Ongoing			25	135
356	Oakland Tech Exchange	TEx: Solano Co/ DL - Spanish & Other	12/19/2024	Ongoing			25	135
357	Oakland Technology and Education Center	Leveling Up: Storytelling through Games, AI, & AR (A Community, Public School, and Public Library Collaboration)	12/6/2024	Ongoing			0	340
358	Opportunity Junction	Technology Center	12/31/2018	Completed		298	45	300
359	Parent Institute for Quality Education (PIQE)	Fresno Coalition for Digital Inclusion: PIQE Project	9/26/2022	Ongoing		1155	0	2130
360	Parent University	Parent University: California	6/24/2024	Ongoing	10	327		2100
361	Parent, Family Engagement and Community Services, Inc.	Community Digital Literacy	12/31/2019	Completed	20	150		225
362	Parent, Family Engagement and Community Services, Inc.	El Monte, CA Community Digital Literacy	12/31/2019	Completed	16	48		130
363	Parent, Family Engagement and Community Services, Inc.	Fullerton, CA Community Digital Literacy	12/31/2019	Completed	16	107		130

	Recipient	Project	Assumed Project Start Date*	Status	Number of New Broadband Subscriptions	Number of People Who Have Completed Training	Number of Projected Subscriptions per Project	Number of Projected Participants per Project
364	Parent, Family Engagement and Community Services, Inc.	Montebello, CA Community Digital Literacy	12/31/2019	Completed	15	71		130
365	Parent, Family Engagement and Community Services, Inc.	Wilmington, CA Community Digital Literacy	12/31/2019	Completed	15	115		130
366	Prosperity Lab	Digital Equity Lab	10/20/2022	Ongoing		120	0	118
367	Prosperity Lab	DIGITAL EQUITY LAB	12/1/2024	Ongoing			0	220
368	Reading and Beyond	RaB Digital Literacy 1.0 (Mosqueda)	12/31/2018	Completed	6	174	270	1800
369	Reading and Beyond	RaB Digital Literacy 1.0 (N Location)	12/31/2018	Completed	6	176	270	1800
370	REDWOOD CITY LIBRARY FOUNDATION	DLP/Redwood City Main Library	7/12/2019	Completed		78		2080
371	Sacramento Chinese Community Service Center (SCCSC)	Community Digital Empowerment Initiative - Del Paso Heights	6/24/2024	Ongoing				150
372	Sacramento Chinese Community Service Center (SCCSC)	Community Digital Empowerment Initiative - Foothill Farms	6/24/2024	Ongoing				150
373	Sacramento Chinese Community Service Center (SCCSC)	Community Digital Empowerment Initiative - Fruitridge Pocket	6/24/2024	Ongoing				150
374	Sacramento Chinese Community Service Center (SCCSC)	Community Digital Empowerment Initiative - Hagginwood	6/24/2024	Ongoing				150

	Recipient	Project	Assumed Project Start Date*	Status	Number of New Broadband Subscriptions	Number of People Who Have Completed Training	Number of Projected Subscriptions per Project	Number of Projected Participants per Project
375	Sacramento Chinese Community Service Center (SCCSC)	Community Digital Empowerment Initiative - Lemon Hill	6/24/2024	Ongoing				150
376	Sacramento Chinese Community Service Center (SCCSC)	Community Digital Empowerment Initiative - McClellan Park	6/24/2024	Ongoing				150
377	Sacramento Chinese Community Service Center (SCCSC)	Community Digital Empowerment Initiative - Meadowview	6/24/2024	Ongoing				150
378	Sacramento Chinese Community Service Center (SCCSC)	Community Digital Empowerment Initiative - North Highlands	6/24/2024	Ongoing				150
379	Sacramento Chinese Community Service Center (SCCSC)	Community Digital Empowerment Initiative - Parkway	6/24/2024	Ongoing				150
380	Sacramento Chinese Community Service Center (SCCSC)	Community Digital Empowerment Initiative - Rio Linda	6/24/2024	Ongoing				150
381	Sacramento Chinese Community Service Center (SCCSC)	Community Digital Empowerment Initiative - Robla	6/24/2024	Ongoing				150
382	Sacramento Chinese Community Service Center (SCCSC)	Community Digital Empowerment Initiative - Rosemont	6/24/2024	Ongoing				150
383	Sacramento Zoroastrian Association	Sacramento Zoroastrian Association DL	11/27/2023	Ongoing		11	30	350
384	Sacred Heart Community Service	Digital Inclusion- Literacy workshops	4/3/2023	Ongoing		90	175	350

	Recipient	Project	Assumed Project Start Date*	Status	Number of New Broadband Subscriptions	Number of People Who Have Completed Training	Number of Projected Subscriptions per Project	Number of Projected Participants per Project
385	San Diego Association of Governments (SANDAG)	SANDAG Get Connected Program	10/4/2022	Ongoing		21		300
386	San Diego Futures Foundation	SDFF Digital Literacy Program	7/12/2019	Completed	25	801	50	960
387	Santa Barbara Partners in Education	Santa Barbara Partners in Education Computers for Families	11/30/2023	Ongoing		130	100	200
388	Satellite Affordable Housing Associates	Satellite St. Andrew's Manor, LLC, and 3268 San Pablo, LP	9/26/2022	Ongoing	32	32	110	66
389	Self-Help Enterprises (SHE)	Almond Court	7/12/2019	Completed		39		36
390	Self-Help Enterprises (SHE)	Goshen Village	7/12/2019	Completed		64		64
391	Self-Help Enterprises (SHE)	Parkdale Village 2	7/12/2019	Completed		48		48
392	Self-Help Enterprises (SHE)	Sand Creek	7/12/2019	Completed		60		60
393	Senior Coastsiders	Coastside Digital Literacy Program	12/10/2024	Ongoing			10	80
394	Shelter Care Resources	Shelter Care Resources DL	11/16/2023	Ongoing	70	54	200	300
395	SoLa I CAN Foundation	SURGE: Technology & Entrepreneurship Development Center	9/11/2020	Completed		2652		3300
396	South Bay Center for Counseling	Digital Dreamers Program	11/17/2023	Ongoing	15	135	50	200

	Recipient	Project	Assumed Project Start Date*	Status	Number of New Broadband Subscriptions	Number of People Who Have Completed Training	Number of Projected Subscriptions per Project	Number of Projected Participants per Project
397	Southeast Community Development Corporation	Barrio Action Tech Center - Digital Literacy	6/5/2020	Ongoing		1089	0	320
398	Southeast Community Development Corporation	Bell Gardens Tech Center-Digital Literacy	6/5/2020	Completed	1929	1929	0	320
399	Southeast Community Development Corporation	Bell Tech Center-Digital Literacy	12/31/2018	Completed	15	2377	300	630
400	Southeast Community Development Corporation	Cudahy Tech Center - Digital Literacy	6/5/2020	Completed		728	0	320
401	Southeast Community Development Corporation	Whittier Tech Center-Digital Literacy	12/31/2018	Completed		814	300	630
402	Southside Senior Services Inc.	Digital Literacy Class and Computer Assistance at The Little House	12/1/2023	Ongoing	2	18	7	36
403	Southwest Community Corporation/IT Bookman	I.T. Bookman Community Center Digital Literacy Program	4/25/2023	Ongoing		30	0	60
404	Tabernacle Community Development Corporation	Westside Courts Digital Bridge	7/12/2019	Ongoing		32		50
405	Tech Exchange (fiscally sponsored by Oakland Public Education Fund)	Tech Exchange: Contra Costa County Digital Literacy- CCC Library	4/11/2023	Ongoing	8	104	80	100
406	Tech Exchange (fiscally sponsored by Oakland Public Education Fund)	Tech Exchange: Contra Costa County Digital Literacy- Community Sites	4/11/2023	Completed	7	108	80	100

	Recipient	Project	Assumed Project Start Date*	Status	Number of New Broadband Subscriptions	Number of People Who Have Completed Training	Number of Projected Subscriptions per Project	Number of Projected Participants per Project
407	Tech Exchange (fiscally sponsored by Oakland Public Education Fund)	Tech Exchange: Oakland Digital Literacy	10/13/2022	Completed	21	102	50	100
408	Tech Exchange (fiscally sponsored by Oakland Public Education Fund)	Tech Exchange: San Francisco Digital Literacy- Community Sites	4/11/2023	Ongoing	50	50	40	50
409	Tech Exchange (fiscally sponsored by Oakland Public Education Fund)	Tech Exchange: San Francisco Digital Literacy- SF Public Library	4/11/2023	Completed	11	50	40	50
410	Tech Exchange (fiscally sponsored by Oakland Public Education Fund)	Tech Exchange: San Jose Digital Literacy	10/13/2022	Ongoing		60	200	200
411	The San Jose Public Library Foundation	Access San Jose	9/11/2020	Completed	52	277		160
412	The San Jose Public Library Foundation	Access San Jose	9/11/2020	Completed		369		400
413	United Way of Merced	Advancing Digital Inclusion in Merced County	5/22/2024	Ongoing		28	26	265
414	Vermont Slauson Local Development Corporation	VSEDC Digital Project	6/5/2020	Completed		219	50	180
415	Vietnamese American Community Center of the East Bay (VACCEB)	Digital Equity @ VACCEB	11/27/2024	Ongoing			50	210
416	Vietnamese American Community Center of the East Bay (VACCEB)	Vietnamese Community Digital Equity	3/19/2019	Completed	100	205	75	200



	Recipient	Project	Assumed Project Start Date*	Status	Number of New Broadband Subscriptions	Number of People Who Have Completed Training	Number of Projected Subscriptions per Project	Number of Projected Participants per Project
417	Vietnamese Family Services Center	Vietnamese Internet Communication Technology (VICT) Project	11/18/2023	Ongoing	2	52	100	100
418	VIETNAMESE VOLUNTARY FOUNDATION	VIVO Computer Training for Broadband Access	9/11/2020	Completed		67		240
419	VIETNAMESE VOLUNTARY FOUNDATION	VIVO Digital Literacy Program	5/11/2024	Ongoing				100
420	VietRISE	VietRISE Technology Library Program	11/29/2023	Ongoing			0	350
421	Vivalon	Vivalon Talking Tech	9/27/2022	Ongoing		188	0	200
422	Westside Family Preservation Services Network	Fresno Coalition for Digital Inclusion: Westside Family Preservation Services Network Project	4/28/2023	Ongoing		25	0	315
423	Wintriss Technical Schools Inc. dba The League of Amazing Programmers	Gen-Connect Digital Literacy Project	9/11/2020	Ongoing		84		192
424	WISE & Healthy Aging	WISE Connections	6/3/2021	Ongoing	79	105	486	540
425	Women's Audio Mission	Girls on the Mic: Digital Literacy & Creative Technology Training	11/16/2023	Ongoing			0	1050
426	Women's Audio Mission	Girls on the Mic: Digital Literacy & Technology Training for Girls	12/31/2018	Completed		4517	900	1800

	Recipient	Project	Assumed Project Start Date*	Status	Number of New Broadband Subscriptions	Number of People Who Have Completed Training	Number of Projected Subscriptions per Project	Number of Projected Participants per Project
427	YMCA of Greater Long Beach Community Development	Youth Institute - Tech Tutor	7/12/2019	Completed	50	660	50	660
				<b>Totals:</b>	<b>4,250</b>	<b>45,807</b>	<b>14,581</b>	<b>105,346</b>

## Attachment F: Adoption Account Call Center Projects Status as of December 31<sup>st</sup>, 2024

	Recipient	Project	Assumed Project Start Date*	Status	Number of New Broadband Subscriptions	Number of Projected Subscriptions per Project
1	American GI Forum Education Foundation of Santa Maria, CA	Call Center San Luis Obispo County	11/20/2023	Ongoing	6	732
2	American GI Forum Education Foundation of Santa Maria, CA	Call Center Santa Barbara County	11/20/2023	Ongoing	422	732
3	American GI Forum Education Foundation of Santa Maria, CA	Call Center Ventura County	11/20/2023	Ongoing	181	732
4	California Emerging Technology Fund	Get Connected! Call Center	12/15/2023	Ongoing		20000
5	California State University, Fresno Foundation	Fresno State Call Center: Central California Region	9/12/2019	Completed	3789	2500
6	California State University, Fresno Foundation	Fresno State Connect	5/8/2023	Ongoing		6000
7	Chico State Enterprises: North State Planning and Development Collective	Northeastern and Upstate Call Center	5/10/2023	Ongoing		1500
8	EveryoneOn	EveryoneOn Call Center	4/4/2023	Ongoing	56	400
9	human-I-T	human-I-T Connect	6/3/2021	Completed	3634	3634
10	human-I-T	human-I-T Connect	9/17/2019	Completed	3947	3947
11	human-I-T	Human-I-T Connect Los Angeles County	5/15/2023	Ongoing	1062	10000
12	Insure the Uninsured Project	California Health Programs Beneficiaries: ACP Outreach and Enrollment	5/17/2023	Ongoing		6000
13	Newstart Housing Corporation	Southeast Los Angeles Call Center Project	12/3/2024	Ongoing		490
14	Oakland Tech Exchange	Tech Exchange: Call Center Broadband Signups - Alameda County	12/19/2023	Ongoing	80	600

	Recipient	Project	Assumed Project Start Date*	Status	Number of New Broadband Subscriptions	Number of Projected Subscriptions per Project
15	Oakland Tech Exchange	Tech Exchange: Call Center Broadband Signups - Contra Costa County	12/19/2023	Ongoing	21	400
16	Oakland Tech Exchange	Tech Exchange: Call Center Broadband Signups - San Francisco County	12/19/2023	Ongoing		300
17	Oakland Tech Exchange	Tech Exchange: Call Center Broadband Signups - San Mateo County	12/19/2023	Ongoing		300
18	Oakland Tech Exchange	Tech Exchange: Call Center Broadband Signups - Santa Clara County	12/19/2023	Ongoing	7	500
19	Oakland Tech Exchange	Tech Exchange: Call Center Broadband Signups - Solano County	12/19/2023	Ongoing		400
20	Riverside County Information Technology Services	Central Riverside County ACP Outreach Call Center Project	11/16/2023	Ongoing		1471
21	Riverside County Information Technology Services	Eastern Riverside County ACP Outreach Call Center Project	11/16/2023	Ongoing		1471
22	Riverside County Information Technology Services	Northwestern Riverside County ACP Outreach Call Center Project	11/16/2023	Ongoing		1471
23	Riverside County Information Technology Services	Southern Riverside County ACP Outreach Call Center Project	11/16/2023	Ongoing		1471
24	Sigma Beta Xi, Inc.	Digital Divide Outreach	12/31/2019	Completed	618	2500
25	Tech Exchange (fiscally sponsored by Oakland Public Education Fund)	Tech Exchange: Call Center Broadband Signups	10/13/2022	Completed	257	250
26	Thai Community Development Center	Advancing Tech Equity	5/1/2023	Ongoing		4800
27	United Ways of California	Connecting Californians to Affordable, High-Speed Internet	9/12/2019	Ongoing		7255
				<b>Totals:</b>	<b>14,080</b>	<b>79,856</b>

## Attachment G: Adoption Account Broadband Access Projects Status as of December 31<sup>st</sup>, 2024

Note: All Broadband Access projects listed are those approved since inception in 2018 up to December 31, 2024. Grantees were requested to report to the CPUC the expected benefits of each project up to and including CY 2024.

	Recipient	Project	Assumed Project Start Date*	Status	Number of New Broadband Subscriptions	Number of People Provided Broadband Access	Number of Projected Subscriptions per Project	Number of Projected Participants per Project
1	Boys & Girls Club of San Marcos	Computer Lab Reinvestment	6/3/2021	Completed		3008	200	3000
2	Catholic Charities of Santa Clara County	FMCI&Oth BA	5/1/2023	Ongoing			60	3000
3	Catholic Charities of Santa Clara County	WUYC Annx ESC BA	5/1/2023	Ongoing			60	3300
4	City of Cerritos	Cerritos Library Broadband Access Improvement	12/31/2019	Completed		2861		8930
5	City of Palm Springs	City of Palm Springs Demuth Community Center Broadband Access Project	11/30/2023	Ongoing				4090
6	City of Palm Springs	City of Palm Springs Jesse O. James Desert Unity Center Broadband Access Project	5/29/2024	Ongoing				7140
7	City of Palm Springs	City of Palm Springs Welwood Murray Memorial Library Broadband Access Project	12/2/2024	Ongoing				7424

	Recipient	Project	Assumed Project Start Date*	Status	Number of New Broadband Subscriptions	Number of People Provided Broadband Access	Number of Projected Subscriptions per Project	Number of Projected Participants per Project
8	City of Palm Springs	Palm Springs Public Library BA	4/10/2023	Ongoing				2700
9	City of Palmdale	In Library Laptop Check Out	7/12/2019	Completed	1578	1578	11310	44520
10	City of Salinas, Salinas Public Library	El Gabilan Library Connects!	7/12/2019	Completed		30128	256	8000
11	City of Turlock	Marty Yerby Community Center Digital Inclusion Project	12/12/2024	Ongoing				150
12	Contra Costa County Library-El Sobrante Library	El Sobrante Library Reconstruction	12/31/2018	Completed	214	2394	44	1000
13	Corporación ELE-L Corp	ELECORP BA	6/3/2024	Ongoing				4050
14	COUNTY OF YOLO	Yolo County Affordable Connectivity Program Enrollment Outreach	10/13/2022	Ongoing		4017	3465	3465
15	International Children Assistance Network	California Get Connected Collaborative - ICAN	9/30/2022	Ongoing			30	840
16	Library Foundation of Los Angeles	Cybernauts at LAPL	7/12/2019	Completed		22	250	10000
17	Nevada County Community Library	Public Access Upgrade - Penn Valley Library	12/31/2018	Completed	45	1778	63	2994
18	Nevada County Community Library	Public Access Upgrade - Truckee Library	12/31/2018	Completed	46	5256	63	9598

	Recipient	Project	Assumed Project Start Date*	Status	Number of New Broadband Subscriptions	Number of People Provided Broadband Access	Number of Projected Subscriptions per Project	Number of Projected Participants per Project
19	Nevada County Community Library	Public Access Upgrade, Grass Valley Library	12/31/2018	Completed	72	10473	63	15080
20	Nevada County Community Library	Public Access Upgrade, Madelyn Helling Library	12/31/2018	Completed	88	19947	63	34733
21	Newstart Housing Corporation	Internet for all in Housing Project	10/3/2022	Ongoing			2400	2400
22	Oakland Tech Exchange	Tech Exchange: Oakland Broadband Access at the TechHub 2023-24	12/19/2023	Completed	73	3424	200	3375
23	Oakland Tech Exchange	Tech Exchange: Oakland Broadband Access at the TechHub 2024-25	12/19/2024	Ongoing			150	3477
24	Oakland Unified School District	Get Connected Oakland- OUSD District 1 High Schools	7/12/2019	Completed	642	540	642	540
25	Oakland Unified School District	Get Connected Oakland- OUSD District 2 High Schools	7/12/2019	Completed	868	609	868	609
26	Oakland Unified School District	Get Connected Oakland- OUSD District 3 High Schools	7/12/2019	Completed	248	196	248	196
27	Oakland Unified School District	Get Connected Oakland- OUSD District 5 High Schools	12/31/2018	Completed	622	623	610	610
28	Oakland Unified School District	Get Connected Oakland- OUSD District 6 High Schools	12/31/2018	Completed	886	886	886	886



	Recipient	Project	Assumed Project Start Date*	Status	Number of New Broadband Subscriptions	Number of People Provided Broadband Access	Number of Projected Subscriptions per Project	Number of Projected Participants per Project
29	Oakland Unified School District	Get Connected Oakland- OUSD District 7 High Schools	12/31/2018	Completed	1055	1055	888	888
30	Reading and Beyond	RaB Broadband Access (Mosqueda)	12/31/2018	Completed	6	313	120	510
31	Reading and Beyond	RaB Broadband Access 1.0 (N Location)	12/31/2018	Completed	6	218	120	510
32	REDWOOD CITY LIBRARY FOUNDATION	Redwood City Main Library	7/12/2019	Completed		1404		13800
33	Sacred Heart Community Service	Sacred Heart Community Service BA	12/16/2023	Ongoing			50	4800
34	ScholarMatch	Project Connect	12/31/2018	Completed		2265	495	1500
35	SoLa I CAN Foundation	SURGE: Technology & Entrepreneurship Development Center	9/11/2020	Completed		4000		7500
36	Southeast Community Development Corporation	Barrio Action Tech Center - Broadband Access	6/5/2020	Completed	709	2006		1900
37	Southeast Community Development Corporation	Bell Gardens Tech Center- Broadband Access	6/5/2020	Completed	499	4164		1900
38	Southeast Community Development Corporation	Bell Tech Center- Broadband	12/31/2018	Completed	121	779	700	1200

	Recipient	Project	Assumed Project Start Date*	Status	Number of New Broadband Subscriptions	Number of People Provided Broadband Access	Number of Projected Subscriptions per Project	Number of Projected Participants per Project
39	Southeast Community Development Corporation	Cudahy Tech Center - Broadband Access	6/5/2020	Completed	352	1118		1900
40	Southeast Community Development Corporation	Whittier Tech Center- Broadband Access	12/31/2018	Completed	115	305	700	1900
41	Southside Senior Services Inc.	Free Public Wi-Fi at The Little House	12/1/2023	Ongoing	5	3472	10	2000
42	Tech Exchange (fiscally sponsored by Oakland Public Education Fund)	Tech Exchange: Oakland Broadband Access at the Tech Hub	10/13/2022	Completed	126	3279	100	2500
43	Tech Exchange (fiscally sponsored by Oakland Public Education Fund)	Tech Hub	12/31/2018	Completed	4773	14320	400	1500
				<b>Totals:</b>	<b>13,149</b>	<b>126,438</b>	<b>25,514</b>	<b>230,415</b>

## Attachment H: Public Housing Adoption Projects as of December 31<sup>st</sup>, 2024

	Recipient	Project	City	Residents	Payments 2024	Total Paid	Completion Date or Planned Completion Date
1	BRIDGE Housing Corporation	Armstrong Place Senior Housing	San Francisco	152	\$36,970	\$34,593	12/31/2017
2	BRIDGE Housing Corporation	Chestnut Creek Senior Housing	South San Francisco	55	\$24,250	\$24,250	6/30/2019
3	BRIDGE Housing Corporation	Chestnut Linden Court	Oakland	410	\$34,170	\$30,038	6/30/2019
4	BRIDGE Housing Corporation	Emeryvilla	Emeryville	46	\$23,550	\$23,550	6/30/2019
5	BRIDGE Housing Corporation	Geraldine Johnson Senior Housing	San Francisco	74	\$29,130	\$27,382	12/31/2017
6	BRIDGE Housing Corporation	Ironhorse at Central	Oakland	251	\$30,030	\$25,399	6/30/2019
7	BRIDGE Housing Corporation	Mandela Gateway Apartments	Oakland	440	\$34,510	\$34,510	6/30/2019
8	BRIDGE Housing Corporation	Natoma Family Apartments	San Francisco	137	\$25,550	\$25,550	6/30/2019
9	BRIDGE Housing Corporation	Richmond City Center	Richmond	171	\$25,630	\$20,520	6/30/2019
10	BRIDGE Housing Corporation	St. Joseph's Senior Apartments	Oakland	103	\$33,130	\$33,130	12/31/2017
11	BRIDGE Housing Corporation	Terraza Palmera at St. Josephs	Oakland	171	\$26,090	\$23,881	6/30/2019
12	Christian Church Homes (CCH)	Fargo Senior Center	San Leandro	102	\$42,000	\$28,450	6/30/2019

	Recipient	Project	City	Residents	Payments 2024	Total Paid	Completion Date or Planned Completion Date
13	Christian Church Homes (CCH)	Harrison Street Senior Housing	Oakland	100	\$25,420	\$25,420	5/31/2019
14	Christian Church Homes (CCH)	Sylvester Rutledge Manor - North Oakland Senior Housing	Oakland	69	\$39,000	\$24,750	8/1/2019
15	Christian Church Homes (CCH)	Westlake Christian Terrace East	Oakland	243	\$49,500	\$48,975	9/30/2019
16	Christian Church Homes (CCH)	Westlake Christian Terrace West	Oakland	250	\$49,500	\$49,490	9/30/2019
17	EAH Housing Corporation	Buchanan Park	San Rafael	154	\$34,460	\$28,460	9/30/2019
18	EAH Housing Corporation	Casa Adobe	San Pablo	56	\$20,390	\$16,160	9/30/2019
19	EAH Housing Corporation	Centertown	San Rafael	180	\$34,930	\$34,930	12/31/2019
20	EAH Housing Corporation	Cochrane Village	Morgan Hill	318	\$49,900	\$49,219	9/16/2020
21	EAH Housing Corporation	Don de Dios	San Rafael	267	\$41,070	\$41,070	12/31/2019
22	EAH Housing Corporation	Drakes Way	Larkspur	68	\$10,500	\$10,500	9/4/2020
23	EAH Housing Corporation	Elena Gardens	San Jose	362	\$49,080	\$49,080	12/20/2019
24	EAH Housing Corporation	Floral Gardens	Selma	143	\$43,286	\$41,979	10/16/2020
25	EAH Housing Corporation	Fountain West	Fresno	196	\$47,133	\$40,012	10/20/2020

	Recipient	Project	City	Residents	Payments 2024	Total Paid	Completion Date or Planned Completion Date
26	EAH Housing Corporation	Golden Oaks	Oakley	52	\$19,090	\$15,890	9/30/2019
27	EAH Housing Corporation	Los Robles	Union City	420	\$49,930	\$48,815	3/31/2020
28	EAH Housing Corporation	Palm Court	San Jose	69	\$37,239	\$37,239	5/20/2020
29	EAH Housing Corporation	Point Reyes	Pt. Reyes Station	72	\$16,165	\$14,765	9/30/2019
30	EAH Housing Corporation	Pollard Plaza	San Jose	193	\$49,935	\$49,935	12/31/2019
31	EAH Housing Corporation	Riviera Apartments	San Rafael	77	\$24,960	\$20,930	5/20/2020
32	EAH Housing Corporation	Rodeo Gateway	Rodeo	55	\$24,690	\$23,327	3/31/2020
33	EAH Housing Corporation	San Clemente Place	Corte Madera	212	\$41,478	\$41,478	7/1/2020
34	EAH Housing Corporation	Silver Oak	Oakley	26	\$14,680	\$14,680	11/21/2019
35	EAH Housing Corporation	The Oaks	Walnut Creek	104	\$18,513	\$18,513	12/31/2019
36	EAH Housing Corporation	Turina House	San Rafael	91	\$18,150	\$17,704	5/20/2020
37	EAH Housing Corporation	Village Avante	Morgan Hill	549	\$49,990	\$47,685	9/29/2020
38	EAH Housing Corporation	Vista Park 1	San Jose	112	\$37,311	\$35,197	5/20/2020

	Recipient	Project	City	Residents	Payments 2024	Total Paid	Completion Date or Planned Completion Date
39	EAH Housing Corporation	Vista Park 2	San Jose	122	\$37,311	\$35,517	5/20/2020
40	East Bay Asian Local Development Corporation	California Hotel	Oakland	166	\$49,850	\$38,645	2/23/2022
41	East Bay Asian Local Development Corporation	Hismen Hin-Nu Terrace	Oakland	371	\$49,994	\$33,032	4/27/2022
42	East Bay Asian Local Development Corporation	Noble Tower Apartments	Oakland	270	\$50,000	\$45,260	3/30/2022
43	Eden Housing, Inc	801 Alma Family Apartments	Palo Alto	156	\$12,880	\$12,880	1/31/2019
44	Eden Housing, Inc	Altenheim	Oakland	199	\$19,380	\$18,030	7/1/2018
45	Eden Housing, Inc	Camphora	Soledad	134	\$21,040	\$21,040	1/31/2019
46	Eden Housing, Inc	Carlow Court Apartments	Dublin	74	\$12,880	\$12,880	1/31/2019
47	Eden Housing, Inc	Cottonwood Place Apartments	Fremont	146	\$16,015	\$15,615	7/1/2018
48	Eden Housing, Inc	Studio 819 Apartments	Mountain View	61	\$12,880	\$12,830	7/1/2018
49	Eden Housing, Inc	Weinreb Place	Hayward	24	\$12,351	\$11,951	12/15/2017
50	Eden Housing, Inc	Wexford Way	Dublin	416	\$12,880	\$12,480	7/1/2018
51	Episcopal Community Services of San Francisco	Bishop Swing Community House	San Francisco	135	\$49,959	\$41,612	6/30/2018
52	Episcopal Community Services of San Francisco	Canon Barcus Community House	San Francisco	153	\$49,520	\$35,547	6/30/2018

	Recipient	Project	City	Residents	Payments 2024	Total Paid	Completion Date or Planned Completion Date
53	Episcopal Community Services of San Francisco	Canon Kip Community House	San Francisco	103	\$49,593	\$36,092	6/30/2018
54	First Community Housing	Betty Ann Gardens	San Jose	230	\$38,910	\$29,287	3/30/2020
55	First Community Housing	Casa Feliz Studios	San Jose	60	\$36,700	\$25,053	3/20/2020
56	First Community Housing	Creekview inn	San Jose	25	\$19,705	\$11,858	2/15/2020
57	First Community Housing	Curtner Studios Digital Connections	San Jose	200	\$25,756	\$22,712	3/10/2017
58	First Community Housing	El Paseo Digital Connections	San Jose	98	\$21,030	\$20,350	3/10/2017
59	First Community Housing	Fourth Street Apts	San Jose	250	\$38,910	\$27,062	3/30/2020
60	First Community Housing	Japantown Senior Apts	San Jose	85	\$36,700	\$27,069	3/30/2020
61	First Community Housing	Orchard Parkview	Sunnyvale	130	\$36,700	\$26,770	3/30/2020
62	Housing Authority of the County of Los Angeles (HACoLA)	Carmelitos Housing Development	Long Beach	1750	\$28,210	\$19,223	1/31/2018
63	Housing Authority of the County of Los Angeles (HACoLA)	Harbor Hills Housing Development	Lomita	761	\$28,210	\$19,223	1/31/2018

	Recipient	Project	City	Residents	Payments 2024	Total Paid	Completion Date or Planned Completion Date
64	Housing Authority of the County of Los Angeles (HACoLA)	Nueva Maravilla Housing Development	Los Angeles	1471	\$28,210	\$19,223	1/31/2018
65	Housing Authority of the County of San Bernardino (HACSB)	HACSB Digital Literacy Centers Project	Multiple Sites	2760	\$405,731	\$110,309	3/1/2024
66	Housing Authority of the County of San Bernardino (HACSB)	Maplewood homes	San Bernardino	962	\$42,589	\$21,043	10/31/2024
67	Housing Authority of the County of San Bernardino (HACSB)	Parkside Pines	Colton	324	\$36,519		10/31/2024
68	Jamboree Housing Corporation	Ceres Court Apartments	Fontana	147	\$12,798	\$8,363	9/30/2018
69	Jamboree Housing Corporation	Ceres Way Apartments	Fontana	138	\$11,877	\$9,638	9/30/2018
70	Jamboree Housing Corporation	Puerto del Sol Apartments	Long Beach	498	\$23,567	\$12,483	8/31/2017
71	Jamboree Housing Corporation	Woodglen Vista Apartments	Santee	432	\$10,677	\$10,637	9/30/2018
72	Mutual Housing California	Glen Ellen Mutual Housing Community	Sacramento	96	\$34,250	\$24,564	6/30/2019
73	Mutual Housing California	Lemon Hill	Sacramento	282	\$42,058	\$25,118	8/31/2018
74	Mutual Housing California	Moore Village Mutual Housing Community	Davis	154	\$41,700	\$25,824	6/30/2019



	Recipient	Project	City	Residents	Payments 2024	Total Paid	Completion Date or Planned Completion Date
75	Mutual Housing California	Mutual Housing at Dixianne	Sacramento	184	\$40,500	\$22,764	6/30/2019
76	Mutual Housing California	Mutual Housing at Norwood	Sacramento	305	\$49,848	\$28,891	6/30/2019
77	Mutual Housing California	Mutual Housing at River Garden	Sacramento	581	\$48,898	\$29,246	6/30/2019
78	Mutual Housing California	Mutual Housing at Sky Park	Sacramento	258	\$44,289	\$27,997	8/31/2018
79	Mutual Housing California	Mutual Housing at Spring Lake	Woodland	335	\$35,960	\$24,763	8/31/2018
80	Mutual Housing California	Mutual Housing at the Highlands	North Highlands	141	\$49,533	\$31,964	8/31/2018
81	Mutual Housing California	Mutual Housing on the Greenway	Sacramento	168	\$40,100	\$27,524	6/30/2019
82	Mutual Housing California	New Harmony	Davis	195	\$38,122	\$26,251	8/31/2018
83	Mutual Housing California	Owendale	Davis	91	\$25,670	\$19,722	8/31/2018
84	Mutual Housing California	Tremont Green Mutual Housing Community	Davis	94	\$34,650	\$23,272	6/30/2019
85	Mutual Housing California	Twin Pines Mutual Housing Community	Davis	80	\$34,900	\$22,411	6/30/2019
86	Mutual Housing California	Victory Townhomes Mutual Housing Community	Sacramento	70	\$30,250	\$21,217	6/30/2019
87	Oakland Housing Authority	Lockwood Learning Center	Oakland	804	\$98,495	\$80,214	11/15/2022

	Recipient	Project	City	Residents	Payments 2024	Total Paid	Completion Date or Planned Completion Date
88	People's Self-Help Housing Corporation	Ocean View Manor	Morro Bay	40	\$13,575	\$9,212	8/15/2019
89	People's Self-Help Housing Corporation	Oceanside Gardens	Morro Bay	21	\$7,883	\$6,726	8/15/2019
90	Petaluma Ecumenical Properties (PEP Housing)	575 Vallejo Street Senior Apartments Adoption	Petaluma	46	\$10,550	\$7,023	11/9/2016
91	Petaluma Ecumenical Properties (PEP Housing)	579 Vallejo Street Senior Apartments Adoption	Petaluma	41	\$9,430	\$6,271	11/10/2016
92	Petaluma Ecumenical Properties (PEP Housing)	Acacia Lane Senior Apartments Adoption	Santa Rosa	47	\$10,190	\$6,772	11/3/2016
93	Petaluma Ecumenical Properties (PEP Housing)	Casa Grande Senior Apartments Adoption	Petaluma	60	\$13,350	\$9,030	11/17/2016
94	Petaluma Ecumenical Properties (PEP Housing)	Caulfield Lane Senior Apartments Adoption	Petaluma	23	\$5,220	\$3,512	11/18/2016
95	Petaluma Ecumenical Properties (PEP Housing)	Kellgren Senior Apartments Adoption	Petaluma	53	\$11,650	\$7,776	11/4/2016
96	San Francisco Housing Development Corporation	Bayview Commons	San Francisco	61	\$23,716		10/24/2019
97	San Francisco Housing Development Corporation	Hunters Point East	San Francisco	350	\$45,967		10/24/2019

	Recipient	Project	City	Residents	Payments 2024	Total Paid	Completion Date or Planned Completion Date
98	San Francisco Housing Development Corporation	Hunters Point West	San Francisco	496	\$50,000	\$31,660	7/31/2020
99	San Francisco Housing Development Corporation	Westbrook	San Francisco	681	\$50,000	\$48,002	11/30/2021
100	Satellite Affordable Housing Associates	Amistad House	Berkeley	63	\$48,290	\$47,875	10/30/2018
101	Satellite Affordable Housing Associates	Arboleda Apartments Adoption	Walnut Creek	92	\$40,756	\$40,756	6/30/2017
102	Satellite Affordable Housing Associates	Beth Asher	Oakland	53	\$37,260	\$33,479	7/31/2019
103	Satellite Affordable Housing Associates	Columbia Park Manor	Pittsburg	87	\$41,930	\$39,991	7/31/2019
104	Satellite Affordable Housing Associates	Lakeside Senior Apartments	Oakland	118	\$46,360	\$46,360	5/31/2019
105	Satellite Affordable Housing Associates	Lawrence Moore Manor	Berkeley	50	\$34,125	\$31,527	7/31/2019
106	Satellite Affordable Housing Associates	Linda Glen	Oakland	44	\$31,560	\$29,978	7/31/2019
107	Satellite Affordable Housing Associates	Merritt Crossing Adoption	Oakland	95	\$50,000	\$48,535	9/24/2017
108	Satellite Affordable Housing Associates	Orchards Senior Homes	Oakland	67	\$34,230	\$33,838	6/30/2019
109	Satellite Affordable Housing Associates	Petaluma Avenue Homes	Sebastapol	99	\$48,350	\$48,054	8/30/2018

	Recipient	Project	City	Residents	Payments 2024	Total Paid	Completion Date or Planned Completion Date
110	Satellite Affordable Housing Associates	Sacramento Senior Homes	Berkeley	41	\$30,150	\$28,770	7/31/2019
111	Satellite Affordable Housing Associates	Satellite Central	Oakland	196	\$50,000	\$49,807	8/30/2018
112	Satellite Affordable Housing Associates	Strawberry Creek Lodge Adoption	Berkeley	150	\$49,970	\$49,679	9/24/2017
113	Satellite Affordable Housing Associates	Stuart Pratt Manor	Berkeley	47	\$27,910	\$27,173	7/31/2019
114	Satellite Affordable Housing Associates	Valdez Plaza	Oakland	194	\$50,000	\$48,547	8/30/2018
115	Silvercrest, Inc. (non-profit)	Parc Grove Commons	Fresno	559	\$38,894	\$20,806	12/5/2017
116	Silvercrest, Inc. (non-profit)	Parc Grove Northwest	Fresno	381	\$38,894	\$16,161	12/5/2017
117	Silvercrest, Inc. (non-profit)	Viking Village	Fresno	121	\$38,894	\$18,504	12/5/2017
118	Tabernacle Community Development Corporation	Robert B Pitts Residences	San Francisco	203	\$49,400	\$34,506	2/29/2020
119	West Sacramento Housing Development Corporation	Patio Apartments	West Sacramento	56	\$26,140	\$12,918	12/21/2017
120	West Sacramento Housing Development Corporation	Washington Courtyards	West Sacramento	279	\$45,760	\$41,188	7/15/2019

	Recipient	Project	City	Residents	Payments 2024	Total Paid	Completion Date or Planned Completion Date
121	West Sacramento Housing Development Corporation	West Capitol Courtyards	West Sacramento	155	\$49,984	\$42,928	7/15/2019

## Attachment I: Public Housing Infrastructure Projects as of December 31<sup>st</sup>, 2024

	Recipient	Project	City	Housing Units	Grant Amount	Payments 2024	Total Payment	Completion Date or Planned Completion Date
1	Abode Communities	Laurel Village	Los Angeles	80	\$36,000		\$29,370	3/7/2016
2	Affordable Housing Access	Villa Mirage	Rancho Mirage	98	\$44,100		\$44,100	10/27/2017
3	Affordable Housing Alliance II, Inc. dba Integrity Housing	Dudley Street Senior Apartments	Pomona	84	\$37,350		\$37,351	3/15/2017
4	Affordable Housing Alliance II, Inc. dba Integrity Housing	Guest House	Santa Ana	72	\$32,400		\$32,400	7/31/2018
5	Affordable Housing Alliance II, Inc., dba Integrity Housing	Dutton Flats	Santa Rosa	41	\$55,350		\$55,350	11/24/2021
6	ASIAN, Inc.	Residential Internet Service for Equity (RISE) - 2300 Van Ness	San Francisco	22	\$33,000			11/26/2025
7	ASIAN, Inc.	Residential Internet Service for Equity (RISE) - 421 Turk	San Francisco	29	\$45,667			11/26/2025
8	ASIAN, Inc.	Residential Internet Service for Equity (RISE) - 575 Eddy	San Francisco	47	\$70,500			11/26/2025
9	Better Opportunity Builders (BOB)	Brierwood	Fresno	50	\$47,730		\$17,175	2/28/2021
10	Better Opportunity Builders (BOB)	Villa Del Mar	Fresno	48	\$28,080		\$7,020	2/28/2021

	Recipient	Project	City	Housing Units	Grant Amount	Payments 2024	Total Payment	Completion Date or Planned Completion Date
11	Burbank Housing Development Corp.	Crossroads Apartments	Santa Rosa	79	\$35,288			8/14/2018
12	Burbank Housing Development Corp.	Parklane Apartments	Petaluma	90	\$39,875		\$38,710	9/16/2016
13	Butterfield Retirement LP	Butterfield Retirement	Morgan Hill	114	\$34,020		\$34,020	9/20/2017
14	Cabrillo Economic Development Corporation	Montgomery Oaks	Ojai	21	\$12,600		\$12,600	7/27/2016
15	Cabrillo Economic Development Corporation	Valle Naranjal Farmwork Housing	Piru	68	\$30,600		\$22,963	10/3/2016
16	Chinatown Community Development Center	227 Bay	San Francisco	50	\$22,313		\$22,063	5/31/2017
17	Chinatown Community Development Center	990 Pacific	San Francisco	92	\$40,120		\$39,285	11/20/2017
18	CHISPA	East Garrison Apartments	Marina	66	\$134,778			6/8/2024
19	Community Housing Works	Cedar Nettleton	Vista	67	\$30,150		\$30,076	1/15/2018
20	Community Housing Works	Cypress Cove	Escondido	200	\$85,000		\$85,000	6/27/2017
21	Community Housing Works	Mayberry Townhomes	San Diego	70	\$40,250		\$40,250	6/27/2017
22	Community Housing Works	Mission Cove	Oceanside	138	\$41,400		\$41,400	7/10/2018
23	Community Housing Works	North Park LGBT Senior	San Diego	76	\$34,200		\$34,200	2/28/2018

	Recipient	Project	City	Housing Units	Grant Amount	Payments 2024	Total Payment	Completion Date or Planned Completion Date
24	Community Housing Works	Northwest Manors II (Mountain)	Pasadena	26	\$15,600		\$15,600	2/9/2017
25	Community Housing Works	Northwest Manors II (Raymond)	Pasadena	18	\$10,800		\$10,800	1/18/2017
26	Community Housing Works	Parks at Fig Garden	Fresno	366	\$75,000		\$74,952	11/2/2018
27	Community Housing Works	Sunridge Apartments	Concord	198	\$59,400		\$59,400	11/9/2018
28	Concerned Citizens of South Central Los Angeles	1410 Apartments	Los Angeles	12	\$7,192		\$7,192	11/6/2018
29	Concerned Citizens of South Central Los Angeles	Central Avenue Village Apartments	Los Angeles	45	\$24,438		\$23,686	11/1/2015
30	Concerned Citizens of South Central Los Angeles	Gwen Bolden Manor	Los Angeles	24	\$14,399		\$13,847	10/1/2015
31	Concerned Citizens of South Central Los Angeles	Juanita Tate Legacy Towers	Los Angeles	118	\$34,882		\$33,694	6/30/2017
32	Concerned Citizens of South Central Los Angeles	One Wilkins Place	Los Angeles	18	\$10,605		\$10,605	11/9/2018
33	Concerned Citizens of South Central Los Angeles	Roberta II	Los Angeles	40	\$22,255		\$7,650	11/12/2018



	Recipient	Project	City	Housing Units	Grant Amount	Payments 2024	Total Payment	Completion Date or Planned Completion Date
34	Concerned Citizens of South Central Los Angeles	Roberta Stephens Apartments I	Los Angeles	40	\$22,255		\$10,350	11/9/2018
35	Deep Green Housing and Community Development	Broadway Village II	Los Angeles	50	\$19,900		\$18,650	2/3/2016
36	Deep Green Housing and Community Development	Hotel Fresno Apartments	Fresno	81	\$35,550			11/26/2025
37	EAH Housing Corporation	Buchanan Park	San Francisco	68	\$30,125		\$30,125	3/6/2018
38	EAH Housing Corporation	Casa Adobe	San Pablo	54	\$21,288		\$21,287	3/22/2017
39	EAH Housing Corporation	Centertown	San Rafael	60	\$26,638		\$26,638	12/7/2017
40	EAH Housing Corporation	Cochrane Village	Morgan Hill	96	\$40,620		\$40,620	6/28/2019
41	EAH Housing Corporation	Don De Dios	San Jose	70	\$31,263		\$31,013	6/28/2018
42	EAH Housing Corporation	Drakes Way	Larkspur	24	\$13,833		\$13,833	6/20/2019
43	EAH Housing Corporation	Elena Gardens	San Jose	168	\$66,860		\$66,860	5/11/2017
44	EAH Housing Corporation	Floral Gardens	Selma	56	\$23,140		\$23,140	4/12/2017
45	EAH Housing Corporation	Fountain West	Fresno	72	\$30,793		\$30,793	8/31/2017

	Recipient	Project	City	Housing Units	Grant Amount	Payments 2024	Total Payment	Completion Date or Planned Completion Date
46	EAH Housing Corporation	Golden Oaks	Oakley	50	\$29,225		\$28,975	11/14/2017
47	EAH Housing Corporation	Los Robles	Union City	140	\$42,000		\$42,000	6/24/2019
48	EAH Housing Corporation	Palm Court	San Jose	66	\$26,128		\$26,098	9/16/2016
49	EAH Housing Corporation	Point Reyes Family Homes	Point Reyes Station	27	\$16,200		\$16,075	3/22/2018
50	EAH Housing Corporation	Pollard Plaza	San Jose	130	\$49,650		\$49,650	8/24/2017
51	EAH Housing Corporation	Riviera	San Rafael	28	\$13,033		\$12,333	3/8/2016
52	EAH Housing Corporation	Rodeo Gateway	Rodeo	50	\$17,175		\$15,313	3/10/2016
53	EAH Housing Corporation	San Clemente	Corte Madera	79	\$31,923		\$29,736	4/21/2016
54	EAH Housing Corporation	Silver Oak	Oakley	24	\$12,573		\$12,573	9/21/2016
55	EAH Housing Corporation	The Oaks Apartments	Walnut Creek	36	\$15,428		\$15,428	6/22/2017
56	EAH Housing Corporation	Turina House	San Rafael	28	\$12,533		\$11,833	3/9/2016
57	EAH Housing Corporation	Village Avante	Morgan Hill	112	\$33,600		\$33,600	6/6/2019
58	EAH Housing Corporation	Vista Park I	San Jose	83	\$30,608		\$30,493	8/25/2016

	Recipient	Project	City	Housing Units	Grant Amount	Payments 2024	Total Payment	Completion Date or Planned Completion Date
59	EAH Housing Corporation	Vista Park II	San Jose	83	\$30,608		\$30,493	9/13/2016
60	EAH Inc.	Casa Adobe	San Pablo	24	\$26,629			6/18/2025
61	EAH Inc.	EAH Housing - San Clemente	Corte Madera	79	\$111,031			9/12/2025
62	EAH Inc.	EAH Housing - Vista Park	San Jose	166	\$168,385			9/12/2025
63	EAH Inc.	EAH Housing- Rodeo Gateway	Rodeo	50	\$30,903			6/18/2025
64	EAH Inc.	Mackey Terrace	Novato	50	\$22,035			12/16/2024
65	East Bay Asian Local Development Corporation	Avalon Senior	Emeryville	67	\$27,925		\$27,925	3/21/2017
66	East Bay Asian Local Development Corporation	Drasnin Manor	Oakland	26	\$13,633		\$13,633	1/26/2017
67	East Bay Asian Local Development Corporation	Effie's House	Oakland	21	\$12,175		\$12,175	2/2/2017
68	East Bay Asian Local Development Corporation	Giant Road	San Pablo	86	\$38,115		\$30,735	6/23/2017
69	East Bay Asian Local Development Corporation	Hugh Taylor House	Oakland	43	\$20,848		\$20,848	2/9/2017
70	East Bay Asian Local Development Corporation	Jack London Gateway Senior	Oakland	61	\$19,865		\$19,865	12/19/2016

	Recipient	Project	City	Housing Units	Grant Amount	Payments 2024	Total Payment	Completion Date or Planned Completion Date
71	East Bay Asian Local Development Corporation	Lillie Mae Jones	Richmond	26	\$11,580		\$11,580	6/1/2017
72	East Bay Asian Local Development Corporation	Madison Park	Oakland	98	\$42,605		\$42,605	8/2/2017
73	East Bay Asian Local Development Corporation	Madrone Hotel	Oakland	32	\$18,088		\$18,088	2/14/2018
74	East Bay Asian Local Development Corporation	Marcus Garvey	Oakland	22	\$13,050		\$13,050	8/2/2017
75	East Bay Asian Local Development Corporation	Oak Park	Oakland	35	\$16,975		\$16,975	1/25/2017
76	East Bay Asian Local Development Corporation	Prosperity Place (aka 1110 Jackson)	Oakland	71	\$31,501		\$26,094	11/17/2016
77	East Bay Asian Local Development Corporation	San Pablo Hotel	Oakland	144	\$42,980		\$42,980	3/23/2017
78	East Bay Asian Local Development Corporation	Seven Directions	Oakland	36	\$13,753		\$10,853	4/11/2016
79	East Bay Asian Local Development Corporation	Slim Jenkins Court	Oakland	32	\$15,300		\$15,300	6/13/2017

	Recipient	Project	City	Housing Units	Grant Amount	Payments 2024	Total Payment	Completion Date or Planned Completion Date
80	East Bay Asian Local Development Corporation	Swans Market	Oakland	18	\$10,175		\$10,175	6/1/2017
81	Eden Housing, Inc	Eden Essei Terrace	Hayward	100	\$36,575		\$36,575	9/21/2017
82	Eden Housing, Inc	Hayward Senior	Hayward	60	\$24,375		\$24,375	4/4/2018
83	Eden Housing, Inc	Jasmine Square	Morgan Hill	72	\$28,029		\$28,029	1/10/2019
84	Eden Housing, Inc	Josephine Lum Lodge AB	Hayward	78	\$31,983		\$31,983	12/28/2018
85	Eden Housing, Inc	Josephine Lum Lodge CD	Hayward	72	\$29,505		\$29,505	12/28/2018
86	Eden Housing, Inc	Sequoia Manor	Fremont	81	\$33,975		\$33,975	1/18/2018
87	Eden Housing, Inc	Tienda Drive Senior	Lodi	80	\$34,750		\$34,625	9/14/2017
88	Eden Housing, Inc	Warner Creek	Novato	61	\$25,358		\$25,358	1/24/2018
89	Eden Housing, Inc	Wheeler Manor 650 5th	Gilroy	21	\$10,151		\$10,151	11/27/2018
90	Eden Housing, Inc	Wheeler Manor 651 6th	Gilroy	90	\$35,708		\$35,708	11/27/2018
91	Eden Housing, Inc.	Blue Oak Landing	Vallejo	75	\$108,888			6/8/2024
92	Eden South Bay, Inc.	Camphora Apartments	Soledad	44	\$26,198		\$26,198	6/17/2016
93	Episcopal Community Services of San Francisco	Bishop Swing Community House	San Francisco	135	\$38,685		\$38,685	1/24/2017
94	Episcopal Community Services of San Francisco	Canon Barcus Community House	San Francisco	48	\$21,408		\$21,408	1/10/2017
95	Episcopal Community Services of San Francisco	Canon Kip Community House	San Francisco	104	\$30,848		\$30,848	12/21/2016

	Recipient	Project	City	Housing Units	Grant Amount	Payments 2024	Total Payment	Completion Date or Planned Completion Date
96	FH MacArthur LP (c/o Forward Housing Preservation LLC)	MacArthur Apartments	Los Banos	50	\$145,439			11/26/2025
97	First Community Housing	Bay Avenue Senior	Capitola	109	\$32,655		\$26,148	1/28/2016
98	First Community Housing	Betty Ann Gardens	San Jose	76	\$29,428		\$29,048	6/21/2016
99	First Community Housing	Casa Feliz Studios	San Jose	60	\$22,700		\$16,200	1/6/2016
100	First Community Housing	Craig Gardens	San Jose	90	\$26,100		\$25,425	12/3/2015
101	First Community Housing	Creekview Inn	San Jose	25	\$8,150		\$8,025	
102	First Community Housing	Curtner Studios	San Jose	179	\$53,533		\$53,533	
103	First Community Housing	El Paseo	San Jose	98	\$33,433		\$32,733	
104	First Community Housing	Guadalupe Apartments	San Jose	23	\$13,583		\$12,468	
105	First Community Housing	Los Esteros	San Jose	246	\$66,690		\$63,340	
106	First Community Housing	Murphy Ranch	Morgan Hill	100	\$34,838		\$33,037	
107	First Community Housing	Orchard Gardens	Sunnyvale	62	\$21,680		\$17,330	
108	First Community Housing	Paula Apartments	San Jose	21	\$10,152		\$10,047	

	Recipient	Project	City	Housing Units	Grant Amount	Payments 2024	Total Payment	Completion Date or Planned Completion Date
109	First Community Housing	Second Street Studios	San Jose	135	\$40,350		\$40,350	
110	First Community Housing	Troy Apartments	San Jose	30	\$16,475		\$15,425	
111	First Community Housing	Villa Montgomery	Redwood City	58	\$18,845		\$18,395	
112	Global CVCAH	Bay Family	Moreno Valley	61	\$26,840		\$26,840	
113	Global CVCAH	Clinton Apartments	Mecca	59	\$25,960		\$25,960	
114	Global CVCAH	La Amistad	Mendota	81	\$35,640		\$35,640	
115	Global CVCAH	Lincoln Family	Mecca	57	\$25,080		\$25,080	
116	Global CVCAH	Meridian Family	Sacramento	47	\$25,850		\$25,850	
117	Global CVCAH	Mirage Vista	Pixley	55	\$24,200		\$24,200	
118	Global CVCAH	Perris Isle Senior	Moreno Valley	189	\$85,050		\$85,050	
119	Global CVCAH	Sunnyview I	Delano	70	\$29,750		\$29,750	
120	Global CVCAH	Sunnyview II	Delano	70	\$29,750		\$29,750	
121	HIP Housing	Edgewater Isle	San Mateo	92	\$29,343		\$21,893	
122	Housing Authority of Fresno County	Maldonado Migrant Center	Firebaugh	64	\$28,800		\$28,800	
123	Housing Authority of San Luis Obispo	Paso Robles Homekey	Paso Robles	54	\$55,296			
124	Housing Authority of the City of Fresno	Sequoia Courts Broadband Project	Fresno	138	\$471,333			
125	Housing Authority of the City of Fresno, CA	Dayton Square	Fresno	66	\$29,370		\$22,457	

	Recipient	Project	City	Housing Units	Grant Amount	Payments 2024	Total Payment	Completion Date or Planned Completion Date
126	Housing Authority of the City of Fresno, CA	El Cortez	Fresno	48	\$27,840		\$27,840	
127	Housing Authority of the City of Los Angeles	Independent Towers (Independent Square)	Los Angeles	196	\$58,698		\$58,690	
128	Housing Authority of the City of Los Angeles	San Fernando Gardens (Note for number of Residents below: SF Gardens has 1,692; field doesn't accept >1,000.)	Pacoima	448	\$200,978		\$200,977	
129	Housing Authority of the City of Los Angeles	Union Towers	Los Angeles	200	\$60,000		\$59,970	
130	Housing Authority of the City of San Buenaventura	Buena Vida Family	Ventura	20	\$11,925		\$11,925	
131	Housing Authority of the City of San Buenaventura	Westview	Ventura	100	\$44,963		\$44,963	
132	Housing Authority of the County of Kern	Arvin FLC	Bakersfield	88	\$74,800		\$74,800	
133	Housing Authority of the County of Kern	Arvin Sun Gardens	Arvin	50	\$30,000		\$30,000	
134	Housing Authority of the County of Kern	Baker Street	Bakersfield	37	\$22,200		\$22,150	
135	Housing Authority of the County of Kern	Green Gardens	Bakersfield	104	\$31,200		\$31,200	
136	Housing Authority of the County of Kern	Homer Harrison	Delano	50	\$30,000		\$30,000	



	Recipient	Project	City	Housing Units	Grant Amount	Payments 2024	Total Payment	Completion Date or Planned Completion Date
137	Housing Authority of the County of Kern	Monterey St	Bakersfield	16	\$15,808		\$15,808	
138	Housing Authority of the County of Kern	Park Place Apartments	Bakersfield	80	\$36,000		\$36,000	
139	Housing Authority of the County of Kern	Parkview	Arvin	28	\$27,300		\$27,300	
140	Housing Authority of the County of Kern	Pinewood Glen	Bakersfield	110	\$33,000		\$33,000	
141	Housing Authority of the County of Kern	Plaza Towers	Bakersfield	117	\$35,100		\$35,100	
142	Housing Authority of the County of Kern	Plaza Towers Annex	Bakersfield	82	\$36,900		\$36,900	
143	Housing Authority of the County of Kern	Quincy St. Apartments	Delano	32	\$19,200		\$19,200	
144	Housing Authority of the County of Kern	Residence at Old Town Kern	Bakersfield	30	\$18,000		\$18,000	
145	Housing Authority of the County of Kern	Residence at West Columbus	Bakersfield	50	\$30,000		\$30,000	
146	Housing Authority of the County of Kern	Village Congressional	Arvin	60	\$51,000		\$51,000	
147	Housing Authority of the County of Kern	Village Park Apartments	Bakersfield	60	\$27,000		\$27,000	
148	Housing Authority of the County of Santa Barbara	Lompoc Gardens I	Lompoc	40	\$33,800		\$33,800	

	Recipient	Project	City	Housing Units	Grant Amount	Payments 2024	Total Payment	Completion Date or Planned Completion Date
149	Housing Authority of the County of Santa Barbara	Lompoc Gardens II	Lompoc	35	\$33,075		\$33,075	
150	Housing Authority of the County of Santa Barbara	Miller Plaza	Lompoc	24	\$22,128		\$22,128	
151	Housing Authority of the County of Santa Barbara	Parkside Garden Apartments	Lompoc	48	\$28,800		\$28,800	
152	Las Palmas Housing and Development Corporation	Tres Lagos Apartments I	Wildomar	89	\$214,411			
153	Las Palmas Housing and Development Corporation	Tres Lagos Apartments Phase II	Wildomar	88	\$211,996			
154	Long Beach Affordable Housing Coalition	Acacia Street Apartments	Inglewood	23	\$12,487			
155	Long Beach Affordable Housing Coalition	BEVERLY MANOR	LOS ANGELES	59	\$26,550		\$15,932	
156	Long Beach Affordable Housing Coalition	CARLIN AVENUE APARTMENTS	Lynwood	15	\$8,250			
157	Long Beach Affordable Housing Coalition	GRACE MANOR	CARSON	38	\$21,517		\$12,286	
158	Long Beach Affordable Housing Coalition	LOUISE AVENUE APARTMENTS	LYNWOOD	14	\$7,970			
159	Long Beach Affordable Housing Coalition	METRO WEST APARTMENTS	Los Angeles	40	\$18,176		\$8,576	

	Recipient	Project	City	Housing Units	Grant Amount	Payments 2024	Total Payment	Completion Date or Planned Completion Date
160	Long Beach Affordable Housing Coalition	RAYMOND AVENUE APARTMENTS	LONG BEACH	8	\$4,730			
161	Long Beach Affordable Housing Coalition	SOMERSET AVENUE APARTMENTS	PARAMOUNT	24	\$12,440			
162	Mary Elizabeth Inn	Mary Elizabeth Inn	San Francisco	92	\$40,271		\$40,121	
163	Mary Elizabeth Inn	The Verona	San Francisco	65	\$28,278		\$28,273	
164	Mercy Housing California	180 Beamer	Woodland	80	\$35,675		\$35,675	
165	Mercy Housing California	623 Vernon	Roseville	58	\$25,660		\$25,660	
166	Mercy Housing California	Land Park Woods	Sacramento	75	\$33,675		\$33,550	
167	Mercy Housing California	Mather Veterans Village	Mather	50	\$21,663		\$16,415	
168	Mercy Housing California	Sunset Valley Duplexes	Wheatland	88	\$31,520		\$29,320	
169	MidPen Housing	Celestina Gardens	Sonoma	40	\$22,589		\$22,589	
170	MidPen Housing	Fetters Apartments	Sonoma	60	\$26,770		\$26,770	
171	MidPen Housing	St. Stephens Senior Housing	Santa Cruz	40	\$23,509		\$23,509	
172	MidPen Housing Corporation	Donner Lofts	San Jose	102	\$30,443		\$30,443	
173	MidPen Housing Corporation	Foster Square	Foster City	66	\$28,833		\$28,833	
174	MidPen Housing Corporation	Laguna Commons	Fremont	64	\$28,752		\$28,432	

	Recipient	Project	City	Housing Units	Grant Amount	Payments 2024	Total Payment	Completion Date or Planned Completion Date
175	Mid-Peninsula The Farm, Inc	University Avenue Senior	East Palo Alto	41	\$24,193		\$24,193	
176	Mid-Peninsula The Farm, Inc.	6800 Mission	Daly City	52	\$23,400		\$23,400	
177	Mid-Peninsula The Farm, Inc.	Onizuka Crossing	Sunnyvale	58	\$23,572		\$23,572	
178	Mid-Peninsula The Farm, Inc.	Sequoia Belle Haven	Menlo Park	90	\$39,794		\$39,794	
179	Mutual Housing California	Lemon Hill Townhomes	Sacramento	74	\$31,885		\$30,035	
180	Mutual Housing California	Los Robles	Sacramento	80	\$35,288		\$34,293	
181	Mutual Housing California	Mutual Housing at Foothill Farms	Sacramento	98	\$43,575		\$43,085	
182	Napa Valley Community Housing	Arroyo Grande Villas	Yountville	25	\$20,625		\$20,625	
183	Napa Valley Community Housing	Magnolia Park Townhomes	Napa	29	\$23,925		\$23,925	
184	Napa Valley Community Housing	Mayacamas Village	Napa	51	\$41,565		\$41,565	
185	Napa Valley Community Housing	Napa Park Homes	Napa	140	\$63,700		\$63,700	
186	Napa Valley Community Housing	Oak Creek Terrace	Napa	41	\$30,955		\$30,955	
187	Napa Valley Community Housing	Pecan Court Apartments	Napa	25	\$23,875		\$23,875	

	Recipient	Project	City	Housing Units	Grant Amount	Payments 2024	Total Payment	Completion Date or Planned Completion Date
188	Napa Valley Community Housing	Silverado Creek Apartments	Napa	102	\$66,810		\$66,810	
189	Napa Valley Community Housing	The Reserve of Napa	Napa	117	\$64,350		\$64,350	
190	Napa Valley Community Housing	Villa de Adobe Apartments	Napa	16	\$15,600		\$15,600	
191	Northern Valley Catholic Social Service	The Woodlands Apartments II	Redding	20	\$35,949		\$33,672	
192	Paso Robles Housing Authority	Paso Robles Housing Authority - Oak Park: Phase-1	Paso Robles	80	\$71,572			
193	Paso Robles Housing Authority	Paso Robles Housing Authority - Oak Park: Phase-2	Paso Robles	70	\$62,255			
194	People's Self-Help Housing Corporation	Atascadero Gardens	Atascadero	18	\$10,800		\$10,800	
195	People's Self-Help Housing Corporation	Belridge Street Apartments	Oceano	12	\$7,200		\$7,200	
196	People's Self-Help Housing Corporation	Brizzolara Street	San Luis Obispo	5	\$14,750	\$14,750	\$14,750	
197	People's Self-Help Housing Corporation	Broad Street Place	San Luis Obispo	40	\$25,545	\$25,545	\$25,545	
198	People's Self-Help Housing Corporation	Canyon Creek Apartments	Paso Robles	68	\$30,600		\$30,600	
199	People's Self-Help Housing Corporation	Casa de los Carneros	Goleta	70	\$94,500	\$94,500	\$94,500	

	Recipient	Project	City	Housing Units	Grant Amount	Payments 2024	Total Payment	Completion Date or Planned Completion Date
200	People's Self-Help Housing Corporation	Casas de las Flores	Carpinteria	43	\$47,945		\$47,945	
201	People's Self-Help Housing Corporation	Casas Las Granadas	Santa Barbara	12	\$7,200		\$7,200	11/26/2019
202	People's Self-Help Housing Corporation	Cawelti Court	Arroyo Grande	28	\$16,800		\$16,800	8/30/2017
203	People's Self-Help Housing Corporation	Chapel Court	Carpinteria	28	\$16,800		\$16,800	9/7/2019
204	People's Self-Help Housing Corporation	College Park	Lompoc	35	\$21,000		\$21,000	8/30/2017
205	People's Self-Help Housing Corporation	Courtland Street Apartments	Arroyo Grande	36	\$21,600		\$21,600	8/30/2017
206	People's Self-Help Housing Corporation	Creekside Gardens	Paso Robles	29	\$17,400		\$17,400	8/30/2017
207	People's Self-Help Housing Corporation	Creston Gardens	Paso Robles	60	\$27,000		\$27,000	7/11/2018
208	People's Self-Help Housing Corporation	Dahlia Court	Carpinteria	55	\$52,250		\$52,250	12/19/2018
209	People's Self-Help Housing Corporation	Dahlia Court II	Carpinteria	33	\$31,350		\$31,350	11/5/2018
210	People's Self-Help Housing Corporation	El Patio Hotel	Ventura	42	\$25,200		\$25,200	8/30/2017
211	People's Self-Help Housing Corporation	Ellwood	Goleta	8	\$14,800	\$14,750	\$14,750	7/10/2024
212	People's Self-Help Housing Corporation	Isle Vista Apartments	Isla Vista	56	\$30,800		\$30,800	11/5/2018

	Recipient	Project	City	Housing Units	Grant Amount	Payments 2024	Total Payment	Completion Date or Planned Completion Date
213	People's Self-Help Housing Corporation	Jardin de las Rosas	Santa Barbara	40	\$47,000		\$47,000	4/17/2023
214	People's Self-Help Housing Corporation	Juniper Street Apartments	Arroyo Grande	14	\$8,400		\$8,400	4/30/2019
215	People's Self-Help Housing Corporation	La Brisa Marina	Oceano	16	\$9,600		\$9,600	2/1/2019
216	People's Self-Help Housing Corporation	Lachen Tara	Avila Beach	29	\$17,400		\$17,400	8/30/2017
217	People's Self-Help Housing Corporation	Ladera Street Apartments	Santa Barbara	51	\$28,050		\$28,050	11/5/2018
218	People's Self-Help Housing Corporation	Los Adobes de Maria I	Santa Maria	65	\$29,250		\$29,250	8/30/2017
219	People's Self-Help Housing Corporation	Los Adobes de Maria II	Santa Maria	52	\$23,400		\$23,400	8/30/2017
220	People's Self-Help Housing Corporation	Los Robles Terrace	Paso Robles	40	\$24,000		\$24,000	8/30/2017
221	People's Self-Help Housing Corporation	Mariposa Town Homes	Orcutt	80	\$76,000		\$76,000	10/26/2017
222	People's Self-Help Housing Corporation	Oak Forest Apartments	Arroyo Grande	20	\$12,000		\$12,000	12/19/2018
223	People's Self-Help Housing Corporation	Ocean View Manor	Morro Bay	40	\$24,000		\$24,000	8/30/2017
224	People's Self-Help Housing Corporation	Oceanside Gardens	Morro Bay	21	\$12,600		\$12,600	8/30/2017
225	People's Self-Help Housing Corporation	Pacific View Apartments	Morro Bay	26	\$15,600		\$15,600	8/30/2017

	Recipient	Project	City	Housing Units	Grant Amount	Payments 2024	Total Payment	Completion Date or Planned Completion Date
226	People's Self-Help Housing Corporation	People's Place	Santa Paula	68	\$52,198			
227	People's Self-Help Housing Corporation	Pismo Creek Bungalows	Pismo Beach	14	\$18,410		\$18,410	4/17/2023
228	People's Self-Help Housing Corporation	Pismo Terrace	Pismo Beach	50	\$45,160	\$45,160	\$45,160	1/19/2024
229	People's Self-Help Housing Corporation	River View Townhomes	Guadalupe	80	\$36,000		\$36,000	8/30/2017
230	People's Self-Help Housing Corporation	Rolling Hills Apartments	Templeton	53	\$49,025		\$49,025	10/24/2019
231	People's Self-Help Housing Corporation	Rolling Hills II	Templeton	30	\$48,000		\$48,000	4/17/2023
232	People's Self-Help Housing Corporation	Schoolhouse Lane Apartments	Cambria	24	\$14,400		\$14,400	8/30/2017
233	People's Self-Help Housing Corporation	Sea Breeze Apartments	Los Osos	29	\$17,400		\$17,400	7/26/2019
234	People's Self-Help Housing Corporation	Sea Haven Apartments	Pismo Beach	12	\$7,200		\$7,200	4/9/2019
235	People's Self-Help Housing Corporation	Sequoia Apartments	Morro Bay	12	\$7,200		\$7,200	2/1/2019
236	People's Self-Help Housing Corporation	South Bay Apartments	Los Osos	75	\$33,750		\$33,750	7/26/2019
237	People's Self-Help Housing Corporation	Storke Ranch Apartments	Goleta	36	\$27,180		\$27,180	12/19/2018
238	People's Self-Help Housing Corporation	Templeton Place	Templeton	29	\$17,400		\$17,400	8/30/2017



	Recipient	Project	City	Housing Units	Grant Amount	Payments 2024	Total Payment	Completion Date or Planned Completion Date
239	People's Self-Help Housing Corporation	Templeton Place	Templeton	36	\$40,140	\$40,140	\$40,140	4/1/2023
240	People's Self-Help Housing Corporation	The Villas at Higuera	San Luis Obispo	28	\$16,800		\$16,800	8/30/2017
241	People's Self-Help Housing Corporation	Tiburon Place	San Luis Obispo	68	\$56,445			
242	People's Self-Help Housing Corporation	Valentine Court I	Santa Maria	35	\$21,000		\$21,000	12/19/2018
243	People's Self-Help Housing Corporation	Valentine Court II	Santa Maria	18	\$10,800		\$10,800	5/10/2019
244	People's Self-Help Housing Corporation	Valentine Court III	Santa Maria	9	\$5,400		\$5,400	5/10/2019
245	People's Self-Help Housing Corporation	Victoria Hotel	Santa Barbara	28	\$16,800		\$16,800	8/30/2017
246	People's Self-Help Housing Corporation	Victoria Street Bungalows	Santa Barbara	16	\$15,200		\$15,200	6/7/2018
247	People's Self-Help Housing Corporation	Villa La Esperanza	Goleta	83	\$53,950		\$53,950	12/19/2018
248	PEP Housing	575 Vallejo St Senior Apartments Residential Broadband	Petaluma	45	\$23,696	\$23,696	\$23,696	4/12/2024
249	PEP Housing	579 Vallejo St Senior Apartments Residential Broadband	Petaluma	40	\$18,103	\$18,103	\$18,103	3/29/2024
250	PEP Housing	Acacia Ln Senior Apartments Residential Broadband	Santa Rosa	44	\$26,348	\$26,348	\$26,348	4/15/2024

	Recipient	Project	City	Housing Units	Grant Amount	Payments 2024	Total Payment	Completion Date or Planned Completion Date
251	PEP Housing	Casa Grande	Petaluma	58	\$24,029		\$20,619	1/28/2016
252	PEP Housing	Casa Grande Senior Apartments Residential Broadband	Petaluma	57	\$33,687			5/12/2024
253	PEP Housing	Caulfield Lane	Petaluma	22	\$12,501		\$9,661	1/28/2016
254	PEP Housing	Caulfield Lane Senior Apartments Residential Broadband	Petaluma	22	\$19,486			5/12/2024
255	PEP Housing	Don Bennet Senior Apartments	Petaluma	16	\$17,128	\$17,128	\$17,128	4/12/2024
256	PEP Housing	Edith Street Senior Apartments Residential Broadband	Petaluma	24	\$21,162			5/12/2024
257	PEP Housing	Kellgren Senior Apartments Residential Broadband	Petaluma	50	\$27,310			5/12/2024
258	PEP Housing	Linda Tunis Senior Apartments Residential Broadband	Santa Rosa	26	\$17,280	\$17,280	\$17,280	12/1/2023
259	PEP Housing	Mountain View	Petaluma	24	\$10,087		\$9,617	2/2/2016
260	PEP Housing	Mountain View Senior Apartments Residential Broadband	Petaluma	24	\$15,605			5/12/2024
261	PEP Housing	Orange Tree Senior Apartments Residential Broadband	Oroville	49	\$42,227			5/12/2024

	Recipient	Project	City	Housing Units	Grant Amount	Payments 2024	Total Payment	Completion Date or Planned Completion Date
262	PEP Housing	Richard Lieb Senior Apartments Residential Broadband	Petaluma	22	\$18,922			5/12/2024
263	PEP Housing	Sun House Senior	Ukiah	42	\$20,803		\$20,803	9/15/2017
264	PEP Housing	Sun House Senior Apartments Residential Broadband	Ukiah	41	\$25,538			5/12/2024
265	PEP Housing	Toussin Senior Apartments Residential Broadband	Kentfield	13	\$12,753			5/12/2024
266	Petaluma Ecumenical Properties (PEP Housing)	10 Toussin	Kentfield (unincorporated Marin County)	13	\$7,557		\$6,492	6/24/2015
267	Petaluma Ecumenical Properties (PEP Housing)	1275 Lindberg	Petaluma	16	\$8,296		\$7,161	6/25/2015
268	Petaluma Ecumenical Properties (PEP Housing)	167 Edith	Petaluma	24	\$10,675		\$9,300	6/23/2015
269	Petaluma Ecumenical Properties (PEP Housing)	210 Douglas	Petaluma	24	\$10,287		\$9,197	6/23/2015
270	Petaluma Ecumenical Properties (PEP Housing)	575 Vallejo	Petaluma	45	\$16,822		\$14,566	6/22/2015
271	Petaluma Ecumenical Properties (PEP Housing)	579 Vallejo	Petaluma	40	\$12,295		\$11,419	6/23/2015
272	RCD Housing	Almaden	San Jose	99	\$58,410			11/26/2025

	Recipient	Project	City	Housing Units	Grant Amount	Payments 2024	Total Payment	Completion Date or Planned Completion Date
273	RCD Housing	Aspen Court	Pacheco	15	\$29,775			6/20/2025
274	RCD Housing	Bell Gardens	Fremont	128	\$114,176			6/8/2024
275	RCD Housing	Clara Gardens II	Santa Clara	77	\$55,825			11/26/2025
276	RCD Housing	Coliseum Place	Oakland	59	\$65,077	\$65,077	\$65,077	2/16/2024
277	RCD Housing	Hannon Gateway	Emeryville	89	\$79,200			5/12/2023
278	RCD Housing	Longfellow	Oakland	77	\$53,515			11/26/2025
279	RCD Housing	Madrone Terrace	San Leandro	79	\$79,553			6/8/2024
280	RCD Housing	Maudelle Miller Shirek	Berkley	87	\$78,387			6/8/2024
281	RCD Housing	Oxford Plaza	Berkeley	97	\$89,725			6/20/2025
282	RCD Housing	Rick Judd Commons	Concord	62	\$64,790			6/8/2024
283	RCD Housing	Sango Court	Milpitas	102	\$80,580	\$80,580	\$80,580	9/8/2023
284	RCD Housing	Thorton	Fremont	128	\$72,960			11/26/2025
285	RCD Housing	YVR	Walnut Creek	93	\$60,450			11/26/2025
286	Richmond Housing Authority	Friendship Manor	Richmond	58	\$25,152		\$25,152	2/25/2019
287	Richmond Housing Authority	Nevin Plaza	Richmond	142	\$41,520		\$41,520	2/25/2019
288	Richmond Housing Authority	Triangle Court	Richmond	98	\$43,080		\$43,080	2/25/2019
289	San Francisco Housing Development Corporation	Bayview Commons	San Francisco	29	\$17,166		\$17,166	11/16/2017

	Recipient	Project	City	Housing Units	Grant Amount	Payments 2024	Total Payment	Completion Date or Planned Completion Date
290	San Francisco Housing Development Corporation	Hunters Point East	San Francisco	89	\$39,601		\$39,601	6/4/2018
291	San Francisco Housing Development Corporation	Hunters Point West	San Francisco	124	\$36,967		\$36,967	3/23/2018
292	San Francisco Housing Development Corporation	Westbrook Apartments	San Francisco	227	\$67,157		\$66,941	8/30/2019
293	Satellite Affordable Housing Associates	Columbia Park Manor	Pittsburg	79	\$21,225		\$21,225	3/30/2017
294	Satellite Affordable Housing Associates	Lakeside Senior Apartments	Oakland	100	\$23,733		\$23,734	3/2/2017
295	Satellite Affordable Housing Associates	Lawrence Moore	Berkeley	46	\$16,537		\$16,537	5/28/2017
296	Satellite Affordable Housing Associates	Linda Glen	Oakland	42	\$15,520		\$15,457	3/4/2017
297	Satellite Affordable Housing Associates	Otterbein Manor	Oakland	44	\$15,949		\$15,847	4/26/2017
298	Satellite Affordable Housing Associates	Sacramento Senior Homes	Berkeley	40	\$16,844		\$16,844	4/30/2017
299	Satellite Affordable Housing Associates	Satellite St. Andrew's Manor, LLC	Oakland	60	\$55,970	\$55,970	\$55,970	11/21/2023
300	Satellite Affordable Housing Associates (SAHA)	Amistad House	Oakland	60	\$22,235		\$20,293	10/14/2016

	Recipient	Project	City	Housing Units	Grant Amount	Payments 2024	Total Payment	Completion Date or Planned Completion Date
301	Satellite Affordable Housing Associates (SAHA)	Beth Asher	Oakland	50	\$30,125		\$17,920	6/9/2017
302	Satellite Affordable Housing Associates (SAHA)	Petaluma Avenue Homes	Sebastopol	45	\$17,994		\$17,994	12/2/2016
303	Satellite Affordable Housing Associates (SAHA)	Satellite Central	Oakland	152	\$33,461		\$33,339	10/14/2016
304	Satellite Affordable Housing Associates (SAHA)	Stuart Pratt	Berkeley	44	\$26,638		\$16,582	5/30/2017
305	Satellite Affordable Housing Associates (SAHA)	Valdez Plaza	Oakland	150	\$29,400		\$26,394	8/31/2016
306	Self-Help Enterprises	ALMOND COURT PARTNERS	Wasco	36	\$21,600		\$21,600	4/19/2016
307	Self-Help Enterprises	Annadale Commons	Fresno	40	\$33,000		\$33,000	4/11/2023
308	Self-Help Enterprises	CALIENTE CREEK PARTNERS	ARVIN	46	\$27,600		\$26,600	4/20/2016
309	Self-Help Enterprises	Cherry Crossing	Sanger	72	\$126,720			12/19/2025
310	Self-Help Enterprises	Cottonwood Creek	Madera	40	\$22,800		\$22,800	4/20/2016
311	Self-Help Enterprises	Dinuba Manor	Dinuba	36	\$57,240	\$57,240	\$57,240	8/26/2024
312	Self-Help Enterprises	Gateway Village	Modesto	48	\$28,800		\$28,800	5/2/2018
313	Self-Help Enterprises	Goshen Village II	Goshen	56	\$25,200		\$25,200	5/2/2018
314	Self-Help Enterprises	Guardian Village	Reedley	48	\$84,720			11/26/2025

	Recipient	Project	City	Housing Units	Grant Amount	Payments 2024	Total Payment	Completion Date or Planned Completion Date
315	Self-Help Enterprises	Lincoln Plaza	Hanford	48	\$24,000		\$24,000	4/26/2016
316	Self-Help Enterprises	Madison Place	Bakersfield	56	\$43,400			5/12/2024
317	Self-Help Enterprises	Mariposa Oaks	Mariposa	24	\$120,000			12/15/2023
318	Self-Help Enterprises	Mt. Whitney Place	Lindsay	29	\$35,525			6/8/2024
319	Self-Help Enterprises	Neighborhood Village	Goshen	52	\$117,780			6/20/2025
320	Self-Help Enterprises	NORTH PARK APARTMENTS HOUSING CORPORATION	BAKERSFIELD	104	\$31,200		\$31,200	5/5/2016
321	Self-Help Enterprises	Nupchi Xo'oy	Porterville	40	\$128,000	\$128,000	\$128,000	1/12/2024
322	Self-Help Enterprises	Parksdale Village II	Madera	48	\$28,800		\$28,800	5/2/2018
323	Self-Help Enterprises	Rancho Colegio	Visalia	94	\$145,700			12/19/2025
324	Self-Help Enterprises	RANCHO LINDO PARTNERS	LAMONT	44	\$35,200		\$35,200	4/13/2017
325	Self-Help Enterprises	River Grove I	Oakhurst	70	\$107,450			6/20/2025
326	Self-Help Enterprises	ROLLING HILLS PARTNERS	NEWMAN	52	\$28,600		\$28,600	4/13/2017
327	Self-Help Enterprises	Sand Creek	Orosi	60	\$27,000		\$27,000	5/2/2018
328	Self-Help Enterprises	SOLINAS VILLAGE aka SELF HELP COMMUNITIES 1, LLC	MCFARLAND	52	\$35,100		\$35,100	4/13/2017
329	Self-Help Enterprises	Sugar Pine Village	Madera	52	\$68,900	\$68,900	\$68,900	11/1/2023
330	Self-Help Enterprises	SUNRISE VILLA PARTNERS	WASCO	44	\$26,400		\$26,400	4/19/2016

	Recipient	Project	City	Housing Units	Grant Amount	Payments 2024	Total Payment	Completion Date or Planned Completion Date
331	Self-Help Enterprises	The Haven	Bakersfield	24	\$38,400			6/8/2024
332	Self-Help Enterprises	Valley Oaks	Oakhurst	24	\$48,600			6/8/2024
333	Self-Help Enterprises	Villa de Guadalupe	Orosi	60	\$27,000		\$27,000	5/2/2018
334	Self-Help Enterprises	Villa Del Rey	Del Rey	48	\$28,800		\$28,800	4/22/2016
335	Self-Help Enterprises	VILLA HERMOSA PARTNERS	WASCO	40	\$24,000		\$24,000	4/22/2016
336	Self-Help Enterprises	Viscaya Gardens	Dinuba	48	\$28,800		\$28,800	5/2/2018
337	Self-Help Enterprises	WASHINGTON PLAZA PARTNERS	EARLIMART	44	\$26,400		\$26,400	4/21/2016
338	Self-Help Enterprises	Woodlake Townhomes	Woodlake	11	\$37,950			6/8/2024
339	Shelter Inc.	Project Homekey	Vallejo	48	\$81,903			6/8/2024
340	Silvercrest, Inc. (non-profit)	Inyo Terrace	Fresno	44	\$25,960		\$25,960	11/26/2018
341	Silvercrest, Inc. (non-profit)	Pacific Gardens	Fresno	56	\$28,800		\$14,866	11/26/2018
342	Silvercrest, Inc. (non-profit)	Parc Grove Commons	Fresno	215	\$64,400		\$59,900	4/1/2016
343	Silvercrest, Inc. (non-profit)	Parc Grove Northwest	Fresno	148	\$43,560		\$43,560	4/1/2016
344	Silvercrest, Inc. (non-profit)	Yosemite Village	Fresno	69	\$44,850		\$15,114	2/28/2021
345	Skid Row Housing Trust	Charles Cobb Apartments	Los Angeles	76	\$34,200		\$6,373	7/31/2020
346	Skid Row Housing Trust	New Genesis Apartments	Los Angeles	106	\$31,800		\$13,612	7/31/2020
347	Skid Row Housing Trust	Star Apartments	Los Angeles	102	\$30,600		\$10,044	7/31/2020



	Recipient	Project	City	Housing Units	Grant Amount	Payments 2024	Total Payment	Completion Date or Planned Completion Date
348	Surf Development Company	Aparicio Apartments I	Goleta	56	\$151,200	\$113,400	\$113,400	1/20/2024
349	Surf Development Company	Central Plaza	Santa Maria	112	\$61,040		\$61,040	1/31/2018
350	Surf Development Company	Creekside Village	Los Alamos	39	\$22,386		\$22,386	12/27/2017
351	Surf Development Company	Creekside Village	Los Alamos	39	\$95,550			11/26/2025
352	Surf Development Company	Cypress Court	Lompoc	60	\$27,000		\$27,000	1/31/2018
353	Surf Development Company	Homebase on G	Lompoc	39	\$83,850		\$83,850	4/20/2023
354	Surf Development Company	Leland Park	Orcutt	16	\$15,600		\$15,600	1/31/2018
355	Surf Development Company	Lompoc Terrace	Lompoc	40	\$168,000	\$126,000	\$126,000	8/1/2023
356	Surf Development Company	Palm Grove	Lompoc	40	\$37,800		\$37,800	1/31/2018
357	Surf Development Company	Parkview Apartments	Goleta	20	\$15,210		\$15,210	1/31/2018
358	Surf Development Company	Pescadero Lofts	Goleta	33	\$19,173		\$19,173	1/31/2018
359	Surf Development Company	Pescadero Lofts	Goleta	33	\$57,750			11/26/2025
360	Surf Development Company	Positano Apartments	Goleta	130	\$39,000		\$39,000	11/19/2019

	Recipient	Project	City	Housing Units	Grant Amount	Payments 2024	Total Payment	Completion Date or Planned Completion Date
361	Surf Development Company	Positano Apartments	Santa Barbara	112	\$106,200			11/26/2025
362	Surf Development Company	Rancho Hermosa	Santa Maria	47	\$27,730		\$27,730	12/27/2017
363	Surf Development Company	Rancho Hermosa	Santa Maria	47	\$94,000			11/26/2025
364	Surf Development Company	Sandpiper Apartments	Goleta	68	\$30,600		\$30,600	1/31/2018
365	Surf Development Company	Santa Rita Village I	Lompoc	36	\$21,600		\$21,600	1/31/2018
366	Surf Development Company	Santa Rita Village I	Lompoc	36	\$85,500			11/26/2025
367	Surf Development Company	Santa Rita Village II	Lompoc	19	\$38,000			11/26/2025
368	Surf Development Company	Stanley Horn Homes	Lompoc	44	\$139,700	\$104,775	\$139,700	8/1/2023
369	Surf Development Company	Ted Zenich Gardens	Santa Maria	24	\$14,400		\$14,400	1/31/2018
370	Surf Development Company	Ted Zenich Gardens	Santa Maria	24	\$62,400			11/26/2025
371	Surf Development Company	Vintage Walk	Buellton	6	\$30,600			12/15/2023
372	Sutter Community Affordable Housing	Kristen Court Apartments	Live Oak	56	\$25,038		\$24,299	12/14/2016
373	Swords to Plowshares Veterans Rights Organization	The Fairfax Hotel	San Francisco	43	\$9,353		\$8,909	10/29/2015

	Recipient	Project	City	Housing Units	Grant Amount	Payments 2024	Total Payment	Completion Date or Planned Completion Date
374	Swords to Plowshares Veterans Rights Organization	The Stanford Hotel	San Francisco	130	\$5,144		\$4,462	9/18/2015
375	Tenderloin Neighborhood Development Corporation (TNDC)	430 Turk	San Francisco	89	\$35,215		\$35,215	11/17/2017
376	Tenderloin Neighborhood Development Corporation (TNDC)	626 Mission Bay	San Francisco	143	\$28,521			11/26/2025
377	Tenderloin Neighborhood Development Corporation (TNDC)	939 Eddy	San Francisco	36	\$21,563		\$21,462	12/8/2017
378	Tenderloin Neighborhood Development Corporation (TNDC)	951 Eddy	San Francisco	26	\$15,037		\$15,037	12/11/2017
379	Tenderloin Neighborhood Development Corporation (TNDC)	Aarti Hotel	San Francisco	40	\$23,972		\$23,972	12/8/2017
380	Tenderloin Neighborhood Development Corporation (TNDC)	Alexander Residence	San Francisco	179	\$53,673		\$53,673	12/15/2017

	Recipient	Project	City	Housing Units	Grant Amount	Payments 2024	Total Payment	Completion Date or Planned Completion Date
381	Tenderloin Neighborhood Development Corporation (TNDC)	Alexander Residence	San Francisco	179	\$16,978			11/26/2025
382	Tenderloin Neighborhood Development Corporation (TNDC)	Antonia Manor	San Francisco	133	\$39,726		\$39,726	12/4/2017
383	Tenderloin Neighborhood Development Corporation (TNDC)	Antonia Manor	San Francisco	133	\$14,866			11/26/2025
384	Tenderloin Neighborhood Development Corporation (TNDC)	Buena Vista Terrace	San Francisco	40	\$23,640		\$23,640	12/1/2017
385	Tenderloin Neighborhood Development Corporation (TNDC)	Civic Center Residence	San Francisco	212	\$63,472		\$63,472	2/23/2018
386	Tenderloin Neighborhood Development Corporation (TNDC)	Curran House	San Francisco	67	\$24,966		\$24,865	6/6/2017
387	Tenderloin Neighborhood Development Corporation (TNDC)	Curran House	San Francisco	67	\$8,419			11/26/2025

	Recipient	Project	City	Housing Units	Grant Amount	Payments 2024	Total Payment	Completion Date or Planned Completion Date
388	Tenderloin Neighborhood Development Corporation (TNDC)	Dalt Hotel	San Francisco	179	\$45,574		\$45,547	6/26/2017
389	Tenderloin Neighborhood Development Corporation (TNDC)	Dalt Hotel	San Francisco	178	\$18,995			11/26/2025
390	Tenderloin Neighborhood Development Corporation (TNDC)	Folsom + Dore Apartments	San Francisco	98	\$43,976		\$43,976	9/27/2017
391	Tenderloin Neighborhood Development Corporation (TNDC)	Franciscan Towers	San Francisco	105	\$10,532			11/26/2025
392	Tenderloin Neighborhood Development Corporation (TNDC)	Maria Manor	San Francisco	119	\$34,224		\$32,795	12/15/2017
393	Tenderloin Neighborhood Development Corporation (TNDC)	Maria Manor	San Francisco	119	\$6,000			11/26/2025
394	Tenderloin Neighborhood Development Corporation (TNDC)	Mosaica (Family)	San Francisco	93	\$41,170		\$41,170	9/22/2017

	Recipient	Project	City	Housing Units	Grant Amount	Payments 2024	Total Payment	Completion Date or Planned Completion Date
395	Tenderloin Neighborhood Development Corporation (TNDC)	Mosaica (Senior)	San Francisco	24	\$14,220		\$14,220	9/22/2017
396	Tenderloin Neighborhood Development Corporation (TNDC)	Ritz Hotel	San Francisco	90	\$9,124			11/26/2025
397	Tenderloin Neighborhood Development Corporation (TNDC)	Ritz Hotel	San Francisco	88	\$30,252		\$30,252	6/1/2017
398	Tenderloin Neighborhood Development Corporation (TNDC)	Rosa Parks	San Francisco	203	\$44,370			11/26/2025
399	Tenderloin Neighborhood Development Corporation (TNDC)	SOMA Family	San Francisco	74	\$9,124			11/26/2025
400	Tenderloin Neighborhood Development Corporation (TNDC)	SOMA Family Apartments	San Francisco	74	\$27,767		\$27,767	6/29/2017
401	Tenderloin Neighborhood Development Corporation (TNDC)	SOMA Studios	San Francisco	88	\$31,344		\$31,344	6/30/2017

	Recipient	Project	City	Housing Units	Grant Amount	Payments 2024	Total Payment	Completion Date or Planned Completion Date
402	Tenderloin Neighborhood Development Corporation (TNDC)	SOMA Studios	San Francisco	88	\$9,124			11/26/2025
403	Tenderloin Neighborhood Development Corporation (TNDC)	West Hotel	San Francisco	106	\$31,683		\$31,683	12/8/2017
404	Tenderloin Neighborhood Development Corporation (TNDC)	West Hotel	San Francisco	106	\$8,419			11/26/2025
405	The Banneker Homes, Inc.	Banneker Homes	San Francisco	108	\$45,900		\$45,900	8/23/2018
406	Village East LP	Village East Apartments	Stockton	189	\$222,075			11/26/2025
407	Visionary Home Builders of California, Inc.	Almond Terrace	Ceres	46	\$27,600		\$27,600	11/28/2018
408	Visionary Home Builders of California, Inc.	Delta Plaza	Stockton	30	\$17,288		\$17,288	4/3/2018
409	Visionary Home Builders of California, Inc.	Dewey Apartments	Stockton	10	\$6,000		\$5,750	4/3/2018
410	Visionary Home Builders of California, Inc.	Diamond Cove Townhomes I-A	Stockton	36	\$21,600		\$21,600	5/11/2018

	Recipient	Project	City	Housing Units	Grant Amount	Payments 2024	Total Payment	Completion Date or Planned Completion Date
411	Visionary Home Builders of California, Inc.	Diamond Cove Townhomes I-B	Stockton	24	\$14,400		\$14,360	6/4/2018
412	Visionary Home Builders of California, Inc.	Mountain View Townhomes	Tracy	37	\$22,200		\$21,825	11/28/2018
413	Visionary Home Builders of California, Inc.	Villa Isabella	Stockton	20	\$11,925		\$11,675	4/3/2018
414	Visionary Home Builders of California, Inc.	Villa Monterey	Stockton	45	\$27,000		\$27,000	11/28/2018
415	Visionary Home Builders of California, Inc.	Whispering Pines	Sacramento	96	\$43,200		\$43,200	8/10/2018
416	West Sacramento Housing Development Corporation	Patio Apartments	West Sacramento	45	\$16,875		\$15,750	1/12/2016
417	West Sacramento Housing Development Corporation	Washington Courtyards	West Sacramento	90	\$23,100		\$20,850	1/13/2016
418	West Sacramento Housing Development Corporation	West Capitol	West Sacramento	125	\$32,113		\$32,113	1/12/2016



## Attachment J: Public Housing Adoption Completed Projects Costs and Participation as of December 31<sup>st</sup>, 2024

	Recipient	Project	Completion Date	Resident	Grant	Total Payment	Trained	% Trained	% Trained who Subscribe to Broadband	Cost Per Resident Trained
1	BRIDGE Housing Corporation	Armstrong Place Senior Housing	12/31/2017	152	\$36,970	\$34,593	49	32%	92%	\$706
2	BRIDGE Housing Corporation	Chestnut Creek Senior Housing	6/30/2019	55	\$24,250	\$24,250	38	69%	100%	\$638
3	BRIDGE Housing Corporation	Chestnut Linden Court	6/30/2019	410	\$34,170	\$30,038	43	10%	100%	\$699
4	BRIDGE Housing Corporation	Emeryvilla	6/30/2019	46	\$23,550	\$23,550	22	48%	95%	\$1,070
5	BRIDGE Housing Corporation	Geraldine Johnson Senior Housing	12/31/2017	74	\$29,130	\$27,382	18	24%	100%	\$1,521
6	BRIDGE Housing Corporation	Ironhorse at Central	6/30/2019	251	\$30,030	\$25,399	13	5%	85%	\$1,954
7	BRIDGE Housing Corporation	Mandela Gateway Apartments	6/30/2019	440	\$34,510	\$34,510	62	14%	100%	\$557
8	BRIDGE Housing Corporation	Natoma Family Apartments	6/30/2019	137	\$25,550	\$25,550	33	24%	100%	\$774
9	BRIDGE Housing Corporation	Richmond City Center	6/30/2019	171	\$25,630	\$20,520	14	8%	100%	\$1,466
10	BRIDGE Housing Corporation	St. Joseph's Senior Apartments	12/31/2017	103	\$33,130	\$33,130	42	41%	67%	\$789

	Recipient	Project	Completion Date	Resident	Grant	Total Payment	Trained	% Trained	% Trained who Subscribe to Broadband	Cost Per Resident Trained
11	BRIDGE Housing Corporation	Terraza Palmera at St. Josephs	6/30/2019	171	\$26,090	\$23,881	34	20%	100%	\$702
12	Christian Church Homes (CCH)	Fargo Senior Center	6/30/2019	102	\$42,000	\$19,060	26	25%	79%	\$733
13	Christian Church Homes (CCH)	Harrison Street Senior Housing	5/31/2019	100	\$25,420	\$25,420	39	39%	85%	\$652
14	Christian Church Homes (CCH)	Sylvester Rutledge Manor - North Oakland Senior Housing	8/1/2019	69	\$39,000	\$16,880	17	25%	100%	\$993
15	Christian Church Homes (CCH)	Westlake Christian Terrace East	9/30/2019	243	\$49,500	\$48,975	77	32%	62%	\$636
16	Christian Church Homes (CCH)	Westlake Christian Terrace West	9/30/2019	250	\$49,500	\$49,490	64	26%	66%	\$773
17	EAH Housing Corporation	Buchanan Park	9/30/2019	154	\$34,460	\$28,460	38	25%	100%	\$749
18	EAH Housing Corporation	Casa Adobe	9/30/2019	56	\$20,390	\$16,160	33	59%	100%	\$490
19	EAH Housing Corporation	Centertown	12/31/2019	180	\$34,930	\$34,930	48	27%	100%	\$728
20	EAH Housing Corporation	Cochrane Village	9/16/2020	318	\$49,900	\$49,219	88	28%	100%	\$559
21	EAH Housing Corporation	Don de Dios	12/31/2019	267	\$41,070	\$41,070	50	19%	100%	\$821
22	EAH Housing Corporation	Drakes Way	9/4/2020	68	\$10,500	\$10,500	24	35%	100%	\$438

	Recipient	Project	Completion Date	Resident	Grant	Total Payment	Trained	% Trained	% Trained who Subscribe to Broadband	Cost Per Resident Trained
23	EAH Housing Corporation	Elena Gardens	12/20/2019	362	\$49,080	\$49,080	73	20%	100%	\$672
24	EAH Housing Corporation	Floral Gardens	10/16/2020	143	\$43,286	\$41,979	55	38%	100%	\$763
25	EAH Housing Corporation	Fountain West	10/20/2020	196	\$47,133	\$40,012	51	26%	100%	\$785
26	EAH Housing Corporation	Golden Oaks	9/30/2019	52	\$19,090	\$15,890	34	65%	100%	\$467
27	EAH Housing Corporation	Los Robles	3/31/2020	420	\$49,930	\$48,815	79	19%	89%	\$618
28	EAH Housing Corporation	Palm Court	5/20/2020	69	\$37,239	\$37,239	65	94%	100%	\$573
29	EAH Housing Corporation	Point Reyes	9/30/2019	72	\$16,165	\$14,765	20	28%	100%	\$738
30	EAH Housing Corporation	Pollard Plaza	12/31/2019	193	\$49,935	\$49,935	76	39%	100%	\$657
31	EAH Housing Corporation	Riviera Apartments	5/20/2020	77	\$24,960	\$20,930	28	36%	100%	\$748
32	EAH Housing Corporation	Rodeo Gateway	3/31/2020	55	\$24,690	\$23,327	43	78%	100%	\$543
33	EAH Housing Corporation	San Clemente Place	7/1/2020	212	\$41,478	\$41,478	71	33%	100%	\$584
34	EAH Housing Corporation	Silver Oak	11/21/2019	26	\$14,680	\$14,680	24	92%	100%	\$612
35	EAH Housing Corporation	The Oaks	12/31/2019	104	\$18,513	\$18,513	25	24%	100%	\$741

	Recipient	Project	Completion Date	Resident	Grant	Total Payment	Trained	% Trained	% Trained who Subscribe to Broadband	Cost Per Resident Trained
36	EAH Housing Corporation	Turina House	5/20/2020	91	\$18,150	\$17,704	26	29%	100%	\$681
37	EAH Housing Corporation	Village Avante	9/29/2020	549	\$49,990	\$47,685	134	24%	100%	\$356
38	EAH Housing Corporation	Vista Park 1	5/20/2020	112	\$37,311	\$35,197	66	59%	100%	\$533
39	EAH Housing Corporation	Vista Park 2	5/20/2020	122	\$37,311	\$35,517	65	53%	100%	\$546
40	East Bay Asian Local Development Corporation	California Hotel	2/23/2022	166	\$49,850	\$11,672	51	31%	100%	\$229
41	East Bay Asian Local Development Corporation	Hismen Hin-Nu Terrace	4/27/2022	371	\$49,994	\$11,650	36	10%	100%	\$324
42	East Bay Asian Local Development Corporation	Noble Tower Apartments	3/30/2022	270	\$50,000	\$11,460	80	30%	100%	\$143
43	Eden Housing, Inc	801 Alma Family Apartments	1/31/2019	156	\$12,880	\$12,880	38	24%	100%	\$339
44	Eden Housing, Inc	Altenheim	7/1/2018	199	\$19,380	\$18,030	64	32%	100%	\$282
45	Eden Housing, Inc	Camphora	1/31/2019	134	\$21,040	\$21,040	40	30%	100%	\$526
46	Eden Housing, Inc	Carlow Court Apartments	1/31/2019	74	\$12,880	\$12,880	41	55%	100%	\$314
47	Eden Housing, Inc	Cottonwood Place Apartments	7/1/2018	146	\$16,015	\$15,615	90	62%	88%	\$174
48	Eden Housing, Inc	Studio 819 Apartments	7/1/2018	61	\$12,880	\$12,830	47	77%	83%	\$273

	Recipient	Project	Completion Date	Resident	Grant	Total Payment	Trained	% Trained	% Trained who Subscribe to Broadband	Cost Per Resident Trained
49	Eden Housing, Inc	Weinreb Place	12/15/2017	24	\$12,351	\$11,951	19	79%	100%	\$629
50	Eden Housing, Inc	Wexford Way	7/1/2018	416	\$12,880	\$12,480	136	33%	85%	\$92
51	Episcopal Community Services of San Francisco	Bishop Swing Community House	6/30/2018	135	\$49,959	\$41,612	75	56%	100%	\$555
52	Episcopal Community Services of San Francisco	Canon Barcus Community House	6/30/2018	153	\$49,520	\$35,547	32	21%	100%	\$1,111
53	Episcopal Community Services of San Francisco	Canon Kip Community House	6/30/2018	103	\$49,593	\$36,092	38	37%	100%	\$950
54	First Community Housing	Betty Ann Gardens	3/30/2020	230	\$38,910	\$29,287	25	11%	100%	\$1,171
55	First Community Housing	Casa Feliz Studios	3/20/2020	60	\$36,700	\$25,053	19	32%	100%	\$1,319
56	First Community Housing	Creekview Inn	2/15/2020	25	\$19,705	\$11,858	9	36%	100%	\$1,318
57	First Community Housing	Curtner Studios Digital Connections	3/10/2017	200	\$25,756	\$22,712	41	21%	100%	\$554
58	First Community Housing	El Paseo Digital Connections	3/10/2017	98	\$21,030	\$20,350	22	22%	100%	\$925
59	First Community Housing	Fourth Street Apts	3/30/2020	250	\$38,910	\$27,062	20	8%	100%	\$1,353
60	First Community Housing	Japantown Senior Apts	3/30/2020	85	\$36,700	\$27,069	27	32%	100%	\$1,003
61	First Community Housing	Orchard Parkview	3/30/2020	130	\$36,700	\$26,770	17	13%	100%	\$1,575

	Recipient	Project	Completion Date	Resident	Grant	Total Payment	Trained	% Trained	% Trained who Subscribe to Broadband	Cost Per Resident Trained
62	Housing Authority of the County of Los Angeles (HACoLA)	Carmelitos Housing Development	1/31/2018	1750	\$28,210	\$19,223	288	16%	36%	\$67
63	Housing Authority of the County of Los Angeles (HACoLA)	Harbor Hills Housing Development	1/31/2018	761	\$28,210	\$19,223	97	13%	33%	\$198
64	Housing Authority of the County of Los Angeles (HACoLA)	Nueva Maravilla Housing Development	1/31/2018	1471	\$28,210	\$19,223	285	19%	38%	\$67
65	Housing Authority of the County of Los Angeles (HACoLA)	HACSB Digital Literacy Centers Project	3/1/2024	2760	\$405,731	\$110,309	129	5%	33%	\$855
66	Jamboree Housing Corporation	Ceres Court Apartments	9/30/2018	147	\$12,798	\$8,363	56	38%	71%	\$149
67	Jamboree Housing Corporation	Ceres Way Apartments	8/31/2017	138	\$11,877	\$9,638	50	36%	90%	\$193
68	Jamboree Housing Corporation	Puerto del Sol Apartments	9/30/2018	498	\$23,567	\$12,483	59	12%	80%	\$212
69	Jamboree Housing Corporation	Woodglen Vista Apartments	6/30/2019	432	\$10,677	\$10,637	150	35%	30%	\$71
70	Mutual Housing California	Glen Ellen Mutual Housing Community	8/31/2018	96	\$34,250	\$24,564	28	29%	71%	\$877
71	Mutual Housing California	Lemon Hill	6/30/2019	282	\$42,058	\$25,118	24	9%	100%	\$1,047
72	Mutual Housing California	Moore Village Mutual Housing Community	6/30/2019	154	\$41,700	\$25,824	36	23%	72%	\$717

	Recipient	Project	Completion Date	Resident	Grant	Total Payment	Trained	% Trained	% Trained who Subscribe to Broadband	Cost Per Resident Trained
73	Mutual Housing California	Mutual Housing at Dixianne	6/30/2019	184	\$40,500	\$22,764	19	10%	89%	\$1,198
74	Mutual Housing California	Mutual Housing at Norwood	6/30/2019	305	\$49,848	\$28,891	42	14%	71%	\$688
75	Mutual Housing California	Mutual Housing at River Garden	8/31/2018	581	\$48,898	\$29,246	52	9%	73%	\$562
76	Mutual Housing California	Mutual Housing at Sky Park	8/31/2018	258	\$44,289	\$27,997	24	9%	100%	\$1,167
77	Mutual Housing California	Mutual Housing at Spring Lake	8/31/2018	335	\$35,960	\$24,763	16	5%	100%	\$1,548
78	Mutual Housing California	Mutual Housing at the Highlands	6/30/2019	141	\$49,533	\$31,964	30	21%	100%	\$1,065
79	Mutual Housing California	Mutual Housing on the Greenway	8/31/2018	168	\$40,100	\$27,524	41	24%	85%	\$671
80	Mutual Housing California	New Harmony	8/31/2018	195	\$38,122	\$26,251	12	6%	100%	\$2,188
81	Mutual Housing California	Owendale	6/30/2019	91	\$25,670	\$19,722	26	29%	100%	\$759
82	Mutual Housing California	Tremont Green Mutual Housing Community	6/30/2019	94	\$34,650	\$23,272	25	27%	76%	\$931
83	Mutual Housing California	Twin Pines Mutual Housing Community	6/30/2019	80	\$34,900	\$22,411	20	25%	90%	\$1,121

	Recipient	Project	Completion Date	Resident	Grant	Total Payment	Trained	% Trained	% Trained who Subscribe to Broadband	Cost Per Resident Trained
84	Mutual Housing California	Victory Townhomes Mutual Housing Community	11/15/2022	70	\$30,250	\$21,217	21	30%	81%	\$1,010
85	Oakland Housing Authority	Lockwood Learning Center	8/15/2019	804	\$98,495	\$80,214	158	20%		\$508
86	Peoples' Self-Help Housing	Ocean View Manor	8/15/2019	40	\$13,575	\$9,212	19	48%	100%	\$485
87	Peoples' Self-Help Housing	Oceanside Gardens	11/9/2016	21	\$7,883	\$6,726	15	71%	100%	\$448
88	Petaluma Ecumenical Properties (PEP Housing)	575 Vallejo Street Senior Apartments Adoption	11/10/2016	46	\$10,550	\$7,023	28	61%	100%	\$251
89	Petaluma Ecumenical Properties (PEP Housing)	579 Vallejo Street Senior Apartments Adoption	11/3/2016	41	\$9,430	\$6,271	25	61%	100%	\$251
90	Petaluma Ecumenical Properties (PEP Housing)	Acacia Lane Senior Apartments Adoption	11/17/2016	47	\$10,190	\$6,772	27	57%	100%	\$251
91	Petaluma Ecumenical Properties (PEP Housing)	Casa Grande Senior Apartments Adoption	11/18/2016	60	\$13,350	\$9,030	36	60%	100%	\$251
92	Petaluma Ecumenical Properties (PEP Housing)	Caulfield Lane Senior Apartments Adoption	11/4/2016	23	\$5,220	\$3,512	14	61%	100%	\$251
93	Petaluma Ecumenical Properties (PEP Housing)	Kellgren Senior Apartments Adoption	7/31/2020	53	\$11,650	\$7,776	31	58%	100%	\$251



	Recipient	Project	Completion Date	Resident	Grant	Total Payment	Trained	% Trained	% Trained who Subscribe to Broadband	Cost Per Resident Trained
94	San Francisco Housing Development Corporation	Hunters Point West	11/30/2021	496	\$50,000	\$31,660	29	6%	100%	\$1,092
95	San Francisco Housing Development Corporation	Westbrook	10/30/2018	681	\$50,000	\$48,002	31	5%	100%	\$1,548
96	Satellite Affordable Housing Associates	Amistad House	6/30/2017	63	\$48,290	\$47,875	39	62%	100%	\$1,228
97	Satellite Affordable Housing Associates	Arboleda Apartments Adoption	7/31/2019	92	\$40,756	\$40,756	32	35%	100%	\$1,274
98	Satellite Affordable Housing Associates	Beth Asher	7/31/2019	53	\$37,260	\$33,479	35	66%	100%	\$957
99	Satellite Affordable Housing Associates	Columbia Park Manor	5/31/2019	87	\$41,930	\$39,991	40	46%	100%	\$1,000
100	Satellite Affordable Housing Associates	Lakeside Senior Apartments	7/31/2019	118	\$46,360	\$46,360	71	60%	100%	\$653
101	Satellite Affordable Housing Associates	Lawrence Moore Manor	7/31/2019	50	\$34,125	\$31,527	28	56%	100%	\$1,126
102	Satellite Affordable Housing Associates	Linda Glen	9/24/2017	44	\$31,560	\$29,978	26	59%	100%	\$1,153
103	Satellite Affordable Housing Associates	Merritt Crossing Adoption	6/30/2019	95	\$50,000	\$48,535	37	39%	100%	\$1,312
104	Satellite Affordable Housing Associates	Orchards Senior Homes	8/30/2018	67	\$34,230	\$33,838	34	51%	100%	\$995

	Recipient	Project	Completion Date	Resident	Grant	Total Payment	Trained	% Trained	% Trained who Subscribe to Broadband	Cost Per Resident Trained
105	Satellite Affordable Housing Associates	Petaluma Avenue Homes	7/31/2019	99	\$48,350	\$48,054	31	31%	100%	\$1,550
106	Satellite Affordable Housing Associates	Sacramento Senior Homes	8/30/2018	41	\$30,150	\$28,770	22	54%	100%	\$1,308
107	Satellite Affordable Housing Associates	Satellite Central	9/24/2017	196	\$50,000	\$49,807	116	59%	100%	\$429
108	Satellite Affordable Housing Associates	Strawberry Creek Lodge Adoption	7/31/2019	150	\$49,970	\$49,679	67	45%	100%	\$741
109	Satellite Affordable Housing Associates	Stuart Pratt Manor	8/30/2018	47	\$27,910	\$27,173	25	53%	100%	\$1,087
110	Satellite Affordable Housing Associates	Valdez Plaza	12/5/2017	194	\$50,000	\$48,547	101	52%	100%	\$481
111	Silvercrest, Inc. (non-profit)	Parc Grove Commons	12/5/2017	559	\$38,894	\$20,806	61	11%	100%	\$341
112	Silvercrest, Inc. (non-profit)	Parc Grove Northwest	12/5/2017	381	\$38,894	\$16,161	45	12%	100%	\$359
113	Silvercrest, Inc. (non-profit)	Viking Village	2/29/2020	121	\$38,894	\$18,504	26	21%	100%	\$712
114	Tabernacle Community Development Corporation	Robert B Pitts Residences	12/21/2017	203	\$49,400	\$34,506	32	16%	100%	\$1,078
115	West Sacramento Housing Development Corporation	Patio Apartments	7/15/2019	56	\$26,140	\$12,918	13	23%	100%	\$994

	Recipient	Project	Completion Date	Resident	Grant	Total Payment	Trained	% Trained	% Trained who Subscribe to Broadband	Cost Per Resident Trained
116	West Sacramento Housing Development Corporation	Washington Courtyards	7/15/2019	279	\$45,760	\$41,188	59	21%	100%	\$698
117	West Sacramento Housing Development Corporation	Armstrong Place Senior Housing	9/30/2018	155	\$49,984	\$42,928	84	54%	100%	\$511
<b>Total:</b>				<b>26,661</b>	<b>\$4,301,460</b>	<b>\$3,249,816</b>	<b>5,741</b>			<b>\$87,153</b>

## Attachment K: Tribal Technical Assistance Grant Program Funded Projects as of December 31<sup>st</sup>, 2024

# Projects	Tribe	Amount Requested	Project	Project Type	Award Amount	Grant Cycle
3	Big Valley Rancheria of Pomo Indians	\$49,750	Project 1: Technical Feasibility Study for Broadband Deployment	Feasibility Study	\$49,750	Oct-20
	Big Valley Rancheria of Pomo Indians	\$49,625	Project 2: Feasibility Study to Investigate Potential Broadband Partnerships	Market Study	\$49,625	Oct-20
	Big Valley Rancheria of Pomo Indians	\$50,625	Project 3: Feasibility Study to Investigate Potential Broadband Partnership	Business Plan	\$50,625	Oct-20
1	Karuk Tribe	\$90,000	21/22 Klamath River Rural Broadband Initiative Broadband Study	Market Study and Business Plan	\$90,000	Oct-20
1	Lone Pine Paiute Shoshone Tribe	\$98,000	Working with Communities for Sustainable Broadband	Feasibility Study and Market Study	\$98,000	Oct-20
3	Middletown Rancheria Band	\$49,750	Project 1: Technical Feasibility Study for Broadband Deployment	Feasibility Study	\$49,750	Oct-20
	Middletown Rancheria Band	\$49,625	Project 2: Feasibility Study to Investigate Potential Broadband Partnerships	Market Study	\$49,625	Oct-20
	Middletown Rancheria Band	\$50,625	Project 3: Financial and Organizational Feasibility Study for Broadband Development	Business Plan	\$50,625	Oct-20
1	Yurok Tribe	\$50,000	Feasibility Study to analyze opportunities to purchase established infrastructure assets	Feasibility Study and Business Plan	\$50,000	Oct-20
1	Hoopa Valley Public Utilities District	\$149,850	Hoopa Valley Broadband Initiative Communications Studies	Feasibility Study	\$149,850	Jan-21

# Projects	Tribe	Amount Requested	Project	Project Type	Award Amount	Grant Cycle
1	La Jolla Band of Luiseno Indians	\$60,000	La Jolla Tribal Connectivity Project	Feasibility Study	\$60,000	Jan-21
3	Resighini Rancheria	\$60,000	Project 1: Resighini Rancheria Broadband, Feasibility and Market Studies	Feasibility Study and Market Study	\$60,000	Jan-21
	Resighini Rancheria	\$40,000	Project 2: Resighini Rancheria Broadband Fiber, Wireless and Network Engineering Study	Feasibility Study	\$40,000	Jan-21
	Resighini Rancheria	\$40,000	Project 3: Resighini Rancheria Broadband Regulatory and Carrier Outreach Support	Business Plan	\$40,000	Jan-21
3	Big Sandy Rancheria	\$49,750	Project 1: Technical Feasibility Study for Broadband Deployment	Feasibility Study and Market Study	\$49,750	Apr-21
	Big Sandy Rancheria	\$49,625	Project 2: Feasibility Study to Investigate Potential Broadband Partnerships	Feasibility Study	\$49,625	Apr-21
	Big Sandy Rancheria	\$50,625	Project 3: Financial and Organizational Feasibility Study for Broadband Development	Business Plan	\$50,625	Apr-21
1	Bishop Indian Tribal Council	\$100,900	Working With Communities For Sustainable Broadband	Feasibility Study	\$104,200	Apr-21
1	Colorado River Indian Tribes	\$150,000	Working With Communities For Sustainable Broadband	Feasibility Study	\$97,000	Apr-21
1	Fort Independence Tribe	\$150,000	Fort Independence Tribe Sustainable Broadband	Feasibility Study	\$99,500	Apr-21
3	Mechoopda Indian Tribe	\$49,750	Project 1: Technical Feasibility Study for Broadband Deployment	Feasibility Study	\$49,750	Apr-21
	Mechoopda Indian Tribe	\$49,625	Project 2: Feasibility Study to Investigate Potential Broadband Partnerships	Feasibility Study and Market Study	\$49,625	Apr-21

# Projects	Tribe	Amount Requested	Project	Project Type	Award Amount	Grant Cycle
	Mechoopda Indian Tribe	\$50,625	Project 3: Financial and Organizational Feasibility Study for Broadband Development	Business Plan	\$50,625	Apr-21
3	Morongo Band of Mission Indians	\$49,750	Project 1: Technical Feasibility Study for Broadband Deployment	Feasibility Study	\$49,750	Apr-21
	Morongo Band of Mission Indians	\$49,625	Project 2: Feasibility Study to Investigate Potential Broadband Partnerships	Feasibility Study and Market Study	\$49,625	Apr-21
	Morongo Band of Mission Indians	\$50,625	Project 3: Financial and Organizational Feasibility Study for Broadband Development	Business Plan	\$50,625	Apr-21
3	Elk Valley Rancheria California	\$49,750	Project 1: Technical Feasibility Study for Broadband Deployment	Feasibility Study	\$49,750	Jul-21
	Elk Valley Rancheria California	\$49,625	Project 2: Feasibility Study to Investigate Potential Broadband Partnerships	Feasibility Study and Market Study	\$49,625	Jul-21
	Elk Valley Rancheria California	\$50,625	Project 3: Financial and Organizational Feasibility Study for Broadband Development	Business Plan	\$50,625	Jul-21
1	Santa Ynez Band of Chumash Indians	\$150,000	Technical Feasibility Study for Broadband Deployment	Feasibility Study	\$90,000	Jul-21
1	Ewiiapaayp Band of Kumeyaay Indians	\$134,400	EBKI Broadband Deployment Studies Project	Market Study	\$134,400	Jan-22
2	Hoopa Valley	\$80,000	HVPUD Pro Forma Financial Analysis	Business Plan	\$80,000	Jan-22
	Hoopa Valley	\$70,000	HVPUD - NOC Feasibility Study	Feasibility Study	\$70,000	Jan-22
1	Lone Pine Paiute-Shoshone Tribe	\$149,500	Affordable Housing and Broadband Infrastructure	Feasibility Study	\$149,500	Jan-22

# Projects	Tribe	Amount Requested	Project	Project Type	Award Amount	Grant Cycle
3	Paskenta Band of Nomlaki Indians	\$49,750	Technical Feasibility Study for Broadband Deployment	Feasibility Study	\$49,750	Jan-22
	Paskenta Band of Nomlaki Indians	\$49,625	Feasibility Study to Investigate Potential Broadband Partnerships	Feasibility Study and Market Study	\$49,625	Jan-22
	Paskenta Band of Nomlaki Indians	\$50,625	Financial and Organizational Feasibility Study for Broadband Development	Business Plan	\$50,625	Jan-22
1	Picayune Rancheria of the Chukchansi	\$150,000	Community Broadband Internet Feasibility Study & Implementation Plan	Feasibility Study and Business Plan	\$150,000	Jan-22
1	Sherwood Valley Band of Pomo Indians	\$98,700	Sustainable Broadband Services	Business Plan	\$98,700	Jan-22
1	Tule River Indian Tribe	\$150,000	Tribal Technical Smart Cyber Infrastructure Study	Feasibility Study	\$150,000	Jan-22
1	Chemehuevi Tribe	\$50,000	Reliable emergency connectivity solutions and roadmap for future-forward Tribal broadband network development	Feasibility Study and Business Plan	\$50,000	April-22
1	Colusa Indian Community Council	\$150,000	Tribal Broadband Vision and Strategy Plan	Feasibility Study and Business Plan	\$150,000	April-22
2	Round Valley Indian Tribe	\$109,000	Round Valley CASF Technical Assistance I	Feasibility Study	\$109,000	April-22
	Round Valley Indian Tribe	\$41,000	Government IT Broadband Network Study	Business Plan	\$41,000	April-22
1	Santa Rosa Band of Cahuilla Indians	\$150,000	Broadband Feasibility Study Toro Peak 2022-2023	Feasibility Study	\$150,000	April-22
1	Campo Band of Mission Indians	\$60,000	Tribal Broadband Feasibility Study: Investigation of Potential Partnerships and Implementation Plan for Broadband Infrastructure.	Feasibility Study	\$60,000	July-22

# Projects	Tribe	Amount Requested	Project	Project Type	Award Amount	Grant Cycle
1	Colorado River Indian Tribes	\$150,000	CRIT Broadband Service Delivery Feasibility Study	Feasibility Study	\$150,000	July-22
3	Fort Independence Indian Community	\$49,750	Technical Feasibility Study for Broadband Deployment	Feasibility Study	\$49,750	July-22
	Fort Independence Indian Community	\$49,625	Feasibility Study to Investigate Potential Broadband Partners	Feasibility Study	\$49,625	July-22
	Fort Independence Indian Community	\$50,625	Financial and Organizational Feasibility Study for Broadband Development	Feasibility Study	\$50,625	July-22
1	Manzanita Band of Diegueno Mission Indians	\$45,000	Wireless Broadband Feasibility Study	Feasibility Study	\$45,000	July-22
2	Round Valley Indian Tribe	\$40,000	Government Transition to 7Tribes Network from All Tribal Networks	Feasibility Study	\$40,000	July-22
	Round Valley Indian Tribe	\$110,000	Round Valley CASF Technical Assistance III	Business Plan	\$110,000	July-22
1	Santa Ynez Band of Chumash Indians	\$150,000	Tribal Broadband Vision and Strategy Plan	Business Plan	\$150,000	July-22
1	Yurok Tribe	\$150,000	5-Year Financial Model Project	Feasibility Study and Business Plan	\$150,000	July-22
1	Bishop Paiute	\$149,200	Organizational and Legal Models for Tribal Broadband Operations	Feasibility Study	\$149,200	Oct-22
1	Bridgeport Indian Colony	\$149,500	Sustainable Broadband for Bridgeport Indian Colony	Network Design, Marketing and Feasibility Studies, and Business Plan	\$149,500	Oct-22



# Projects	Tribe	Amount Requested	Project	Project Type	Award Amount	Grant Cycle
1	Los Coyotes Band of Cahuilla and Cupeno Indians	\$50,000	Los Coyotes Band of Cahuilla & Cupeno Indians Broadband Feasibility Study	Feasibility Study	\$50,000	Oct-22
1	San Pasqual Band of Mission Indians	\$85,000	San Pasqual Broadband Feasibility Study	Feasibility Study	\$85,000	Oct-22
1	Tolowa Dee-Ni' Nation	\$150,000	Tolowa Dee-Ni' Nation Broadband Study (Outreach, Technical Analysis and Wireless Spectrum)	Broadband Study	\$150,000	Oct-22
1	Resighini Rancheria	\$150,000	Tribal Technical Assistance (TTA) - Tower Feasibility Study	Feasibility Study	\$150,000	Jan-23
1	Fort Bidwell Indian Community	\$150,000	Fort Bidwell Indian Community Tribal Technical Assistance	Feasibility Study	\$150,000	Jan-23
1	Middletown Rancheria Band of Pomo Indians	\$150,000	Middletown Rancheria Middle Mile Tower Feasibility	Feasibility Study	\$150,000	Oct-23
1	Hoopa Valley Tribe (Hoopa Valley Public Utilities District)	\$150,000	HVPUD Pro Forma Financial Analysis	Feasibility Study	\$150,000	Oct-23
1	North Fork Rancheria of Mono Indians of California	\$150,000	North Fork Rancheria Broadband Planning, Feasibility and Sustainability Study	Feasibility Study	\$150,000	Oct-23
1	Ipai Nation of Santa Ysabel	\$150,000	Ipai Nation of Santa Ysabel Tribal Technical Assistance	Feasibility Study	\$150,000	Oct-23
1	Quechan Indian Tribe	\$119,900	Quechan Indian Tribe Feasibility Study for Broadband Deployment	Feasibility Study	\$119,900	Oct-23
1	Round Valley Indian Tribes	\$277,000	Round Valley Indian Tribes FTTH	Feasibility Study	\$277,000	Oct-23
1	Habematolel Pomo of Upper Lake	\$150,000	Habematolel Pomo of Upper Lake	Feasibility Study	\$150,000	Jan-24

# Projects	Tribe	Amount Requested	Project	Project Type	Award Amount	Grant Cycle
1	Blue Lake Rancheria Tribe	\$144,900	Digital 299 Tribal Fiber Network	Network Design, Marketing and Feasibility Studies, and Business Plan	\$144,900	Jan-24
1	Pauma Band of Luiseno Mission Indians of the Pauma & Yuima Reservation	\$250,000	Pauma Band of Luiseño Indians Tribal Technical Assistance	Technical and Financial Analysis	\$250,000	Apr-24
1	Round Valley Indian Tribes	\$250,000	Broadband Methodology and Management Plan	Business Plan	\$250,000	Apr-24
1	Paskenta Band o Nomlaki Indians	\$150,000	Paskenta Wireless Connectivity Feasibility Study	Feasibility Study	\$150,000	Jul-24
1	Enterprise Rancheria of Maidu Indians of California	\$250,000	Enterprise Rancheria Sports and Entertainment (S&E) Complex Broadband Network	Feasibility Study	\$250,000	Oct-24
<b>Totals:</b>						
74		\$7,451,850			\$7,291,650	